FINANCIAL TIMES

World Business Newspaper — MONDAY JUNE 3 1996

Start the week with...

Engineering
Power makers' war of attrition
Stefan Wagstyl, Page 17

Buenos Aires
Rich Latins on a knife edge
David Pilling, Page 9

Euro 96
Bookies and the Stretcher Special
Keith Wheatley, Page 12

Czech reforms hit by poll setback for Klaus coalition

The Czech Republic's rapid economic reforms were *suspended indefinitely* after voters refused to give the outgoing coalition of prime minister Václav Klaus a fresh mandate in parliamentary elections at the weekend. Preliminary official results showed the three-party centre-right government two seats short of an overall majority in the 200-member parliament after a good showing by the main opposition Social Democrats. *Page 18*

IRA offered arms concession: The British and Irish governments are understood to be considering a fresh concession to Sinn Féin, the IRA's political wing, by agreeing to postpone discussion of arms decommissioning until September. Page 8

KHD rescue depends on Saudi goodwill: A rescue package for German engineering group Klöckner-Humboldt-Deutz, which faces bankruptcy after uncovering hidden losses of DM650m ($422m), is believed to depend largely on the goodwill of Saudi Arabian businesses. Page 19

Istanbul hosts Habitat conference: Istanbul, *host to the United Nations' second Habitat conference* on urban development which starts today, is afflicted by many of the problems confronting the developing world's "megacities". Page 18; Key to tackling urbanisation problems, Page 4

Bosnian poll to go ahead: US secretary of state Warren Christopher said elections in Bosnia *would be held as planned, despite the failure of* efforts to oust Bosnian Serb leader Radovan Karadzic, who is wanted on war crimes charges. Page 2

Kazakhstan sells industry to west: Western companies won control of some of Kazakhstan's biggest industrial companies, collectively valued at more than $1bn, after sales designed to show government commitment to "open and transparent public tenders". Page 5

European ports face disruption: Northern Europe's main ports – including Hamburg, Bremen, Amsterdam, Rotterdam and Antwerp – face a week of disruption from today in a trade union campaign of protest against both flags of convenience ships and the threat of deregulation to dockland. Page 2

Avis Europe may return to London market: Avis Europe, continental Europe's largest car hire company, is considering a return to the London stock market seven years after it was taken over by a *consortium of investors*, including General Motors, for nearly £900m ($1.39bn). Page 21

Parc Asterix plans listing: Parc Asterix, France's answer to the EuroDisneyland theme park, is to seek a stock market listing. Page 21

Anglo American to stay diverse: Anglo *American Corporation rejected speculation that it* will unbundle its non-core interests to focus on its natural resources business when exchange controls are abolished in South Africa. Page 19

Whirlpool in Japanese marketing deal: Whirlpool, the US white goods manufacturer, strengthened its push in the Asia-Pacific region with a deal for its refrigerators to be sold through Japanese electrical goods retailer Daiichi. Page 22

New Zealand 'the least corrupt country': New Zealand is the world's least corrupt country, in the opinion of international business people, while Nigeria appears to be the most corrupt, an influen*tial pressure group reported. Page 5*

Schumacher wins at Barcelona

World motor racing champion Michael Schumacher (left) of Germany won the Spanish Grand Prix in Barcelona. It was his first win for Ferrari. Challenger Damon Hill of Britain retired after spinning his Williams-Renault. Schumacher lies 17 points behind Hill in this year's world championship.

French Derby winner: Ragmar, a 9-1 chance ridden by Gerald Mosse and trained by Pascal Bary, won the Prix du Jockey Club (French Derby) at Chantilly. In a very tight finish, the colt beat English-trained Polaris Flight by a short head, with French-trained Le Destin another short head away in third place.

European Monetary System: In a week characterised by a sharp rally in sterling and a slight correction to the dollar, there was no change to the order of currencies in the EMS grid. The spread between strongest and weakest was also *almost unaltered. Currencies, Page 29*

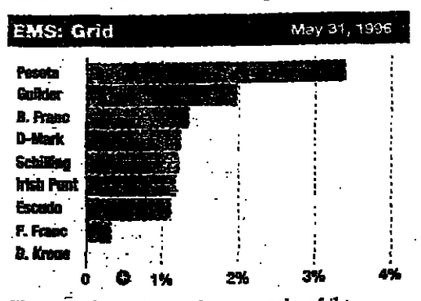

The chart shows the member currencies of the exchange rate mechanism measured against the weakest currency in the system. Most of the currencies are permitted to fluctuate within 15 per cent of agreed central rates against the other members of the mechanism. The exceptions are the D-Mark and the guilder which move in a 2.25 per cent band.

Albania	LEK 220	Germany	DM4.00	Lithuania	Lts 15.00	Qatar	QR13.00
Arabia	Sch7	Greece	Dr400	Lux	LFr75	S.Arabia	SR12
Bahrain	Din1.250	Hong Kong	HK$20	Malta	Lm0.65	Singapore	S$4.30
Belgium	BFr75	Hungary	Ft230	Morocco	MDh16	Slovak Rp	Sk65
Cyprus	C£1.20	Iceland	IKr230	Neth	Fl 4.75	S. Africa	R12.00
Czech Rp	Kč80	India	Rs75	Nigeria	Naira50	Spain	Pts250
Denmark	DKr16	Israel	Shk7.50	Norway	NKr20.00	Sweden	SKr20
Egypt	E£5.00	Italy	L3200	Oman	OR1.50	Switz	SFr3.70
Estonia	Ekr22	Japan	Y500	Pakistan	Rs40	Syria	S£65.00
Finland	FMk15.50	Jordan	JD1.50	Poland	Zl 5.50	Tunisia	Din1.750
France	FFr11.50	Kuwait	Fils550	Portugal (mainland)	Esc240	Turkey	L80,000
		Lebanon	LL3,000			UAE	Dh12.00

Calls for moderation as Britain seeks end to ban on beef by-products

UK urged to ease EU veto policy

By David Wighton in London and Caroline Southey in Brussels

The UK government came under pressure yesterday to soften its non-co-operation policy with the *European Union if the ban on* beef by-products is lifted as senior Conservatives and diplomats warned of the dangers of an "anti-European" campaign.

Sir Leon Brittan, the UK's senior EU commissioner, suggested the government could allow through proposals which were "of particular interest to Britain" and said such a move would "help Britain's friends to help Britain".

The UK government is hoping that the ban on tallow, gelatine and semen will be lifted at a meeting of EU agriculture ministers which starts in Luxembourg today. But Mr Roger Freeman, the minister co-ordinating the policy of non-co-operation, has made clear that the campaign would not be scaled down until a "framework" had been agreed for *the lifting of the main ban on* beef exports.

Mr Douglas Hurd, Britain's former foreign secretary, cautioned the government that while non-co-operation was reasonable as a short-term tactic, "to settle down to some form of trench warfare, particularly against things we are in favour of, would of course be counter-productive".

Labour also urged the government to use the veto more selectively. In the first qualification of the opposition's support for the policy, Mr Robin Cook, shadow foreign secretary, said it would not back the blocking of EU proposals to combat fraud and to make 1997 a year against racism.

Other voices urging caution included three former UK European Commissioners – Lord Jenkins, Lord Thomson of Monifieth *and Mr Bruce Millan – and three* former senior British diplomats – Sir Michael Butler, Sir Donald Maitland and Sir Nicholas Henderson. In a joint statement, they said the UK risked being "relegated to a second-class status within Europe" and warned that the current anti-European policy could be "disastrous".

Mr John Major, UK prime minister, called all cabinet members involved in the campaign to Downing Street last night, ahead of this week's key meetings in Europe.

At the start of the two-day Luxembourg meeting today, Mr Douglas Hogg, the UK's representative, will present his counterparts with a 200-page plan to combat mad cow disease, including a selective cull and a new register to track animals.

Sir Leon said it was "very difficult to say" whether the meeting would decide to lift the by-products ban. However, even if the ministers do not vote with the UK, the Commission is expected to use its powers to lift the ban. Sir Leon said that a framework for the lifting of the total ban could be produced "quite quickly".

UK and Commission officials are working on the details of a framework which Mr Malcolm Rifkind, UK foreign secretary, is due to discuss with Mr Jacques Santer, Commission president, when they meet in Brussels tomorrow. EU officials were optimistic that the terms of the framework could be agreed.

"The political will amongst the other member states to reach agreement is there," said an EU *official, adding that the British* government's decision to send senior politicians to European capitals to discuss the plan would provide a significant boost to striking a deal.

However, member states remain sceptical of the British government's determination to end the crisis. "If they show they can meet their end of the bargain, the problem can be solved quickly," said an EU diplomat. "But this is not a working assumption in the rest of the EU."

EU votes to be blocked, Page 8

Investing in Britain 'too risky' for Belgian utility

By Simon Holberton in London

Tractebel, the multinational Belgian utility, has given up hopes of investing in the UK electricity industry, claiming that the political and regulatory risks are too high.

The Belgian company was seen as a potential bidder for Midlands Electricity, the regional electricity company which has accepted a £1.7bn ($2.5bn) offer from two US utilities.

But Mr Philippe Bodson, chief executive, told the Financial Times the UK had become too "unpredictable" for his company to consider investing.

"There are good companies in England and the market will grow, but it is difficult to develop your strategy when the environment could be affected by the decisions of one or two people," he said. "You can't be a player in [the UK] market unless you are a big player. Investing big amounts of money when you don't know what will happen is too risky for us."

Mr Bodson specifically cited the Ofgas review of Transco, British Gas's pipeline business, and the decision by the UK government to block Southern Company, a big US utility, from bidding for National Power.

"The sector cannot only be reorganised by the market; one has to recognise that there will be political involvement. It's a tricky situation," he said.

Over the past year, Tractebel has invested nearly $500m in 11 power projects internationally, including Oman, Italy, India, Thailand and Singapore.

Mr Bodson said that the company had been forced to look abroad for opportunities because its ability to grow in Belgium was constrained by regulation. Electrabel, its principal business in Belgium, was unable to earn higher than a 12.5 per cent return on assets, he said.

Mr Bodson said that although Tractebel had looked at opportunities in the Australian state of Victoria, which has privatised its electricity industry, "we were not going to do it for an 8 per cent return on our investment".

Similarly, Tractebel is keen to invest in China's electricity industry but could not justify doing so while the Chinese government wants to restrict investment returns to 12 per cent.

However, he said the company had high hopes of its participation in Sempec Utilities and Terminals, in Singapore. Tractebel manages and owns 25 per cent of the company which will operate the utility services – initially steam and electricity – for a newly created industrial park in Singapore.

Ultra-nationalist Russian presidential candidate Vladimir Zhirinovsky addresses an election rally during a campaign stop in central Siberia. Mr Zhirinovsky is running third in the contest. The first round of voting takes place on June 16. Chechnya fighting puts Yeltsin pledge at risk, Page 18 Picture: AP

Israel's new PM seeks peace with Arab neighbours

By Julian Ozanne in Jerusalem

Mr Benjamin Netanyahu, Israel's next prime minister, yesterday said he wanted to find "peace with security" with all Israel's Arab neighbours, heal divisions at home and build a free market economy.

"I said peace begins at home but it has to continue abroad," he said in his first public speech *since defeating Mr Shimon Peres* in elections for the premiership last week.

"The government we will form in a few days, with God's help, will strengthen the peaceful relations that have already been established with the Jordanian kingdom and with Egypt and will continue the negotiations with the Palestinians," he said. "We will also work to further peace deals and coexistence with other Arab states. I call on them to join the circle of peace."

Before thousands of cheering supporters at a victory rally in Jerusalem, Mr Netanyahu reached out to Jewish opponents and Israeli Arabs who voted overwhelmingly for Mr Peres. He said his first priority was to heal the divisions created in Israeli society, and treat every Israeli, Arab or Jew as full and equal citizens.

"I want to be the prime minister of everyone – Jew or non-Jew, secular or religious, those that live in development towns and those that live in cities ... peace begins at home."

He said his future government was "planning, finally, a free market economy" liberated from bureaucracy. Earlier, calm returned to Israel's financial markets after Mr Netanyahu pledged to work for economic liberalisation, lower inflation and measures to enhance the stock exchange. The benchmark Mishtanim index of the top 100 shares rose 3.85 points, or 1.91 per cent, *to close at 205.23.*

Shares fell 5 per cent last Thursday, the previous day of trading, amid fears of a negative impact on Middle East peace when it became clear Mr Netanyahu would win the election.

Traders said the positive response reflected Mr Netanyahu's commitments over the weekend to continuing the peace process and the fact that Israeli shares in New York suffered little effect from his victory.

In a statement released before the Tel Aviv Stock Exchange opened yesterday morning, Mr Shai Bezak, Mr Netanyahu's spokesman, said the new Israeli leader was committed to "an atmosphere of stability that will lead to increased local and foreign investments".

"He also views the stock market as a central instrument for growth and the raising of capital ... He intends to give preference to the privatisation of government companies."

Editorial Comment, Page 17

S Korean securities regulator accused of corruption

By John Burton in Seoul

The chairman of South Korea's Securities Supervisory Board (SSB) was arrested yesterday on corruption charges, and prosecutors said they would investigate other government officials overseeing the stock market.

Mr Paik Won-ku was accused of accepting Won10m ($12,800) for granting Yukyong Information Telecom a listing on the Seoul stock market and receiving Won110m in 10 other unspecified cases.

The supervisory board is the government agency that regulates the stock market, including approving share listings, investigating insider trading and supervising mergers and acquisitions.

Prosecutors said they would expand their probe to include other officials at the board and the finance ministry who deal with securities regulation.

There are concerns among investors that the corruption scandal, the latest in a series that has shaken Korea since last autumn, could affect share prices in an already fragile market.

The involvement of Mr Paik shocked the financial industry as he was regarded as a high-flyer. A former customs administrator and vice-finance minister, Mr Paik was assumed by many to be in line for an economic portfolio in the cabinet.

The scandal is likely to renew allegations about widespread price manipulation in the Korean stock market. It also raises questions about the government's securities policy.

Analysts suggest the state's tight supervision of the stock market has created fertile ground for official corruption. This is particularly true for the listing of shares, with more than 200 companies waiting to issue initial public offerings.

The SSB is the second government economic supervisory agency to be involved in a corruption scandal recently. Several officials from the Fair Trade Commission, which oversees activities of big industrial groups, were arrested for allegedly accepting bribes in return for approving expansion plans by businesses.

MORSE

How Safe?

Hewlett-Packard will tell you all sorts of good things about their latest UNIX servers. Like their High Availability features, to ensure your corporate data is always accessible.

At MorseData we'd like to help you take a practical view. Our consultants can explain the real value of each of these features, taking into account your specific business environment. They will demonstrate, either at our offices or perhaps even at yours, just how safely and reliably your applications can run.

To arrange a discussion with a MorseData consultant, call 0181 232 8000.

HEWLETT PACKARD Corporate Reseller

MorseData 0181 232 8000

CONTENTS

News
International News 2-6
UK News 8
Guide to the Week 38
This Week 9
Weather 18
Lex 18
Features
Leader Page 17
Letters 16
Observer 17
Management 10
Business Education 11
Sport 12
Media Futures 13
Business Travel 14
Arts 15
Crossword 38
Companies
Companies & Finance 20-23
Markets
Markets This Wk 26,27
Int Equities 25
Emerging Markets 27
International Bonds 27
FT/S&P-A Wld Indices 25
Managed Funds 30,31
Currencies & Money 29
Share Information 32,33
World Stock Markets 28
Survey
■ Turkey (separate section)

© THE FINANCIAL TIMES LIMITED 1996 No 32,999

LONDON · LEEDS · PARIS · FRANKFURT · STOCKHOLM · MADRID · NEW YORK · LOS ANGELES · TOKYO · HONG KONG

Russia takes step to ease rouble curbs

By Graham Bowley in London and Chrystia Freeland in Moscow

Russia, which has historically barred its citizens from taking the national currency out of the country, has taken a big step towards world markets by making the rouble fully convertible for foreign trade transactions.

The move, which could make Russia more attractive for outside investors, is part of President Boris Yeltsin's vigorous effort to persuade voters to support him, and the bold market reforms he has set into motion, in the June 16 presidential elections.

In a liberal economic programme unveiled on the campaign trail last week, Mr Yeltsin promised he would make the rouble "a real, hard currency".

The government moved in that direction on Saturday, when Moscow signed the International Monetary Fund's "Article eight" on currency convertibility, which will take effect immediately, the central bank said.

Mr Alexander Potemkin, central bank deputy chairman, said the decision would enable Russia to attract cheaper foreign loans and more investment.

Under Article eight, IMF members agree not to impose restrictions on payments and transfers for current account transactions – essentially foreign trade – and not to operate multiple exchange rate regimes.

But Russian authorities, who have stepped up measures to stem the flow of capital out of the country – estimated at $50bn since the collapse of the Soviet Union – will retain tight restrictions on the capital account.

Remaining restrictions on the convertibility of rouble balances in non-residents' current accounts and balancing accounts of non-resident banks would be lifted by July 1, a central bank spokesman said.

The decision, which signals the government's increasing confidence in its economic stabilisation programme, will mean the end of regulations requiring exporters to surrender part of their foreign exchange earnings.

The weekend measure is expected to help Russian exporters and importers, but it does not mean that the rouble will be traded freely offshore.

However, some banks in London and other centres are already gearing up their operations in anticipation that the rouble will become freely convertible on the capital account.

They believe that because of its tremendous natural resources, Russia will become a big international trader, making the rouble a heavily traded currency.

Geneva talks: Serbia's President Milosevic (left), Nato chief, General George Joulwan, and US secretary of state Warren Christopher

Bosnian poll to go ahead despite war crimes row

By Laura Silber in Geneva

Mr Warren Christopher, US secretary of state, yesterday said elections in Bosnia would be held as planned, despite the failure of international efforts to oust Mr Radovan Karadzic, the Bosnian Serb leader who is wanted on war crimes charges.

"After meeting all the parties here, elections could, and should, go on as scheduled," Mr Christopher told reporters in Geneva following a summit with the presidents of Serbia, Bosnia-Hercegovina and Croatia.

The holding of elections throughout Bosnia by September is seen as crucial for the full implementation of the Dayton peace agreement, which divided the war-torn country roughly in half between the Bosnian Serbs and the Moslem-Croat Federation. Under the agreement, indicted war criminals are banned from holding public office or standing in elections.

However, Washington is anxious for elections to be held on schedule because President Bill Clinton has pledged to pull out the 16,000 American soldiers who are part of the 60,000-strong Implementation Force in Bosnia by the end of the year.

At the start of the Geneva meeting, however, Mr Alija Izetbegovic, president of Bosnia, reiterated his demand that elections should not be held unless Mr Karadzic and his military commander, General Ratko Mladic, were extradited to the UN war crimes tribunal in The Hague.

During the all-party summit, Mr Christopher and European mediators exerted pressure on President Slobodan Milosevic of Serbia to provide "concrete proof" that Mr Karadzic was no longer in power. The Bosnian government and international mediators fear Mr Karadzic will continue to wield power behind the scenes – undermining elections and the peace accords – in spite of his earlier pledges to delegate some of his powers to his hardline deputy, Mrs Biljana Plavsic.

Mr Nicholas Burns, the State Department spokesman, said the date for Bosnia's elections would be announced on June 14 in Florence at the mid-term review conference of the year-long Dayton plan. He said it was likely to be in September.

Mr Flavio Cotti, the Swiss foreign minister and chairman of the Organisation for Security and Co-operation in Europe, which is organising the poll, said more progress needed to be made on free movement of peoples and freedom of the press.

Ports braced for union disruption

By Robert Taylor, Employment Editor

Northern Europe's main ports – including Hamburg, Bremen, Amsterdam, Rotterdam and Antwerp – face a week of disruption from today in a trade union campaign of protest against both flags of convenience ships and the threat of deregulation to dockland.

The International Transport Workers' Federation, which represents 680,000 seafarers worldwide, is organising the militant action.

It will involve boycotts, strikes and picketing, as well as the leafleting of flags of convenience vessels which have not signed collective agreements laying down minimum earnings and employment conditions.

"Our aim is not to blockade the ports," said Mr David Cockcroft, the ITF's general secretary. "This is not a frontal attack but a warning shot. We know we are taking some legal risks but we prepared to do that. We already have a hit-list of ships to target."

Inspectors employed by the ITF intend to board ships in the ports to talk to crews about their pay and conditions and inspect manning schedules and employment contracts.

Dockers, pilots, tug boat crews and other port workers may refuse to load or unload ships to try to force the companies to negotiate agreements.

The ITF wants shipping companies to either abandon using flags of convenience or accept agreements drawn up by the federation laying down minimum wages and working conditions for seafarers.

Nato endangers show of unity

By Bruce Clark, Diplomatic Correspondent

The acrid whiff of a transatlantic row will be in the air today as Nato foreign ministers gather in Berlin for a meeting that is supposed to lay the foundations for a reformed alliance in which Europe plays a greater role.

Bickering between US and European officials over the precise terms of a new security partnership has cast a shadow over a meeting previously billed as a display of transatlantic unity and resolve.

The lack of US-European concord may also damage Nato's effort to present a united front to Russia and the other former Warsaw pact members who will join the conference tomorrow.

With the Russian elections only two weeks away, Nato has tried to focus the meeting on internal alliance reforms – and as far possible, not to mention the cold war, which Moscow has vowed to restart if the 16-member bloc expands.

But would-be Nato members will be lobbying in Berlin for a promise that expansion is still on track, and Nato officials will be on the lookout for diplomatic fireworks from Mr Yevgeny Primakov, Russia's foreign minister.

Nato officials have urged Mr Primakov to keep the discussion to issues that are less contentious than enlargement – such as Russian-Nato co-operation in Bosnia and elsewhere. But Russian behaviour at previous Nato meetings has been highly unpredictable.

The US-European row looming in the background is at first sight a very academic dispute, with officials poring closely over the meaning of words and the exact formulation of military missions which may never be launched.

But behind all the semantics is a practical question: how much freedom of action will Washington give its European allies in using Nato equipment which is mainly of US origin? The search for the answer to this question has been under way since 1994 when President Bill Clinton told the leaders of Nato's other 15 member states that he accepted the need for Europe to have a defence identity of its own.

Discussion of the issue received a powerful boost six months ago when France, the strongest advocate of a common European defence, formally accepted that this could only be pursued inside Nato.

But recently, negotiations have stumbled over the issue of how much say in the conduct of European military missions would be retained by the North Atlantic Council (NAC), a panel of Nato governments of which the US is much the most powerful. All sides broadly agree that the NAC would have to give the initial green light for any military operation in which Nato assets are used – including European-only missions.

US officials would like to see the NAC continue to exercise some authority over such missions while they are under way. France, however, has led the European camp in insisting that once the green light is given, political control should pass to the 10-member Western European Union. "Political control cannot be divided," said one French official.

In English, French and many other languages, the distinction between "follow-up" and "surveillance" on one hand, and "supervision" or "control" on the other, is hard to define. But that is the distinction which the Nato ministers will have to make – or fudge – at today's meeting.

Germans face EU censure

When the European Union finance ministers meet in Luxembourg today, the German delegation will have reason to blush.

For the European Commission will recommend the ministers issue a ruling that Germany's deficit was "excessive" last year, at 3.5 per cent of gross domestic product.

The finding carries some irony, given the German insistence on the importance of implementing tight fiscal discipline ahead of European monetary union.

However, the real point of interest in the Commission's ruling lies not in its judgment today, but in future plans to make this sort of judgment a cornerstone of Emu.

Both the Commission and Europe's central bankers are considering proposals for more binding systems of surveillance to support a single currency and exchange rate mechanism.

If these proposals are agreed later this year, rulings like today's will be the subject of considerably more power and pain in the future.

The proposals the Commission is preparing essentially have two related aims.

One is a desire to prove to countries such as Germany that Emu will be underpinned by commitments to credible economic and fiscal policies from all its members.

At the same time, it also wants to reassure countries like France that countries outside Emu will not be able to engage in competitive devaluations.

The Commission is studying French proposals to deal with the latter problem by paying EU funds in national currencies rather than the Euro. However, these proposals are controversial in the Commission, with some officials believing they will be difficult to implement.

Instead, the Commission hopes to control the behaviour of countries through better systems of mutual surveillance and control.

A system of surveillance by Brussels has existed in the EU since January 1994.

The European Council already draws up broad policy recommendations and rules which countries have excessive deficits, following Commission recommendations – like that on Germany today.

The problem with this process at present is that it lacks teeth.

The Commission wants to make it more credible by demanding greater detail about economic policies member governments are following – possibly before they submit them to their national parliaments.

These economic policies would have to show how countries planned to create jobs. And member states would be required to take action if they failed to meet their targets – raising interest rates, for example, if inflation surged.

Commission officials admit they have little way of forcing this system on countries outside Emu, though they hope to give it more credibility by demanding that members which approve one another's policies also promise monetary support if needed.

However, for those countries inside Emu, it hopes to go even further. It wants to speed up the period for judging fiscal deficits to a few months. And it wants to create a fixed "menu" of sanctions for countries judged to have excessive deficits.

This system would still be softer than the stability pact proposed by Mr Theo Waigel, the German finance minister, which called for fiscal deficits to be normally around 1 per cent of GDP, and heavy, automatic fines if they rose above 3 per cent.

However, Mr Waigel's pact is regarded with considerable distaste by countries other than Germany.

The Commission hopes its more moderate system will find greater favour – not least because it draws on existing articles of the Maastricht treaty.

But not all observers remain as optimistic as the Commission. Some German officials are unconvinced by the scheme.

Meanwhile, the Organisation for Economic Co-operation and Development noted in a recent report that the Commission's current surveillance system "still had to prove that it is an effective basis for policy co-ordination".

But though hard negotiating remains to be done, the surveillance concept itself is likely to become more prominent in the coming months, particularly if France or Germany seem likely to miss the Maastricht deficit criterion.

For as officials are aware, one possible way to fudge any possibility that countries such as France might narrowly miss the Maastricht criterion would be to place more emphasis on stronger convergence commitments after 1999.

As one official in Brussels says: "It might be useful for several countries to shift the EMU debate away from entry requirements to commitments after entry. The idea of better surveillance could be one way of doing that."

Gillian Tett

States meet on budget cuts

Finance ministers from Germany's 16 states will meet this week to decide on budget savings of up to DM15bn ($9.8bn) to compensate for drastic shortfalls in tax revenues next year, writes *Wolfgang Münchau* in Frankfurt.

The proposed package of spending cuts, which will come in addition to cuts recently announced by the federal government, will be discussed at a meeting on Thursday. Both packages add up to one of the most ambitious savings programme ever attempted in Germany.

State governments agree on the need for substantial savings, although they are likely to disagree over some of the details. State budgets have already come under increasing strain because of higher welfare pay-outs and lower tax receipts because of the economic downturn.

Paris pressure on OECD over deficit forecast

By Stephanie Flanders and Gillian Tett

The French government has tried to quash doubts that it will qualify for a single currency by asking the Organisation for Economic Co-operation and Development to produce a more upbeat projection of public borrowing.

An internal French government memo obtained by the Financial Times shows that draft versions of the OECD's forthcoming half-yearly outlook predicted that the French government budget deficit would be 4.2 per cent of GDP in 1997 – well above Maastricht criteria, which require a deficit less than 3 per cent of GDP.

In the memo, French officials argue that a figure of 3.8 per cent would be more appropriate if the OECD made some technical changes to its forecast, and took "a more optimistic view" of government spending. They further point out that the OECD's forecast would be even lower if it took account of the government's planned spending cuts.

One senior finance ministry official said: "This is purely a technical debate. It has no other significance at all." He denied that the French had been putting pressure on the OECD, and pointed out that it was customary for governments to engage in dialogue with the OECD over its forecasts in the months prior to publication.

However, Mr Richard Smedley, a US hedge fund adviser who first obtained the memo, claims it provides further evidence of the French government's determination to persuade the markets and economic forecasters to take an optimistic view of its planned spending cuts. The OECD has now reduced its forecast for the deficit slightly, although its projections will still show that both France and Germany will miss the Maastricht deficit criterion.

A few months ago the European Commission forecast that the French deficit would be about 3.6 per cent of GDP in 1997. But in projections published last month it lowered its prediction to 3 per cent after the French government asked it to take its planned spending cuts into consideration. The OECD, by contrast, has not included spending cuts in its forecasts, since it believes that cuts should only be included if there is clear evidence they will be implemented.

The memo also shows that the OECD initially forecast that the French economy would grow at 1 per cent this year and 2.4 per cent next year. This is similar to the Commission's forecasts, but below the French government's projections, which envisage growth of 1.3 per cent in 1996.

Against this background, the OECD projected a deficit of 4.7 per cent this year and 4.2 per cent next. French officials appear to have been irritated by the OECD's assumption that the government would not succeed in its aim of balancing the social security budget, which showed a deficit of FFr70bn ($13.7bn) last year.

THE FINANCIAL TIMES
Published by The Financial Times (Europe) GmbH, Nibelungenplatz 3, 60318 Frankfurt am Main, Germany. Telephone ++49 69 156 850, Fax ++49 69 596 4481. Represented in Frankfurt by J. Walter Brand, Wilhelm J. Brüssel, Colin A. Kennard as Geschäftsführer and in London by David C.M. Bell, Chairman, and Alan C. Miller, Deputy Chairman. Shareholders of the Financial Times (Europe) GmbH are: The Financial Times (Europe) Ltd, London and F.T. (Germany Advertising) Ltd, London. Shareholder of the above mentioned two companies is: The Financial Times Limited, Number One Southwark Bridge, London SE1 9HL.
GERMANY:
Responsible for Advertising: Colin A. Kennard. Printer: Hürriyet International Verlagsgesellschaft mbH, Admiral-Rosendahl-Strasse 3a, 63263 Neu Isenburg. ISSN 0174 7363. Responsible Editor: Richard Lambert, c/o The Financial Times Limited, Number One Southwark Bridge, London SE1 9HL.
FRANCE:
Publishing Director: P. Maroviela, 42 Rue La Boétie, 75008 PARIS. Téléphone (01) 5376 8254, Fax (01) 5376 8253. Printer: S.A. Nord Eclair, 15/21 Rue de Caire, F-59100 Roubaix Cedex 1. Editor: Richard Lambert. ISSN 1148-2753. Commission Paritaire No 67808D.
SWEDEN:
Representative Publisher: Hugh Carnegy, 468 61[illegible] 18. Printer: AB Kvällstidningen Expressen, PO Box 6007, S-550 06, Jönköping.
© The Financial Times Limited 1996.
Editor: Richard Lambert, c/o The Financial Times Limited, Number One Southwark Bridge, London SE1 9HL.

EUROPEAN NEWS DIGEST

Albania boycott mars runoff poll

Albania's second round of voting went ahead yesterday in spite of a boycott of the election by most opposition parties and calls from the west for the election to be re-run.

Opposition parties, including the Socialist party, continued their hunger strike in protest at what they claimed were serious manipulations and violations accompanying the first round of voting on May 26.

The ruling Democratic party claims to have won a sweeping 67.8 per cent of the vote in the first round, but the Organisation of Security and Co-operation in Europe, which was monitoring the election, the European Union and the US have all criticised the fairness of the process and called for partial re-runs.

Yesterday's run-offs were held in constituencies where no candidate won a majority last week.

Albanian President Sali Berisha has insisted the elections were fair, with only slight irregularities, and alleged that the Socialists and other opposition parties withdrew because they were losing. The Socialists said they would not take up the five seats they won or enter the future parliament and would press on with their hunger strike until new elections were called. *Marianne Sullivan, Tirana*

Bankers warn Russia on policy

Russia can expect continued international support for the restructuring of its external debt only if it pursues "appropriate policies", western central bankers warned yesterday.

The warning came just weeks after Russia reached agreement with the Paris Club of creditor governments and the London Club of commercial bank lenders on restructuring of most of its external debt. But with the Russian presidential election looming, European bankers, especially in Germany, remain anxious about the fate of their loans to Russia.

The issue was raised yesterday with a panel of central bank governors by bankers attending the International Monetary Conference in Sydney. The annual conference brings together chairmen and chief executives from 102 of the world's leading international banks to discuss banking and economic issues in private meetings.

Mr Eddie George, governor of the Bank of England, said in a briefing after the closed-door conference session that the central bankers believed that in principle no country, even one so important as Russia, was "too big to fail".

Mr George said that prevention was clearly better than the resolution of a crisis, and welcomed efforts by the International Monetary Fund to improve its surveillance of member countries' economies and to enhance the availability to the Fund and to the financial markets of timely economic statistics. *George Graham, Sydney*

New chief for French television

Mr Xavier Gouyou-Beauchamps, a television executive with extensive experience in government and public broadcasting, was yesterday appointed head of French public television.

Mr Gouyou-Beauchamps, the general manager of public channel France 3 since 1994, takes over from Mr Jean-Pierre Elkabbach, who resigned on Friday after a furore over multi-million-dollar fees paid to star entertainers. Disclosures that France Television was spending FFr640m ($125m) this year on the stars caused an outcry in parliament and the media.

"I am convinced that public television plays a crucial role in our cultural identity and social cohesion," Mr Gouyou-Beauchamps, told reporters after his appointment by the broadcasting regulatory agency. France Television is financed almost equally by advertising and a share of the annual FFr700 licence fee that viewers pay. *Reuter, Paris*

Italy rules out tax amnesties

Mr Vincenzo Visco, Italy's newly appointed minister of finance, announced at the weekend that he would not resort to tax amnesties to boost revenues.

A mini-budget to put public sector finances back on track, after an overshoot of about L10,000bn ($6.41bn) in the first quarter, is a priority for the centre-left government headed by Mr Romano Prodi.

Mr Visco noted that the forthcoming measures would concentrate on cuts in expenditure, and he expects only a limited contribution from increased taxes for correcting the deficit. He has no plan to raise taxes on petrol or tobacco. The government's objective is to maintain fiscal pressure at current levels. In its annual report, the Bank of Italy recorded that fiscal pressure was 40.6 per cent last year, compared with 35.2 per cent in 1986. Mr Visco said that the finance ministry would soon release tax revenue figures for the first four months of the year. *David Lane, Rome*

Romanians vote in council polls

Former tennis star Ilie Nastase, a Bucharest mayoral candidate, leaving the polling booth yesterday

Romanians went to the polls yesterday in the first round of voting for mayors and local councils. The elections are the first nationwide poll for nearly four years and are an important test for the main political groups – several of whom have split or formed new alliances since 1992 – ahead of parliamentary and presidential elections due in the autumn.

Most attention has focused on Bucharest where Mr Ilie Nastase, the former tennis star, is running for the ruling leftwing Party of Social Democracy in a field of 47. Mr Nastase is expected to go through to a two-way run-off on June 16, against Mr Victor Ciorbea, the candidate of the centre-right Democratic Convention, Romania's main opposition group and the winner of the country's first post-communist local elections in early 1992. Candidates must receive an absolute majority with turnout of at least 50 per cent to win in the first round. Officials said that more than 40 per cent of eligible voters had cast their ballots three hours before polling ended. Full results are due on Thursday. *Virginia Marsh, Budapest*

Bucharest in Eurocopter deal

The Romanian state-owned aviation group, IAR, has signed an agreement with Eurocopter for co-production of 80 of the Franco-German venture's Ecureuil helicopters at a plant in Brasov, central Romania.

In the first phase of co-operation up to 2001, IAR – Intreprinderea Aeronautica Romana – will assemble 40 twin-engine helicopters from kits provided by Eurocopter, a joint venture between Aérospatiale and Daimler-Benz Aerospace.

The helicopters, which are used by hospitals and police and for other non-defence activities, are due to be sold on the domestic market. But the two aviation groups have also agreed to explore export opportunities. *Virginia Marsh*

هكذا من الأصل

Job juggling under way for Netanyahu

Julian Ozanne assesses the chances of main candidates for the top posts in the new Israeli cabinet

As Mr Benjamin Netanyahu, Israel's next prime minister, began complex coalition negotiations yesterday his biggest headache was over which cabinet job to give to Mr Ariel Sharon, the hardline former general.

The future of the 68-year-old Mr Sharon, a rightwing political heavyweight reviled in the Arab world, is an essential, and tricky, element in constructing a new government and carefully distributing senior cabinet posts, including defence, finance, housing and education.

How Mr Netanyahu carries out his task, and his choices to staff Israel's key ministries, will be the first real indicator of the policy direction of Israel on the key issues of Middle East peace, the national economy and the religious-secular status quo.

Mr Netanyahu's job is complicated by several factors.

First: many of the future ministers, like himself, have never held cabinet office and many are first-time members of parliament. Second: he overcommitted himself before the election through a series of promises which will be difficult to keep. Third: he must ensure that his few loyalists in his own Likud party receive enough portfolios to guarantee him a majority in the cabinet.



Hopeful contenders: Ariel Sharon (left), Natan Sharansky and David Levy seek senior portfolios

Finally: he faces a powerful religious-orthodox bloc, commanding 23 seats in the 120-member Knesset, which is planning a unified strategic assault on Mr Netanyahu for the most powerful jobs and the greatest allocation of resources.

Mr Netanyahu's first task is to decide how to distribute the big three posts – finance, defence and foreign affairs. Mr David Levy, 58, the foreign minister in the last Likud government of 1988-92, has been promised the deputy premiership, plus the portfolio of his choice, in exchange for withdrawing his candidacy against Mr Netanyahu and rejoining the Likud party. He is likely to ask for the foreign ministry again.

The prime minister-elect has promised the defence ministry to Mr Yitzhak Mordechai, 52, a former army general who entered politics eight months ago and came top of the list in Likud's party primaries. However, senior generals, including Gen Amnon Shahak, chief of staff, let it be known yesterday that they would resign if Mr Mordechai became defence minister.

Even so, Mr Sharon could become finance minister. He withdrew his candidacy for the premiership and was crucial in brokering an electoral pact with other rightwing parties to form a united front behind Mr Netanyahu in the general election. He came second in Likud's primaries and secured ultra-orthodox Jews' backing for Mr Netanyahu.

But a Treasury run by Mr Sharon would be problematic. He is on the extreme right of the party and is the champion of the country's need to keep hold of Arab lands and build a Greater Israel by massive new investment in Jewish settlements in the West Bank. Such a policy would not only threaten the Middle East peace process but would also kill urgent efforts to cut the budget so as to reduce inflation.

The ex-general has also never fully recovered from his role as defence minister during Israel's disastrous invasion of Lebanon in 1982. He was forced to resign in humiliation after an Israeli inquiry found him indirectly responsible for the slaughter of hundreds of Palestinian refugees, including women and children, by Christian militiamen at Beirut camps surrounded by Israeli soldiers.

Although some businessmen remember favourably Mr Sharon's stint as trade and industry minister in the 1980s, many doubt his ability to calm the fears of foreign investors and keep the economic aspects of the peace process on track.

If Mr Netanyahu were to decide to place at the finance ministry a more moderate Likud figure, such as Mr Dan Meridor, the favourite candidate of the business community, that would mean some other post for Mr Sharon.

One alternative would be to send him to the housing and construction ministry. There, however, his drive to expand Jewish settlements could have much greater effect. What's more, Mr Natan Sharansky, leader of a new immigrant party, must also be given a senior post. He has demanded the housing portfolio, and has made clear he will not settle for a lesser ministry, apart from education; but that will almost certainly be given to the National Religious party, Mr Netanyahu's main coalition partner.

Other politicians who must have senior jobs are Mr Ehud Olmert, rightwing Likud mayor of Jerusalem, and Mr Rafael Eitan, ultra-nationalist former army chief.

Conservative speaker elected by Iran *majlis*

By Robin Allen in Dubai

Iran's parliament, the *majlis*, yesterday elected the incumbent Mr Ali Akbar Nateq-Nouri, a leader of the hardline conservative group known as the Assembly of Combatant Clergy (JRM), as provisional speaker.

The vote for the speaker's job – a powerful parliamentary position – followed the two rounds of voting in the general elections in March and April, in which the JRM performed disappointingly. The group, which remains suspicious of economic, social or political change, lost the overall majority it had held in the previous, four-year parliament but can still claim the support of independent members.

Although Mr Nateq-Nouri's tenure is temporary – pending confirmation of the credentials of all the 257 MPs so far allowed to take their seats – senior diplomats in Tehran say the number of votes he received could be indicate a wind blowing in favour of the conservative hardliners.

Mr Nateq-Nouri won 132 votes against 105 for the moderates' candidate, Mr Abdullah Nouri, a former interior minister.

Analysts in Tehran say this year's speaker could also be a leading candidate for next year's presidential elections. For President Hashemi Rafsanjani, himself a former *majlis* speaker, the choice this month of a permanent speaker will also determine whether his reformist economic policies will be maintained beyond next year's presidential elections, for which, under the Islamic constitution, he is barred from being a candidate.

The vote yesterday represented a setback for the moderates, because the speaker sets the tone and direction of parliamentary debates. The final choice of speaker will be seen by analysts in Tehran as an important indicator of the success or failure of the economic reforms being urged by President Rafsanjani and by the reformist centre-right faction, the Servants of Construction, or G-6.

Following the second round of voting in the general election, winners were confirmed in only 257 out of the 270 constituencies, after the clergy-dominated Council of Guardians, which vets all parliamentary candidates, had annulled the results, without explanation, of 13 constituencies in six cities, including Isfahan, Iran's second most important city.

The annulments were all the more controversial because women candidates on the reformist ticket – which was led by President Rafsanjani's daughter, Faezeh Hashemi, who was elected in Tehran in the first round – were reckoned to have won the most votes in up to 10 of the constituencies with annulled results.

Women make up half of Iran's electorate. According to analysts, the comparative success of female candidates makes them a new force for gradual political liberalisation, away from the rigid rule of the more obscurantist clergy.

By-elections are to be held during the next few months in all of the 13 constituencies.

In the general election, the JRM retained its position as the largest single group with 96 seats, down from its 150-160 in the previous parliament.

The G-6, which won 70 seats, and can count on up to 25 leftist independents for support on some issues, was widely seen as the main winner. However, there remain 51 independent deputies whose sympathies remain to be assessed.

The G-6 and their sympathisers are urging economic and political liberalisation after 17 years of what is seen as ideologically rigid, and economically inefficient, clerical rule. They point to the continuing debasement of the Iranian currency, the riyal, which in the last two months alone has fallen on the real "black" market by more than 5 per cent, to IR4,400 to the US dollar, and point to annual inflation running at 65-100 per cent.

INTERNATIONAL PRESS REVIEW

Israel as divided in the aftermath as in its vote

ISRAEL

By Julian Ozanne

Nothing worries Israelis more than the idea that their country is being split. It is a fear which speaks directly to a subconscious created by turbulent, ancient history.

The wafer-thin electoral victory by the rightwing leader Mr Benjamin Netanyahu over the prime minister Mr Shimon Peres last week resurrected this fear, almost as much as did the assassination of prime minister Yitzhak Rabin by a right-wing Jewish extremist last November.

"Half the public in Israel is now going around with a feeling that redemption is at hand; the other half believes it is trapped in a hell on earth," said Mr Hemi Shalev, a political commentator in Friday's *Ma'ariv* daily tabloid. "One part praises its deliverance from a great nightmare, and the other is apprehensive about terrors lurking just ahead. Some rejoice, others weep. The Israeli public has never before been so divided."

"Whoever thinks that he is living this week in the same state in which he lived last week, is like the fellow in the film who gets hit over the head by a falling brick and continues walking a few more steps before fainting," said yesterday's editorial in Ma'ariv.

Some commentators blamed Mr Netanyahu's campaign of fearmongering for dividing Israel. With a cartoon (shown right) spelling out the danger, Mr Yoel Marcus, senior commentator for the liberal *Ha'aretz* daily, said the worst possible scenario was coming true – a merger of the religious bloc of parties and the rightwing extremists in Mr Netanyahu's Likud party.

Others called on the prime minister-elect for restraint to heal wounds. "[He] now has an opportunity to open a new chapter... adopting a balanced approach that will calm the many groups who are concerned about the convening of his government," Ha'aretz said yesterday.

The right-wing *Jerusalem Post* yesterday avoided the esoteric soul-searching typical of Israel's media. It proudly proclaimed Mr Netanyahu's victory "the most stunning political upset in Israel's history". Its leader-writer bashed some traditional bogeys of the right: media abroad and the US administration, which it accused of interfering in the election to back Mr Peres.

Many a soul was also searched last week about Mr Yigal Amir, the killer of Yitzhak Rabin, having been allowed to vote, within the law, and about his ballot being among the last to be counted in the cliffhanger race. Mr Amos Oz, Israel's leading left-wing author, said in the daily tabloid *Yediot Ahronot* yesterday: "One thing is sure: Rabin's murderer was the only Israeli who voted twice – once with his pistol and again at the polling station."

Benjamin Netanyahu sits in front of a poster with his main campaign slogan: "Making a safe peace." He asks Arthur Finklestein, his US media adviser: "Can I take that down already?"

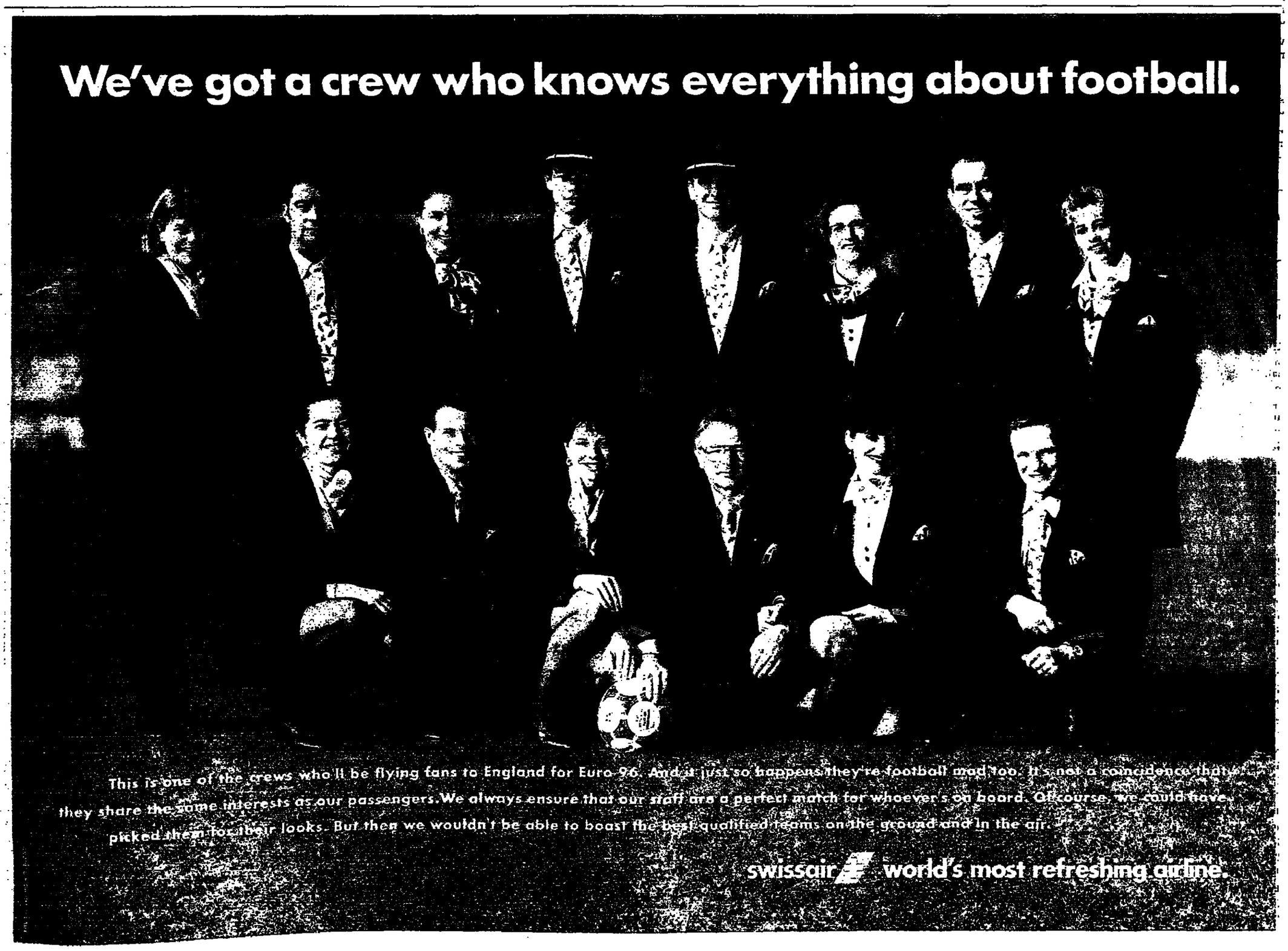

FT writers on issues facing the UN Habitat conference on urban development starting today in Istanbul

Private sector key to tackling urbanisation problems

Cities make countries rich; none of the world's high-income economy got that way by keeping the majority of people working on the land. In that sense, the fact that more than half of the global population will soon live in towns or cities is cause for celebration. Whether those cities will be worth living in, however, will depend on how they are built.

As the organisers of the United Nations Habitat conference, opening in Istanbul today, point out, developing countries are not urbanising faster than they have done in the past. Urban populations in the south grew rapidly in the 1980s, but they grew faster still during the 1950s. And few countries have matched the record set by the UK in the latter part of the 19th century, when the urban share of the population rose from 37 per cent to 60 per cent in just 30 years.

What is unique about the urbanisation of the 1980s and 1990s is the number of countries involved. It is the scale of change, rather than the pace, that leaves the UN predicting such a sharp rise in the share of world population living in urban settlements over the next few decades – from 25 per cent in 1975 to nearly 54 per cent in 2025.

Urbanisation triggers a huge need for new infrastructure and services: for housing, safe water and sewerage systems, good transport networks and, not least, effective control of pollution. More than a third of the urban population lives in substandard housing, and 40 per cent do not have access to basic water and sanitation.

According to the World Bank, the east Asian countries alone will need to invest $500bn over the next 10 years, solely in public infrastructure.

Given the constraints on public budgets, a large chunk of the funds for such projects – worldwide – will have to come from the private sector. Yet the areas with the most urgent need for private funds and ingenuity are often trickiest for governments to give up.

Many east Asian governments have promised to step up the pace of private-sector participation in urban infrastructure projects. But critics say that progress on the ground remains slow, partly because of fear of the popular reaction to private companies making money out of the demand for basic services.

Latin Americans tend to be no less concerned about putting core services such as water supply and sewerage into the hands of private profiteers. Yet the sheer weight of demand for core urban infrastructure, and shortage of public funds, mean that many governments have found themselves taking the lead in opening these sectors to private companies.

Argentina, Chile and Brazil are all now granting private concessions in areas such as water supply and road-building, with impressive results. In a matter of months the near-bankrupt city of Rio de Janeiro has put a good share of its roads and bridges into private sector hands. Its zeal to privatise many of Rio's best known landmarks has even extended to the Maracanã football stadium, which it plans to put up for private concession some time next year.

In all of these areas companies, like cities themselves, can be part of the solution, or part of the problem, depending on how governments are able to manage the urban development process overall. Several of the fastest expanding cities in east Asia have shown how striving to meet growing urban needs can deliver a virtuous circle.

Building housing, for example, means expanding business opportunities and rapid growth in local employment and average incomes, as well as an improvement in many inhabitants' quality of life. But that, in turn, attracts yet more migrants from the countryside – raising a whole new set of challenges for governments and business alike.

Some of the new public – and private – investments will be difficult to miss. If all goes according to plan, by 1998 Malaysia will have a new international airport at Sepang, south of Kuala Lumpur, equipped to serve up to 25m passengers a year and complete with "south-east Asia's largest covered car park".

In the meantime Shanghai will supposedly have acquired the world's tallest building, in the form of the $1bn, 95-storey Mori tower on the east bank of the Huangpu river.

Yet none of these headline-grabbing projects will make Asia's richest cities easier places to live and work in if governments do not get to grips with some of the more mundane side-effects of urbanisation, such as traffic congestion, pollution, and dealing with an ever higher volume of solid waste.

Optimists hope that cities such as Kuala Lumpur and Hong Kong will be able to use their new financial strength – and comparatively good record of managing urban change – to develop imaginative solutions to such worldwide problems which others may follow.

Others are less sanguine. But those two advantages alone leave both cities far better placed to deal with the challenge of urbanisation than most cities in Africa and Latin America.

Stephanie Flanders

Making a golf course from a trash mountain

WASTE

Garbage mountains in Cairo, golf courses at Chicago landfill sites, or western packaging refuse on the streets of Moscow underscore the varied challenge posed to the world's cities by rubbish.

While poorer countries are failing to collect up to as much as half, sometimes more, of the waste generated by urban dwellers, rich cities are struggling to deal with ever increasing amounts of rubbish.

Potentially, this presents opportunities worldwide for western waste companies, but in the short term, they are looking for a firmer stance on regulation from governments. This is required both to stabilise markets for recyclable commodities and help them decide whether it is worth investing in costly new waste disposal facilities.

In developing countries, for instance, a basic condition for western private investment has to be the ability of local communities to pay for services. Unless they can, Mr Alain Lambert, director-general of Sita, the waste disposal arm of French water and waste conglomerate Lyonnaise des Eaux, sees little scope for western companies to do business in many developing countries.

"There is no market for me in Cairo," he explains. "Garbage disposal is free there," he adds, referring to the fact that much of it is simply dumped into garbage mountains.

Moscow stands in a symbolic half-way house between the industrialised and developing world. Having saved all available bottles, tins and plastic containers available under communism, Muscovites have been overwhelmed, since their dash to western-style capitalism, by disposable packaging from western food imports.

But the problems are at their most pressing in developing countries, where mounds of uncollected household rubbish expose people to disease and contamination of water and food supplies.

In Jakarta, for instance, 40 per cent of solid household waste is not collected: much of it ends up in canals, rivers, and along roads, clogging drainage channels and causing extensive flooding during the rainy season. A 1991 study related respiratory diseases among children to the burning of uncollected garbage.

The World Resources 1996-97 report prepared for this week's Istanbul conference admitted that western-style privatisation of waste services could not be seen as a "panacea" for the problems of many countries.

Instead it called for a "mix of public and private services" in dealing with waste problems. It cited Seoul, Kuala Lumpur and Bangkok as cities which had successfully combined some form of public solid waste collection service while privatising some parts of the city.

However, a challenge for both developed and developing countries is providing the right economic incentives for households and businesses to reduce, recycle, or otherwise recover the rubbish generated. An important part of that process is taxing pollution and pricing natural resources to discourage waste and reflect the cost of damage to the environment from rubbish.

Poverty is a powerful incentive for informal waste pickers in developing countries to scavenge around for rubbish.

Meanwhile, at a landfill site just outside Chicago, WMX Technologies, the big US waste management group, is keen to show off not only a golf course but also an electricity plant run on methane gas generated by the site. It admits, however, that it built the plant only because of the incentive of government subsidies.

Since 1980, the generation of municipal waste per capita has increased in all the countries of the Organisation for Economic Co-operation and Development except Germany.

The Japanese are building islands of waste in Tokyo Bay to cope with more than 22,000 tonnes of garbage generated by the capital each day. These in turn are threatening both shipping and the fishing industry.

Since the European Union followed Germany's lead and introduced rules requiring all member states to recover up to 65 per cent of their packaging waste by 2000, Britain has led the way in trying to achieve the targets at the lowest possible cost.

Mr John Gummer, UK environment secretary, claimed recently that a new industry-run scheme to collect a levy from companies which either use or manufacture packaging would cost industry just £50m ($76.7m) to £150m a year. This compared with the DM4bn ($2.6bn) price tag of the German system to achieve the same sort of packaging targets.

Britain has also become the latest EU country with a landfill tax to divert waste away from landfill sites and towards more environmentally friendly forms of waste disposal.

Mr Peter Jones, business development manager at Biffa, a UK waste management company which runs a number of landfill sites, voiced the optimism of many in the business that such developments were "an opportunity".

"This will shake up our whole industry," he said. "This is because our industry is still at the level where retailing was in the 1950s: we're still at the stage of supplying biscuits in a paper bag."

Leyla Boulton

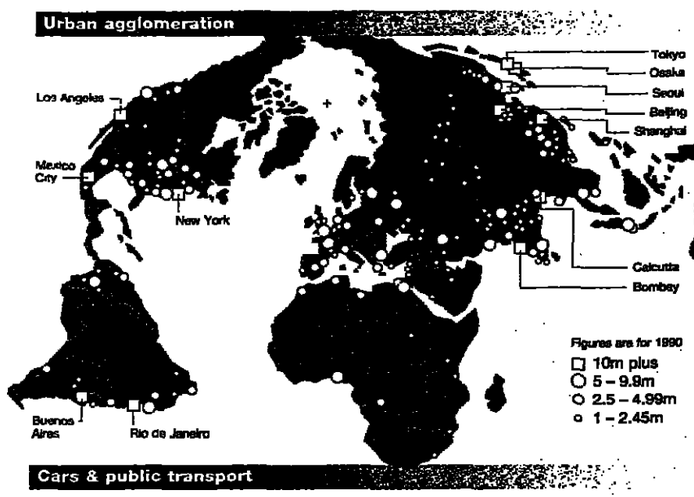

Cars & public transport

Per year 1990	Wealthy Asian cities*	European cities	US cities
Cars per 1,000 people	88	326	533
Gasoline use per person (megajoules)**	5,493	13,820	58,541
Car kms driven per person	1,067	3,485	8,715
Workers walking or cycling	25%	21%	5%
Population density per hectare	160	54	14

*Tokyo, Singapore, Hong Kong
**1,000 megajoules of energy = 29 litres gasoline



Sources: Global Report on Human Settlements, UN 1996



Source: UNEP Environmental data report, Making Cities Work (1996)

Composite and graphic: David Cass
Picture element: Sarah Errington

Nightmare of Bangkok's jams

TRAFFIC

Tic Jantacama is a typical Bangkok traffic victim.

A young mother, she leaves her house in Thailand's capital every morning at around 5am, puts her still sleeping son into the back seat of her silver Honda Civic and sets out into the hazy dawn.

By about 7.30am, her son, having breakfasted and got dressed in the car, is dropped off at a school a mere 20km away. Tic usually arrives at her antique handicrafts shop, 12km from the school, in time to open for business at 10am.

In a study to be presented at this week's UN conference on cities*, the World Bank recommends that urban centres throughout the world follow four guidelines when it comes to infrastructure development:

- Charge more realistic fees for services instead of subsidising the rich and middle-class.
- Make better use of local sources of financing, such as property taxes.
- Bring the private sector into areas where they are more efficient in managing and financing infrastructure.
- Improve the nuts and bolts of city management.

In her morning drive to work, Tic sees all four of these principles violated.

For more than two decades, a mishmash of government entities and private companies has succeeded in taking the immense business opportunities created by Bangkok's population and economic growth and turning them into a nightmare for residents – a bad dream from which transport experts say Bangkok may never recover.

Tic pays Bt30 ($1.18) to get on a toll road every morning. However, her toll goes into general government coffers and to a private concessionaire instead of paying for mass transit, or even for more roads.

What's more, the Thai government has sought to keep tolls as low as possible – to the point of taking over a privately built expressway in 1994 after a dispute over toll increases – thus providing a direct subsidy to those who own cars.

Tic's morning journey no doubt takes so long because there is no mass transit system in Bangkok.

The Thai government has been unwilling to use public funds for mass transit development, preferring to leave the task to the private sector, which has been forced to look overseas for financing.

Although a $1.7bn private-sector project is currently under construction, government refusal to guarantee the project means Bangkok will get a cheap system that brings its own safety concerns and environmental problems.

A $3.2bn project to be developed by Hong Kong's Hopewell Holdings is only 10 per cent done – more than five years after the contract was signed.

Part of the problem is that the private sector, so successful in things such as electricity generation, has not proved to be efficient at financing or managing transport projects.

"Our experience with projects in Asia has shown that... commercial risk is rarely a problem except in the transport sector," Mr William Wilson, the Hong Kong-based managing partner of Kelley Drye & Warren, a law firm dealing with project financing issues, wrote recently.

Finally, Bangkok city management is in chaos. Transport policy development and implementation is overseen by 10 agencies answering to four ministries answering to two deputy prime ministers.

*Livable Cities for the 21st Century, World Bank.

Ted Bardacke

Pollution looms as economy booms in China

POLLUTION

Mr Xie Zhenhua, director of China's National Environment Protection Agency, must have one of the less enviable jobs in the country. His task – in a country whose growth rate is averaging 9 per cent and whose population is due to reach 1.3bn by 2000 – must at times seem almost insurmountable.

Mr Xie admitted as much recently at a symposium of business leaders in Beijing. The fast economic growth, accelerated urbanisation and population increase meant that China's "environment situation" was "still very serious", Mr Xie said.

"Environment pollution, with cities at the centre, is still developing and gradually extending to the countryside; the scope of ecological destruction is expanding and intensifying; and eco-environmental problems have become major problems affecting overall social and economic development in some regions."

At least Mr Xie could not be accused of understating the problem – although mere words can hardly describe strains on China's environment brought about by its extraordinary economic transformation in the 18 years since it began opening to the outside world. That transformation has accelerated in the past five years, bringing with it additional burdens to an already overstretched environment.

China has made much of laws and regulations passed since the early 1980s.

These include four main pieces of legislation, plus 20 environmental protection regulations and more than 320 environmental standards, apart from local regulations.

But in spite of this panoply of new rules, implementation has proved difficult.

The National Environment Protection Agency and its local offshoots have met strong resistance in their efforts to enforce regulations. Courts have not been very helpful in imposing severe penalties on offenders.

In a developing country where growth has assumed overriding importance, environmental protection agencies face a more than usually difficult task. But Chinese officials insist the message is getting through and various levels of government are becoming more sensitive to the dangers involved in neglecting risks to the environment.

Criticism of China's environmental record by international agencies, including the World Bank, appears to be having some effect.

The World Bank and others involved in development assistance, including the European Commission and Japan, are allocating additional resources to helping China combat pollution.

China's thermal power stations are a culprit. China's burns 50m tonnes more of standard coal to produce the same amount of energy as a developed country would with sophisticated environmental controls. This excess coal produces 1.4m tonnes of sulphur dioxide and 15m tonnes of smoke and dust, adding significantly to atmospheric pollution in the region.

The World Bank, in a landmark report, Urban Environmental Pollution, published in 1994, warned that China needed to take drastic steps both to encourage conservation of scarce resources such as water and to hit industrial polluters with tougher penalties.

The bank identified emerging rural manufacturers, – "township and village enterprises", the fastest growing sector of the economy – as a threat to China's already overburdened environment.

It noted that in 1980, when the new environment regulatory system began to be imposed, these rural enterprises accounted for less than 10 per cent of industrial output but as much as 36.8 per cent in 1992. The study said it was especially worrying that smaller enterprises had avoided many of the restraints that applied to state-owned enterprises and the regulation problem could no longer be ignored.

The bank, in its plea for stiffer penalties to deter widespread flouting of environmental standards, said Chinese companies would have "no economic incentive to improve pollution control efficiency unless the expected cost of violation is raised through substantially higher fines and more frequent monitoring".

The study identified sewage and water treatment as a huge burden on the state, resulting in contaminated groundwater and polluted urban surface water across the country. "Nearly 40 per cent of urban China is unserved by sewers, with waste water going directly into lakes and rivers... only 4.5 per cent of municipal waste water flows receive treatment of any kind."

The study, in its conclusion, argued strongly that increasingly affluent urban consumers were "well positioned to absorb both the indirect and direct costs of an improved environment".

It went on: "While the imposition of user fees may be politically difficult, city leaders must recognise that the... current choice to rely on indirect payments leads to excess demand, on the one hand, and an inability to meet needs on the other."

Tony Walker

One in eight city-dwellers has no safe, reliable supply

WATER

For every citizen of Manila some 62 litres of water go missing every day, lost through theft or leakage from the city's dilapidated mains system.

The total wastage, equivalent to the entire consumption of 2m Britons, is not extraordinary by the standards of cities in developing country. But it is a stark reminder of how ill-equipped Manila – and the developing world in general – remains to supply its inhabitants with such a basic need.

Water is not an obvious problem, especially in tropical regions where it seems to rain all the time. But development experts believe adequate supply is one of the biggest challenges facing governments as they grapple with the consequences of rapid urbanisation and industrialisation.

The Asian Development Bank (ADB) has estimated that demand for water in Asia alone will double by the year 2025. In north China there is already acute depletion of aquifers at a time of surging demand.

Mr Michael Cohen, a senior adviser at the World Bank, says about $100bn was spent in all developing countries during the 1980s to improve water supply. Yet some 220m city dwellers – or one in eight of the urban population – still have no access to a safe and reliable water source. Only 2 per cent of waste is treated in developing country cities.

Experts say a full-scale crisis can be averted, but only if governments take a careful approach to planning, allocation and regulation. Also required is a partnership with the private sector, without which governments will be unable to afford to rehabilitate and expand supply systems.

"It is more a management problem than a crisis," says Mr Jeremy Berkoff, an ADB consultant. Water shortages need not inhibit economic growth, though in such cities as Madras, where poor management and planning have led to chronic shortages, he admits there is some evidence of this starting to happen.

The first task is to plan allocation and supply of what has become a scarce resource, says Mr Cohen. Governments must take decisions about how much water to make available for irrigation, and how much should be made over to urban residential and industrial users. Then, appropriate pricing policies are needed to reinforce these allocation decisions.

Getting the right balance requires some awkward decisions. In restricting the use of water for irrigation, countries may have to balance the need to supply cities with their desire to promote farming for reasons of food security. Or they may aggravate the trend towards migration to the cities, as has happened in Malaysia.

To encourage efficient use of water, countries have to impose pricing policies which may meet resistance from poor consumers. In Manila, consumers prefer to dig wells, which undermines the water table, or steal from the official system, rather than pay.

The most successful countries are those which have got the basic planning right. South Korea has an independent body responsible for long-term planning. As a result the country has built up a supply network with a capacity 7 per cent in excess of needs, although there are still localised shortages.

By contrast, China is only beginning to address the problem and admits it may take decades to deal with the silting up of the Yellow River. India suffers from a serious planning failure, as the problems in Madras show.

Even with good planning, the private sector must play a large role. Its ability to enhance revenues and manage supplies efficiently reduces the cost of providing water.

Without that, few governments could afford the capital outlays needed to deal with leakages that amount to as much as 30 per cent in Mexico City and 50 per cent in Manila.

Moreover, says Mr Arthur Ferry, international division finance director at the UK's United Utilities, lending banks like to see the involvement of a private sector company. "Their presence will give confidence in a return sufficient to pay off the debt, especially if their own equity is on the line."

Together, good planning at government level and contributions from the private sector may be enough to meet demand, experts believe.

They cite the case of Jordan, a naturally arid country, but still with a reasonable growth rate, to show that water shortage need not get in the way of development.

But private-sector involvement alone is not the answer. Perhaps the greatest success story is the 30-year comprehensive concession won by a consortium led by Lyonnaise des Eaux in Buenos Aires which has cut water bills, prevented shortages and diminished pollution.

Lyonnaise, together with the International Finance Corporation, the private-sector arm of the World Bank, was involved with overall planning. As a result, its operation has been more successful than a comparatively piecemeal one in Mexico, which has been hampered by lack of government finance and political arguments over billing and metering.

Private-sector companies can advise on policy, says United's Mr Ferry. "That process will produce more effective solutions at a more economic price than a lot of heavily contested competition."

Peter Montagnon

هكذا من الاصل

Oil refinery and gold mine feature in purchases

West benefits from Kazakhstan sell-off

By Sander Thoenes in Almaty, Kazakhstan

Western companies have won control of some of Kazakhstan's biggest industrial companies, collectively valued at more than $1bn, after weekend sales designed to show government commitment to "open and transparent public tenders".

The purchases include the country's main oil refinery, a sizeable oil enterprise and the fourth largest undeveloped gold mine in the world.

The government of Kazakhstan decided to sell the businesses by public tender in order to restore confidence among investors, who have been shaken by a series of scandal-ridden contracts which were awarded without tender at undisclosed sums.

"It's a key event. The government is striving for open tenders to attract a wider range of foreign investors," said Mr Nurzhan Subkhanberdin, chairman of KazKommertsBank, one of a group of consultants to the oil tenders.

"In this country, there are opponents and supporters of privatisation. A successful deal will pave the way for more tenders."

A consortium of three western gold companies – Teck, First Dynasty and Bakyrchik Gold – won exclusive rights to negotiate a contract for a majority stake in the Vasilkovskoye gold ore deposit, which has proven extractable reserves of 6.5m troy ounces.

The group will pay $35m for the purchase, and has pledged $360m in investments, and undisclosed royalties, in return for an 80 per cent stake in the mine.

But Mr Curtis Coward, adviser to the government from the US law firm McGuire, Woods, Battle & Boothe, said the government would try to negotiate a better offer for a smaller share and reserved the right to approach the other bidders if no deal had been reached by July 1.

Vitol, the Dutch oil trader, won an open tender for purchase of the Shimkent oil refinery, Kazakhstan's largest, with a cash bid of $230m and pledges of investment.

Samson, the US oil company, and Hurricane Hydrocarbons of Canada were the only bidders for Yuzhneftegaz, a Kazakh oil enterprise with proven hydrocarbon reserves of 650m barrels, but the organisers of the tender would not comment on the outcome.

In addition, Exxon and Texaco of the US are considering a bid for Aktyubinskneft, an oil production association with reserves of 1.4bn barrels. The bid deadline has been extended to August 1 to allow for "due diligence" investigations.

The Vasilkovskoye mine is the world's fourth largest undeveloped mine but many big foreign gold companies lost faith in Kazakhstan when the government cancelled an auction for the mine last year and handed it directly to Placer Dome of Canada.

In the event, Placer Dome never signed the contract. The cancellation also ruined relations with the European Bank for Reconstruction and Development, the main financier for investment projects in the region.

Gold analysts had long since predicted a victory for Bakyrchik, led by Mr Robert Friedland, a Canadian businessman who bailed out Bakyrchik earlier this year with funds from Malaysian and Indonesian investors. His group had tried to buy Vasilkovskoye outright but won the tender after joining forces with two other bidders, Teck and First Dynasty.

"We had two objectives," said Mr Coward. "One was to attract a respectable mining company. The second was to ensure that we re-established good relations with the European Bank for Reconstruction and Development and the mining sector. We feel we accomplished both objectives [in the bidding for the gold mine]."

There was only one bid for the refinery after Munayinvest, a small Kazakh investment company, teamed up with Vitol and submitted a joint bid. After government officials objected that the lack of counter bids would render the tender vulnerable to criticism, Munayinvest submitted a separate bid, $75m below Vitol's. "It was only a one-horse race anyway," a source close to the bidders said.

Major oil companies, including Canadian Occidental and Chevron, dropped out of the tender for Yuzhneftegaz, too.

Mr Sarybai Kalmurzayev, chairman of the State Property Committee, said the oil production association had limited appeal because its oil was not suitable for export; oil executives said they had too little information and were worried about the solidity of the company's licence to the Kumkol oilfield.

"My aim was to ensure transparency, to have a normal tender take place," Mr Kalmurzayev said. "The most important thing is not that we had two or three bids, but that the tender took place at all."

New Zealand 'least corrupt country'

By Peter Norman in Bonn

New Zealand is the world's least corrupt country, in the opinion of international business people, while Nigeria appears to be the most corrupt, an influential pressure group reported yesterday.

The 1996 corruption perceptions index, produced by Transparency International (TI), a multinational organisation dedicated to curb corruption in international business, included four European Union nations among its 10 least corrupt countries surveyed.

Denmark, Sweden and Finland were second, third and fourth in descending order of virtue, while the Netherlands ranked ninth out of 54 nations in the TI index.

With non-EU Norway in sixth place, Scandinavia emerged as the region with the cleanest reputation.

Switzerland was ranked eighth and Australia 10th.

Canada, in fifth place, had the best reputation among the Group of Seven leading industrialised countries. The other G7 nations were placed in the lower half of the TI top 20, except for Italy – in 34th place and so considered the most corrupt G7 and EU nation.

TI, with headquarters in Berlin, defines corruption as "the misuse of public power for private benefits".

Its index, launched last year with coverage of 41 countries, tries to assess the degree to which public officials and politicians in particular countries are involved in such practices as accepting bribes, taking illicit payments in public procurement and embezzling public funds.

The index is a "poll of polls" based on 10 international business surveys.

Mr Peter Eigen, TI chairman, stressed that it did not assess the corruption level in any given country. Also, as the index excludes more than 100 countries, TI does not claim to pinpoint the world's most corrupt nations. However, it hopes the index will stimulate governments to curb corruption and TI intends to expand its coverage.

Singapore, in seventh place, emerged with the cleanest reputation in Asia, followed by Japan in 17th place and Hong Kong in 18th.

Britain, ranked 12th, was considered the least corrupt of the larger EU members, ahead of Germany at 13th, France at 19th and Spain at 32nd. The US was ranked 15th, behind Israel, included for the first time at 14th.

Chile, in 21st position, had the healthiest reputation in South America, followed by Argentina at 35th and Bolivia at 36th.

South Africa at 23rd was deemed the least corrupt sub-Saharan country, followed by Uganda at 43rd.

Poland and the Czech Republic were the cleanest former communist countries at 24th and 25th respectively. Jordan, in 30th place, was considered the least corrupt Arab nation, ahead of Egypt at 41st.

Russia was ranked 47th in the TI table, just behind the Philippines, Indonesia and India. China, in 50th place, came behind Venezuela and Cameroon and ahead of Bangladesh, Kenya, Pakistan and Nigeria.

Mr Johann Graf Lambsdorff, head of the index research team at Germany's Göttingen university, said there could be some bias in favour of western industrial nations because many people surveyed came from such countries.

Mr Eigen acknowledged that many developing countries emerged as "highly corrupt". But he said the research offered little comfort to industrialised countries because executives from their corporations paid most of the bribes on international contracts.

International Corruption: A survey of business perceptions

Rank	Country	Score 1996 (max = 10.00)	Score 1995 (max = 10.00)
1	New Zealand	9.43	9.55
2	Denmark	9.33	9.32
3	Sweden	9.08	9.57
4	Finland	9.05	9.12
5	Canada	8.96	8.87
6	Norway	8.87	8.61
7	Singapore	8.80	8.26
8	Switzerland	8.76	8.76
9	Netherlands	8.71	8.03
10	Australia	8.60	8.80
11	Ireland	8.45	8.57
12	UK	8.44	8.57
13	Germany	8.27	8.14
14	Israel	7.71	
15	USA	7.65	7.79
16	Austria	7.59	7.13
17	Japan	7.05	6.72
18	Hong Kong	7.01	7.12
19	France	6.96	7.00
20	Belgium	6.84	6.85
21	Chile	6.80	7.94
22	Portugal	6.53	5.56
23	South Africa	5.60	5.62
24	Poland	5.57	
25	Czech Rep	5.32	
25	Malaysia	5.32	5.28
27	South Korea	5.02	4.29
28	Greece	5.01	4.04
29	Taiwan	4.98	5.08
30	Jordan	4.89	
31	Hungary	4.59	4.12
32	Spain	4.31	4.35
33	Turkey	4.25	4.10
34	Italy	3.49	2.99
35	Argentina	3.41	3.24
36	Bolivia	3.40	
37	Thailand	3.33	2.79
38	Mexico	3.30	3.18
39	Ecuador	3.19	
40	Brazil	2.96	2.70
41	Egypt	2.84	
42	Colombia	2.73	3.44
43	Uganda	2.71	
44	Philippines	2.69	2.77
45	Indonesia	2.65	1.94
46	India	2.63	2.78
47	Russia	2.58	
48	Venezuela	2.50	2.66
49	Cameroon	2.48	
50	China	2.43	2.16
51	Bangladesh	2.25	
52	Kenya	2.21	
53	Pakistan	1.00	2.25
54	Nigeria	0.69	

Source: The Transparency International Corruption Perception Index 1996

The rank relates solely to results drawn from a number of surveys and reflects only the perception of business people who participated in these surveys. A perfect 10.00 would be a totally corrupt-free country. Same methods, but fewer countries and surveys were used to arrive at 1995 score.

Johnston cautions against protectionist pressures and the growth of regional pacts

OECD chief urges free trade deadline

By Guy de Jonquières and Gillian Tett

Protectionist pressures in the west and the growth of regional trade arrangements are putting the world trade system at risk, the incoming head of the Organisation for Economic Co-operation and Development has warned.

Mr Donald Johnston, who takes over today as secretary-general of the 27-member organisation, said that governments should combat these threats by endorsing a long-term vision for the global economy and by setting a deadline for achieving free world trade.

He said that groupings such as the Asia Pacific Economic Co-operation (Apec) forum and the planned Free Trade Area of the Americas had adopted target dates for freeing intra-regional trade. However, the World Trade Organisation lacked a similar goal.

"No one has said we're going to have this agenda at this stage by a certain date. I think it would be very helpful if we started to think in terms of date objectives," he said. "We should have a vision of where we want the world to be in 2020."

Mr Johnston, who has made the promotion of free trade his top priority, said OECD members now agreed that reductions in budget deficits, privatisation and regulatory reform were essential to economic growth.

However, job losses caused by fiercer international competition were making it harder for western governments to maintain popular support for trade liberalisation.

"What you have is a debate about how you keep people satisfied that economic growth will be the product of the trade and investment agenda, that they will have their fair share of it, that they will all be winners," he said.

Mr Johnston, a former controller of Canada's national budget, said the problem had been made worse because world leaders were devoting more attention to regional trade arrangements than to the future of the multilateral trade system.

He said: "I think there is a real danger in regional thinking. I think regional blocs are a real menace.

"If the business community and the commercial world think they are going to be living permanently within, say, a North American Free Trade Agreement, they will adapt to that.

"There are a lot of companies in Europe and America that are quite happy with a market of 300m people. Many companies, the majority probably, think: 'If we have this market, we're okay, we're not going to let anyone else in'."

Mr Johnston's fears echo recent warnings sounded by Mr Renato Ruggiero, WTO director-general, that the multilateral trade system will suffer if regional groupings become too important.

Mr Johnston said he wanted the OECD to make its research capacity available to the WTO and to work closely with other international organisations, such as the World Bank and regional development banks, on ways of promoting free trade.

FT Interview: Global free-trade mission, Page 16

Prices for electricity determined for the purposes of the electricity pooling and settlement arrangements in England and Wales.
Provisional Pool Prices for Trading on 02.06.96 — Final Pool Prices for Trading on 01.06.96

1/2 hour period ending	Pool purchase price £/MWh	Pool purchase price £/MWh	Pool selling price £/MWh
0030	8.92	8.92	8.92
0100	8.83	8.91	8.91
0130	8.89	9.01	9.01
0200	8.90	13.45	15.29
0230	8.90	13.45	15.29
0300	8.89	12.24	14.07
0330	8.88	12.30	14.14
0400	8.89	7.50	9.33
0430	8.89	7.50	9.33
0500	8.87	7.50	9.33
0530	8.91	12.58	14.42
0600	8.88	8.58	10.60
0630	8.89	12.58	14.42
0700	8.89	12.58	14.42
0730	8.89	12.58	14.42
0800	8.88	13.54	15.37
0830	8.90	13.54	15.37
0900	15.75	13.54	15.37
0930	16.14	16.11	17.94
1000	16.14	16.84	18.47
1030	16.14	17.77	19.61
1100	24.91	17.77	19.61
1130	26.33	17.77	19.61
1200	31.12	17.77	19.61
1230	31.12	24.04	25.88
1300	31.12	24.04	25.88
1330	31.12	24.04	25.88
1400	24.91	17.77	19.61
1430	8.96	16.11	17.94
1500	8.95	15.91	17.75
1530	8.94	13.54	15.37
1600	8.92	12.58	14.42
1630	8.91	12.58	14.42
1700	8.93	13.54	15.37
1730	8.92	13.54	15.37
1800	8.92	13.54	15.37
1830	8.94	13.54	15.37
1900	8.94	13.54	15.37
1930	8.95	12.58	14.42
2000	8.94	12.58	14.42
2030	8.92	8.95	8.95
2100	8.96	17.69	19.53
2130	17.45	13.54	15.37
2200	24.91	17.69	19.53
2230	41.85	17.69	19.53
2300	41.85	13.54	15.37
2330	17.45	13.54	15.37
2400	15.75	8.92	8.92

Prices are determined for every half-hour in each twenty-four hour period. Prices are in pounds per megawatt-hour rounded to two decimal places. To convert pence per kilowatt-hour the decimal point should be moved one place to the left, eg £18.95/MWh becomes 1.895p/kWh. Provision for the determination of pool prices is made in the Pooling and Settlement Agreements which govern the operation of the electricity pool in England and Wales. The Pool Purchase Price is the basis of the majority of payments made to generators in respect of electricity traded through the pool. The calculation of pool prices is a highly complex process the product of which is subject to revision or correction (and sometimes major alterations) until final pool prices are determined approximately twenty four days after the day of trading. Accordingly, due to the possibility of their revision and/or correction, no reliance should be placed upon provisional pool prices for any day being the same as final pool prices for that day. Final pool prices are also capable of revision. Pool Selling Price is the price paid by purchasers of electricity under the pool trading arrangements. It is dependent upon the determination of Pool Purchase Price. Further information on pool prices is provided on behalf of the Pool by Energy Settlements and Information Services Limited. Anyone wishing to receive such information should telephone 0115 945 6789 between 8.30am and 5.15pm Monday to Friday.
©Energy Settlements and Information Services Limited

Prices for electricity determined for the purposes of the electricity pooling and settlement arrangements in England and Wales.
Provisional Pool Prices for Trading on 03.06.96 — Final Pool Prices for Trading on 02.06.96

1/2 hour period ending	Pool purchase price £/MWh	Pool purchase price £/MWh	Pool selling price £/MWh
0030	8.50	8.50	8.50
0100	8.50	8.50	8.50
0130	8.50	8.92	8.92
0200	8.50	13.54	15.47
0230	8.50	13.54	15.47
0300	8.50	13.54	15.47
0330	8.50	7.50	9.43
0400	8.50	7.50	9.43
0430	8.50	7.50	9.43
0500	8.50	7.50	9.43
0530	8.86	8.91	8.91
0600	8.89	8.91	8.91
0630	8.95	8.91	8.91
0700	16.17	8.92	8.92
0730	18.21	12.22	14.15
0800	19.69	14.00	15.94
0830	19.50	18.62	20.55
0900	24.02	14.36	16.29
0930	40.87	19.96	21.89
1000	46.86	24.33	26.26
1030	48.77	24.33	26.26
1100	52.06	24.33	26.26
1130	58.35	19.96	21.89
1200	70.66	19.96	21.89
1230	70.55	19.96	21.89
1300	64.63	19.96	21.89
1330	54.89	18.62	20.55
1400	46.04	9.02	9.02
1430	44.47	9.01	9.01
1500	43.81	8.95	8.95
1530	44.14	8.95	8.95
1600	48.72	8.95	8.95
1630	55.28	9.01	9.01
1700	67.30	18.62	20.55
1730	65.19	19.96	21.89
1800	57.56	19.96	21.89
1830	29.44	18.62	20.55
1900	19.56	14.36	16.29
1930	16.36	9.01	9.01
2000	16.01	9.00	9.00
2030	16.76	9.00	9.00
2100	16.79	9.06	9.06
2130	18.25	27.82	29.76
2200	27.97	27.82	29.76
2230	27.97	27.82	29.76
2300	27.95	27.82	29.76
2330	16.58	14.36	16.29
2400	16.17	18.62	20.55

Prices are determined for every half-hour in each twenty-four hour period. Prices are in pounds per megawatt-hour rounded to two decimal places. To convert pence per kilowatt-hour the decimal point should be moved one place to the left, eg £16.95/MWh becomes 1.695p/kWh. Provision for the determination of pool prices is made in the Pooling and Settlement Agreements which govern the operation of the electricity pool in England and Wales. The Pool Purchase Price is the basis of the majority of payments made to generators in respect of electricity traded through the pool. The calculation of pool prices is a highly complex process the product of which is subject to revision or correction (and sometimes major alterations) until final pool prices are determined approximately twenty four days after the day of trading. Accordingly, due to the possibility of their revision and/or correction, no reliance should be placed upon provisional pool prices for any day being the same as final pool prices for that day. Final pool prices are also capable of revision. Pool Selling Price is the price paid by purchasers of electricity under the pool trading arrangements. It is dependent upon the determination of Pool Purchase Price. Further information on pool prices is provided on behalf of the Pool by Energy Settlements and Information Services Limited. Anyone wishing to receive such information should telephone 0115 945 6789 between 8.30am and 5.15pm Monday to Friday.
©Energy Settlements and Information Services Limited

FUTURES & OPTIONS TRADERS — FOR AN EFFICIENT & COMPETITIVE SERVICE
BERKELEY FUTURES LIMITED
38 DOVER STREET, LONDON W1X 3RB
TEL: 0171 629 1123 FAX: 0171 495 0022

Union Bank Limited
FUTURES AND OPTIONS TRADING
Clearing and Execution Service 24 hrs
Contact: Duncan Dunn
Tel: + 44 171 329 3030
Fax: + 44 171 329 3919

Union Bank Limited
MARGINED FOREIGN EXCHANGE TRADING
Fast, Competitive Quotes 24 Hours
Contact: Martin Donovan
Tel: +44 171 815 0400 Fax: +44 171 329 3919

PHILLIP ALEXANDER SECURITIES AND FUTURES LIMITED
Vertex House, 125 Finsbury Pavement London EC2A 1PA
TEL 0171 417 9720
FAX 0171 417 9719
Futures & Options from $32 ROUND TURN

KR KNIGHT-RIDDER'S FUTURES MARKET DATAKIT FROM $570
More information: Nic Strasser Vaidi, 78 Fleet Street, London EC4Y 1HY. Tel: +44 (0) 171 842 4093

WANT TO KNOW A SECRET?
The L.D.S. Gann Seminar will show you how the markets REALLY work. The amazing trading techniques of the legendary W.D. Gann can increase your profits and contain your losses. How? That's the secret. Book your FREE place. Phone 0171 588 5858.

SPREAD BETTING ON OVER EIGHTY MARKETS
We are experts in tax-free financial and commodities spread betting.* Hours 7.30am – 9.15pm. We are able to open accounts within three days. Current prices Channel 4 Teletext Page 609. For brochure and application forms call 0171 283 3667. *Subject to tax law
CITY INDEX

FOREX — Margined FOREX Disclosed Commissions "The rate we trade is the rate you get"
PHILLIP ALEXANDER SECURITIES AND FUTURES LIMITED
Vertex House, 125 Finsbury Pavement London EC2A 1PA
TEL 0171 638 2023

OFFSHORE COMPANIES
Established in 1975 OCRA has 20 offices world wide and 750 ready-made companies available. For 100 page FREE colour brochure contact:
ISLE OF MAN: D MURPHY, CA Tel: +44 1624 [illegible] Fax: +44 1624 [illegible]
LONDON: RICHARD T COOK, BSc Tel: +44 171 [illegible] Fax: +44 171 [illegible]
HONG KONG: BART O DEKOZEN, LLM Tel: +852 [illegible] Fax: +852 [illegible]
USA: KEVIN MARECKI, Esq Tel: +1 714 [illegible] Fax: +1 714 [illegible]

Petroleum Argus Daily Oil Price Reports
"All the spot price information you require for Global Crude and Products markets" Petroleum Argus
CALL NOW for a FREE TRIAL (+44 171) 359 8732

MUIRPACE
Futures, Options & Currencies with direct access to exchange floors
Geraldine Gatto
Tel: 0171 702 1991
Fax: 0171 480 6115

Affordable real-time equities, futures, options and news
Market-Eye
FREEPHONE 0800 321 321 FAX 0171 396 1001
In association with the London Stock Exchange

FAST 64 KBIT SATELLITE TECHNOLOGY
FOR COMPLETE REAL-TIME DATA OF THE US AND EUROPEAN EXCHANGES
FOREX, FUTURES, OPTIONS, EQUITIES, NEWS
44 171-329 3377 — FRANKFURT 49 069 450071 — NEW YORK 1 212 297 6760 — ATHENS 30 01 3622976
NEW SatQuote

SHARE SENTRY
REAL TIME MOBILE FINANCIAL DATA
NATIONAL COVERAGE PAGER SERVICE
• Share Monitoring • Financial News • Indices • Custom Service • Movers
Licensed by the London STOCK EXCHANGE

The FT GUIDE TO WORLD CURRENCIES, published in Monday's newspaper and covering over 200 currencies, is now available by dialing the following number from the keypad or handset of your fax machine. 0891 437 001.
Calls are charged at 39p/min cheap rate and 49p/min at all other times. For service outside the UK please telephone +44 171 873 4378 for details on Cityline International.

If you would like to advertise, or require any further information, please contact:
Jeremy Nelson
Tel: 0171-873-3447 Fax: 0171-873-3062

Every pair is not a couple.

Therefore, if you're looking for a correspondent bank in Turkey, make sure you work with a bank that's the perfect match for you.

For example, a bank that was selected as the "Best Bank of the Year in Turkey" by Euromoney magazine...

A bank that has been awarded the ISO 9001 Quality Management System certificate...

A bank whose high regard among international financial community generated $590 million in funding facilities in 1995...

A bank that is one of the leading names in trade finance, handling 4% of Turkey's imports and 10% of the country's exports in 1995...

A bank that handled $11.4 billion in foreign currency transactions in 1995...

The only multibranch Turkish bank to be awarded a long-term "A" rating three years in a row by Capital Intelligence...

Wouldn't you like to work with a correspondent bank in Turkey like Garanti?

GARANTI BANK

For further information please contact Mr. Hüsnü Akhan, Executive Vice President.
63 Büyükdere Caddesi, Maslak 80670 İstanbul / Turkey Tel, Fax: (90-212) 285 40 40 Telex: 27635 garti-tr

هكذا من الأصل

Reforms will go on, Indian PM promises

By Shiraz Sidhva in New Delhi

Mr H.D. Deve Gowda, India's new prime minister, acted at the weekend to reassure foreign and domestic investors by pledging to continue economic reforms and naming as finance minister Mr P. Chidambaram, who as commerce minister in the defeated Congress administration was considered an architect of the country's liberalisation programme.

Mr Chidambaram resigned from that cabinet in April to protest against the Congress party's electoral alliance with the ruling party of Tamil Nadu, his home state. His departure helped bring about Congress's downfall in the April-May general elections.

In his first statement after being sworn in as prime minister, Mr Gowda stressed his government's commitment to carrying forward the process of economic liberalisation started under Mr P.V. Narasimha Rao in 1991. "I will continue to stand by Mr Rao's reforms, and will sort out any differences there may be among the parties of the coalition," he said. "I fully agree that global investment is important for India."

This followed the swearing-in on Saturday of what is India's first coalition government dominated by regional and "social justice" parties. The United Front government succeeds the Bharatiya Janata party government, which failed to secure a parliamentary confidence vote after less than two weeks in power.

The new government represents 14 socialist and leftist parties and is backed by Congress and the Communist Party of India (Marxist) from the outside. Mr Gowda had a difficult task appointing a 20-member cabinet that was acceptable to all the constituents of the coalition. The cabinet is dominated by leaders from India's lower castes and regional parties, though it members hail from only seven of India's 25 states.

The cabinet also includes Mr Inder Kumar Gujral as external affairs minister, Mr Murasoli Maran as minister for industry, Mr Devendra Yadav as commerce minister and Mr Mulayam Singh Yadav as defence minister.

In an interview last month, Mr Chidambaram, a Harvard-educated lawyer aged 51, said economic reforms would not depend on which government was in power, but on who the reformers were in it.

"Strong reformist leaders in charge of four or five key ministries – finance, commerce, industry and agriculture – could push the reforms component through more effectively in an apparently weak government than no reformers in a strong government," he said. "The Rao government was perceived to be weak between 1991 and 1993, and strong between 1993 and 1996, but the better part of reforms took place in the preceding three years."

> 'A government formed by June 1 must decide on the budget deficit by August 1'

According to Mr Chidambaram, the new government would have to tackle the issue of the budget deficit 60 days after it assumed power. "The world is willing to pause for the moment, but a government formed by June 1 will be forced to take key decisions on the budget deficit by August 1," he said.

Mr Gowda is expected to win a vote of confidence in the lower house on June 10, two days before the deadline set by the president for him to prove his majority. The prime minister retains the home and agriculture portfolios.

Row escalates with Taipei authorities over payments for work on commuter rail system

Matra Hachette offshoot may quit Taiwan

By Laura Tyson in Taipei

The transport arm of France's Matra Hachette industrial group has warned it intends to pull out of Taiwan following long-running differences with the Taipei city authorities over work on the capital's newly opened commuter rail system.

Talks over payments owed to Matra Transport broke down last week and the city government said it would foreclose on a T$500m (US$18m) performance bond pledged by Matra to guarantee completion of its work on the project. Matra called the move "groundless".

The Department of Rapid Transit Systems (Dorts), the city agency in charge of construction of the mass transit system, has "unfairly" delayed issuing final acceptance, Matra charged in large front-page advertisements in the island's two English-language newspapers. The line has continued to run but its future operations may be in jeopardy without Matra's technical assistance.

"The situation is totally contrary to international business practice (and) represents a material breach of contract that Matra Transport deplores," the statement said. Matra Transport had no choice but to cut its losses on the project and withdraw personnel from Taiwan, it said.

But the company added it was "obviously willing to find a fair and equitable solution" to the "critical" situation. Mr Chen Chao-wei, chairman of the Taipei Rapid Transit Company, which is in charge of the system's operations, said he hoped Matra would "calm down so we can resume talks". Dorts officials said the final acceptance could not be issued until unspecified repairs were made by Matra.

The Mucha line, for which Matra won the construction contract in 1988 and finally opened to the public at the end of March, is no stranger to controversy. During its construction it has been plagued by corruption scandals and several well publicised disputes between Matra and the Taipei city government.

For several months, the two sides have been negotiating over the portion of Matra's T$7.56bn contracted payment still outstanding – amounting to T$720m – and a maintenance contract for the line. But talks ended in stalemate because Matra refuses to sign a maintenance contract before it receives full payment for construction, and the Taipei city government refuses to give final payment until Matra signs a maintenance contract.

The project has been a lossmaker for Matra, which claims it should be compensated for extra costs due to construction delays amounting to T$3bn.

In October 1993 an independent arbitration panel awarded Matra 60 per cent of damages sought, but the decision was overturned by a Taiwanese court. Matra has appealed and a decision is pending.

Havelange suffers a bruising Fifa tackle

By Jimmy Burns in Zurich

Mr João Havelange was looking forward to celebrating his 80th birthday in Zurich last week with his position as president of Fifa, world football's governing body, unchallenged after 22 years at the helm.

Instead, two decisions taken by previously loyal members of his executive committee have left Mr Havelange's position badly dented, with senior officials of his own organisation questioning whether he will survive much longer in one of the key roles of global sport.

The decision by Fifa's executive committee last Friday that the 2002 World Cup be co-hosted by Japan and South Korea and that television and marketing contracts be renegotiated was the equivalent, in the slow-moving internal world of Fifa, to a palace revolution.

Mr Havelange had openly backed Japan's bid against that of South Korea, rejecting an earlier proposal for co-hosting as "against the rules". In fact, there is nothing in Fifa's statutes that says a World Cup should take place only in one country.

At the same time, he had continued to give his blessing to the secretive negotiations of TV and broadcasting rights by Mr Joseph Blatter, his general secretary, on the assumption that the 2002 World Cup would be staged in one country.

Both issues have been turned by opponents of Mr Havelange within his executive committee into key tests of the president's style and conduct. Since elected in 1974 on a promise to expand football to African and Asian countries, Mr Havelange has transformed Fifa into a global enterprise worth millions of dollars.

But his autocratic style and habit of manipulating Fifa's pyramid structure of internal committees – hand-picking members to increase his power base – have been increasingly criticised by members of the executive committee who feel they have powerful organisations behind them.

The president of the European football organising authority Uefa, Mr Lennart Johansson, who is also a vice-president of Fifa, brought the rumblings to the surface last year by calling for much greater democracy within Fifa.

Mr Johansson forged a behind-the-scenes alliance with Mr Chung Mong Joon, the South Korean who represents Asia on the executive committee and who, in a confrontation with Mr Havelange last December, claimed that TV and marketing rights were being negotiated by "too few people behind closed doors."

Mr Chung has been a leading figure behind his country's bid for the World Cup, skilfully falling behind the co-hosting option first pushed by the Europeans last month on the official grounds that the World Cup issue was threatening to refuel old antagonisms in the Asian region and when it looked as if Japan might win the venue.

Following Friday's decision, Mr Johansson is looking forward to realising his ambition of succeeding Havelange as president when the next election is due in 1998.

As for Mr Chung, he feels that his involvement in Fifa's controversial debate has enhanced his political ambitions. Already a member of parliament and the son of the founder and owner of the powerful Hyundai group, Mr Chung wants to be a future president of his country.

The question mark remains over Mr Havelange himself who, for the moment, is refusing to declare his hand. His opponents say they will not move to dethrone him prematurely as long as he embraces the new spirit of democracy.

He may be hiding his time until Fifa's congress in July – with the attendance of many still-loyal delegates – to decide whether his regime is irrevocably over.

Barricades fence in supporters listening to a speech by Ms Aung San Suu Kyi, Burma's pro-democracy leader, yesterday AP

Inkatha and ANC raise hopes for election

By Mark Ashurst in Johannesburg

Hopes of a peaceful provincial election in South Africa's volatile KwaZulu Natal have been revived by local politicians after the failure of national leaders to agree on measures to reduce violence.

Provincial MPs from the African National Congress and the rival Inkatha Freedom party have for the first time publicly acknowledged their role as "warlords" in regions where violence has been most intractable. They have also pledged to support electioneering by opponents in their own strongholds.

Mr Sifiso Nkabinde, an ANC MP in the provincial parliament, announced he would escort his Inkatha rival Mr David Ntombela, also a provincial MP, to campaign in settlements supporting the ANC in the Midlands region.

Mr Ntombela will reciprocate in areas traditionally loyal to Inkatha, as part of a joint campaign to promote political tolerance. "If anyone shoots at me than Nkabinde and I will fight back together," he told a local newspaper.

Local elections in the province have twice been postponed due to administrative difficulties and the high level of violence, but are likely to go ahead on June 26. During talks last week, at least six provincial MPs were identified as warlords.

The provincial government is controlled by Inkatha, which won 51 per cent of the vote in the April 1994 election although both parties believe the result was distorted by widespread fraud and intimidation.

The ANC, whose organisational structures in the province have weakened since 1994, and Inkatha have both launched vigorous campaigns. But hopes of a peaceful election have hitherto been stalled by the breakdown of talks between national leaders on a strategy to combat violence.

In April, President Nelson Mandela announced he would address a traditional gathering of Zulu leaders to be called by the Zulu King Goodwill Zwelithini. But a subsequent attack on the king's palace in which his second wife and a daughter were seriously injured, and the eruption of gunfire during a march through Durban city centre by Inkatha-aligned hostel dwellers last month, have scuppered the plan.

The latest initiative has emerged from talks ahead of a peace summit on June 13 organised by local church leaders. Although it has been endorsed by the national leadership of both parties, it reflects growing frustration among local politicians who believe that the provincial government has been hamstrung by disputes at national level.

Most of these, notably over Inkatha's boycott of the constitution-drafting process and the future of the government of national unity, have been overtaken by events.

The adoption of a final constitution on May 8, and the white-led National party's decision to quit the coalition government of national unity, have diminished the influence of hardline factions in Inkatha's leadership who have vigorously opposed co-operation with the ANC. The approach of the local election has also shifted Inkatha's focus back to its traditional KwaZulu Natal power base.

The new initiative will have its first test in the warlords' reaction to the assassination of Mr Mandlezizwe Mhanjwa, an ANC candidate in the Donnybrook ward, who was shot dead by three armed gunmen on Friday.

INTERNATIONAL NEWS DIGEST

Sherritt urges Cuba talks

Sherritt International, the Canadian company at the centre of a growing row over threatened US sanctions against foreign investments in Cuba, has said it is continuing operations on the island but has called for diplomatic efforts to resolve the dispute.

Mr Ian Delaney, Sherritt chairman, flew to Havana for talks with Cuban officials on Friday, a day after he received a letter from US authorities warning him that he faced possible sanctions under recent US legislation aimed at discouraging foreign capital ventures in Cuba. Toronto-based Sherritt has investments in nickel mining, oil production, tourism and agriculture on the island.

Letters were also sent by Washington to Mexico's Grupo Domos and Stet of Italy. *Pascal Fletcher, Havana*

Pakistan in $120m Mirage deal

Pakistan has bought 40 used Mirage III jet fighters from France for $120m, a Pakistani Defence Ministry official said yesterday. The official said Pakistan was expected to receive the first batch of six aircraft from Sagem, the French electronics company, in August and that the rest would arrive over the next 18 months.

Pakistan, which already uses Mirage IIIs and Mirage Vs, had bought 50 used Mirages from Australia in 1989. Islamabad is also negotiating with Dassault of France to buy an unspecified number of top-of-the-range Mirage 2000-5 jets, which it needs after the US stopped the sale of F-16 jets in 1990 over a nuclear row. *Reuter, Islamabad*

More unrest in Xinjiang

Separatist troubles are continuing in China's far-west Xinjiang region, with reports at the weekend of further killings of security personnel. The China News Service said a policeman was shot and killed on May 27 by separatists wanted in connection with attacks on officials in early May.

The latest killings follow persistent reports of clashes between security forces and separatists leading to more than a dozen deaths in Xinjiang in the past several months. China has cracked down on separatist violence in Xinjiang and in Tibet in a campaign that appears to reflect increasing concern about challenges to Beijing's authority on its remote frontiers.

Chinese officials blame a surge of separatist activity on the influence of fundamentalist Islam from neighbouring areas. Xinjiang borders three predominantly Moslem former republics of the Soviet Union. *Tony Walker, Beijing*

Indonesia threatens showdown on E Timor

By Peter Montagnon and Manuela Saragosa in Jakarta

Indonesia has warned it will eventually force a showdown with Portugal in the United Nations over the controversial question of East Timor unless there is progress in bilateral discussions on the political status of Lisbon's former colony.

The blunt statement from Mr Ali Alatas, foreign minister, at the weekend is designed to put pressure on the new Portuguese foreign minister, Mr Jaime Gama. Mr Alatas is due to meet his Portuguese counterpart for a second round of talks in Geneva later this month.

Indonesia, whose international relations have been long constricted by opposition to its claim of sovereignty over East Timor, was frustrated by the failure of negotiations with the previous Portuguese government, Mr Alatas said.

It now believes that the new socialist government is prepared to be more flexible and that Indonesia would win support in the UN for a resolution acknowledging its sovereignty over the territory, which it annexed in 1976.

"We're ready for a showdown any time," Mr Alatas said in an interview. "If it's in the General Assembly we have the numbers, and they know that. But we want a solution which is more or less durable and where no one feels a loser."

Indonesian diplomats say their case would receive support in the UN from other developing countries, notably allies in the non-aligned movement, which it chaired for three years until January, and from other members of the Association of South-East Asian Nations (Asean).

The mere fact that Indonesia feels able openly to consider such a move is an indication of the growing international political weight of the fast growing south-east Asian region. Mr Alatas said his message should not be seen as an ultimatum.

"I don't think we should give ourselves or each other a deadline," he said.

But he pointed out that Portugal had refused on two occasions – in 1967 and 1991 – to adopt a UN suggestion of an independent fact-finding mission followed by an open discussion and a vote among members.

The new Portuguese government had shown some signs of wanting to improve relations. Mr Gama had been prepared to discuss the question of indirect establishment of diplomatic relations through special interest sections in a third country.

But Indonesia felt it was now up to Portugal to make proposals of its own, Mr Alatas said.

Indonesia's President Suharto, who is reluctant to travel in the west because of concern over demonstrations about East Timor, again firmly ruled out autonomy for the territory at a meeting with Australian newspaper editors last month.

Indonesia's view that most East Timorese have long accepted Indonesian sovereignty has still not been accepted by the UN.

It is challenged not only by Portugal but also by leading human rights organisations.

GREEK PETROCHEMICALS S.A.

(UNDER LIQUIDATION)

The liquidators of the company "Greek Petrochemicals" (GPSA) which has been under liquidation by the law 2190/20 after the decision of the 20.3.1995 General Assembly of the Shareholders, having its statutory address Marousi Attiki, Kifissias Avenue 18, PO 15125, (tel: 301 6843326,8 - fax: 301 6843527)

announce

International Public Bid for the highest offer with sealed binding offers for the sale of the whole of the equipment and bulk materials, catalyst unit excluded, of a 50,000 TPA HDPE plant based on Union Carbide UNIPOL gas phase technology.

All bidders must submit binding offers in sealed envelope for the whole of above-mentioned equipment and materials. The offer is to be addressed to the notary public of Athens, Mix Fotopoulou Vassiliki, Fidiou 6 str., Athens 10678 (tel: 301 3639256) for the attention of "The Liquidators" not later than Thursday July 25, 1996, 15.00 Greek Time.

An information brochure is available which describes the Scope of Supply and contains general information and necessary technical data.

GENERAL INFORMATION

All equipment and materials offered herewith were constructed in 1983. They are new and unused. They are currently stored under the care of JOHN BROWN ENGINEERS & CONSTRUCTORS Limited, who have engineered and supplied the equipment and bulk materials of the plant.

Interested parties are encouraged to have the offered equipment and material examined to their own satisfaction before submitting the offer. The participation to the bid shall be deemed an expression of total satisfaction in respect of the object of the bid. Visiting permits to the various warehouses shall be granted by GPSA upon written request. Any and all expenses and costs (including administrative costs) relating to the said examination shall be born by the bidder.

GPSA is not legally entitled to transfer to third parties patent and know how rights in connection with the object of the bid. Bidders should therefore directly communicate with the licensor UNION CARBIDE in order to obtain the rights to construct and operate the said plant and the right to sell the final product.

Failure of bidder prior to submitting his offer to act in accordance with the aforesaid does not entitle him to withdraw or modify his offer.

SPECIAL TERMS

1. The bid shall be governed by the terms stated in the present Announcement. Submission of bids results in acceptance of all said terms.
2. Offers must quote the amount and detailed analysis of the terms of payment (in cash, on credit, number of payments, base and proposed interest rate). In case of a credit offer the bidder must submit a Performance Bank Guarantee by a reputable first class Bank operating in Greece. Any delayed offer will be unacceptable and will not be taken into consideration. All offers are deemed binding until the conclusion of the bid. Offers submitted through a person or entity acting as agent of another is valid only on condition that the name and the identity of the principal is made clear at the time of the offer and agent personally guarantees to fulfil the obligations both under the bid and the sale contract.
3. All offers must be accompanied by an Independent Bank Guarantee by a reputable first class Bank operating in Greece in the amount of one hundred million (100,000,000) drachmas and valid for a period of two months after the last date of submission. The guarantee shall be forfeited if the offer is withdrawn or modified after its submission or if the successful bidder does not sign the contract within fifteen (15) days after receipt by registered mail of GPSA's invitation.
4. The bids shall be submitted in nontransparent sealed envelope by the bidder or authorised persons.
5. The bids shall be unsealed by the notary public on Friday July 26, 1996, 10.00 Greek Time. All persons who have submitted binding bids may be present and shall be asked to sign the minutes.
6. Successful bidder will be announced whoever submitted the most attractive offer. In case the offer is on credit, its present value in drachmas will be computed on the basis of a discount rate equal to the interest rate on the 1-Year Greek State Bonds realized in the most recent relevant auction.
   The liquidators will ask the successful bidder in writing to be present personally at the place and at the time specified to sign the contract. The contract shall be drafted in strict accordance with the terms of his bid allowing for any improvements in GPSA's favour agreed upon by both parties. It is executed on GPSA's part upon signing the contract to transfer to the successful bidder title on the objects on offer.
7. GPSA has no legal obligation and undertakes no commitment with respect to the evaluation of the offers, the announcement of the successful bidder, and any decision to cancel/repeat/postpone the bidding or any other decision relating to the bid.
   Equally, GPSA does not assume any warranty, guarantee or other legal liability with respect to the engineering and the performance of the plant or equipment, the fitness-to-purpose of the materials, and eventual faults, defects or legal burdens of the property it sells. All equipment and machinery are offered on the basis of AS IS WHERE IS. They shall be delivered to the buyer within the warehouse they are stored and at their present condition and state.
8. This invitation has been published in Greek and in English translation. The Greek text prevails in case of disputes as to its interpretation.

THE LIQUIDATORS

NZ shines a torch into banks' vaults

Public disclosure is crux of a new system of supervision, writes Nikki Tait

New Zealanders doing business at Countrywide Bank now find a new leaflet in the bank's branches – a two-page document heaped with figures and ratios trying to tell them just how safe their money is.

This "disclosure statement" is the first visible product of New Zealand's innovative attempt to deregulate supervision of its banks.

Under new arrangements, the Reserve Bank of New Zealand (RBNZ), the central monetary authority, will no longer vet the country's 15 banks on the basis of information provided privately by their managements.

Instead, the banking system's health will depend on a formalised system of public disclosure. All banks must make public quarterly statements about their activities and financial position, and put summaries of these in their branches.

The RBNZ will still monitor banks, using this information and talking to management. But ultimately it will be up to depositors to ensure their money is in good hands.

Countrywide, an offshoot of Bank of Scotland, last Friday was the first bank to publish disclosure statements. Most competitors, with slightly later year-ends, are following suit this month.

The rationale for the change has aroused international interest. Several years ago, the RBNZ decided traditional arrangements had only limited effectiveness. In particular, it was worried that central bank supervision might even reduce incentives for bank directors to do their own monitoring.

It was also concerned about compliance costs in a conventional supervision system and the possible burden on taxpayers if a bank failed.

But implementing the new arrangements was not easy. While few bankers have expressed outright criticism, Reserve Bank officials concede the banks were not "hyper-enthusiastic".

Resistance stemmed partly from the administrative load. "It's rather bureaucratic," says Mr Bruce McComish, finance director of National Australia Bank, which owns Bank of New Zealand.

> Ultimately it will be up to depositors to ensure that their money has been put in good hands

Countrywide, for example, has had to print 3,500 copies of its summaries; organise back-up printing facilities; and brief all branch staff in case customers ask questions.

There is also concern that the experiment could be the thin end of a wedge. Fourteen of New Zealand's 15 banks are foreign-owned and, as quarterly reporting becomes standard for New Zealand operations, this could put pressure on overseas parents to follow suit.

"There's a danger of the New Zealand tail wagging the tiger," says one observer.

The Reserve Bank thinks the banks should not protest too much. It points out that compliance fees, previously paid to the central bank and costing the sector around NZ$1m (US$684,000) a year, have been waived. Some former prudential lending limits have also been relaxed.

But administrative problems are not the only sticking point. A more fundamental issue is whether increased public information could give competitors an advantage.

This question has surfaced, for example, in respect of market risk disclosure. "New Zealand's a village... If you're required to disclose a foreign exchange position, it doesn't take a genius to work out who you're playing footsie with," says one sceptic.

In fact, the first quarterly disclosure statements will not include detail on market risk positions, although Reserve Bank officials claim the difficulties in presenting this information have now been overcome.

A third problem has centred on how to ensure equality of information between foreign-owned banks which are locally incorporated and those – such as Westpac New Zealand – which are treated as a branch operation by their foreign parent.

Finally, there has been debate about directors, who now face potentially unlimited personal liability if creditors lose money as a result of a false or misleading statement.

But if some opposition was predictable, the more surprising aspect of this exercise is the scant attention paid by ordinary New Zealanders.

The country's banking ombudsman says the subject has hardly been mentioned in letters crossing her desk. The Consumers' Institute, the consumer lobby group, is similarly sanguine.

There are a number of explanations for this. First, in contrast to many developed countries, New Zealand has never had any form of deposit insurance (where the government guarantees the return of all or part of depositors' money).

But while a couple of New Zealand institutions have flirted with disaster in recent years, no ordinary bank depositor has lost money within living memory. In short, banking risk does not seem to be a pressing consumer concern.

Second, the country has had so much deregulation in the past decade that changes to bank supervision may look modest. Few people in Wellington are aware of the new system but few are likely to be surprised in the light of the country's pro-market philosophy.

The degree of foreign ownership of banks complicates the situation. "New Zealand has, in a sense, outsourced its regulation to other regulatory authorities," says Mr Bob Joss, the former Wells Fargo banker who now runs Sydney-based Westpac, which will become the largest bank operator in New Zealand when it completes the purchase of Trust Bank.

"It is one of the few countries in the world where all the major banking is being done by institutions that are not headquartered in New Zealand. They still have the Reserve Bank of Australia or the Bank of England to supervise the banks that are operating in New Zealand."

Like many other bankers, he claims this limits New Zealand's potential to become an international model: "It's an interesting approach... but a lot of it wouldn't be possible to copy."

But perhaps the main reason for depositors' sang froid is the lingering belief that if disaster strikes and small savers' money is at risk, the political impetus for an official rescue package would be irresistible.

"That's the swamp territory behind the system," says one banker.

"I don't think anyone believes the impact would be very different today. If there was a public outcry, there'd be too many MPs with depositors in their constituencies."

The Consumers' Institute agrees: "If a major bank was in trouble, there's a reasonable belief that the Reserve Bank would either step in, or arrange a solution."

هكذا من الأصل



Great dishes of the world

(As served 24 hours a day by Cable & Wireless)

If telecommunications are vital to today's world, one name is vital to telecommunications.

Cable & Wireless.

With businesses in over 50 countries, and our own network of high-quality cable and radio links, we're the third-largest carrier of international traffic in the world.

We're involved in mobile businesses in 30 countries; from the UK, France and Germany through to Singapore, Hong Kong and the Caribbean.

We helped launch Asia's first privately-financed communications satellite, which has a "footprint" covering almost half the world's population; we're laying fibre-optic cables linking the UK with Japan; and we're partnering VEBA of Germany to build new businesses in the EU.

If that sounds like a technical success story, it's no less a financial one.

Since Cable & Wireless was launched on the stock market in 1981, our growth in earnings per share and dividends has outstripped the UK average by over 200%*.

Above all, it's a success based on the unique Cable & Wireless mix of advanced technology and unparalleled experience of building trust, effective partnerships and long-term relationships with governments, businesses and customers alike.

And with telecommunications set to be one of the world's fastest-growing industries over the next decade, we face the future with some very appetising prospects indeed.

CABLE & WIRELESS

*Past performance cannot be relied upon as a guide to future performance.

Government to ease demand on IRA arms

By John Murray Brown in Dublin

The British and Irish governments are understood to be considering a fresh concession to Sinn Féin, the IRA's political wing, by agreeing to postpone discussion of arms decommissioning until September.

The move would give the all-party talks that start next week three months to make progress. Sir Patrick Mayhew, chief Northern Ireland minister in the British government, conceded during the weekend that the government had changed its position. He said it was not realistic to expect the IRA to hand over its arms at the start of the negotiations, which are due to open in Belfast on June 10.

Sir Patrick said all parties would have to commit themselves to the non-violent principles outlined in the report on decommissioning. The document was produced last January by an international commission led by former US senator Mr George Mitchell.

However, senior officials confirmed the two governments were considering building in a "review date" in September, when the parties would consider progress by paramilitaries towards decommissioning their arsenals.

Sir Patrick and Mr Dick Spring, deputy prime minister in the Republic of Ireland, are due to meet in London tomorrow in a further attempt to agree an agenda for the talks and a choice for the chairmanship of the negotiations. The Irish government favours Mr Mitchell for the role.

Mr Spring said he was hopeful they could "tie down" the outstanding matters "in a way that would bring all parties to the table."

Sir Patrick's comments on BBC Radio in Northern Ireland are seen in the republic as an attempt to encourage another IRA ceasefire, which both governments insist must be in place for Sinn Féin to join the other parties at the talks on Northern Ireland's future.

The move was welcomed by Mr John Hume, leader of the moderate nationalist Social Democratic and Labour party, though there was an angry reaction from the hardline anti-nationalist Democratic Unionists.

The Ulster Unionists, the region's largest pro-British party, insist that before talks get under way Sinn Féin should have to agree a timetable which would commit paramilitaries to hand over weapons by specified dates during the negotiations.

Sir Patrick's comments represent a shift from the UK government's initial demand that all arms be handed over before talks. This was later modified to a call for some arms to be decommissioned before negotiations as a gesture towards democracy.

The change comes in the wake of Sinn Féin's strong showing in last week's election to a Northern Ireland forum.

Editorial Comment, Page 17

Minister quits after reports of affair

Rod Richards reacting to the presence of press cameramen

By David Wighton at Westminster

Mr John Major's embattled government suffered another blow yesterday with the resignation of Mr Rod Richards, a Welsh office minister, following newspaper reports about an extra-marital affair.

Mr Richards, who has a wife and three children, resigned just hours after the publication of the allegations about a relationship with a 28-year-old divorcee.

The fact that Mr Richards had been leading a local campaign for a return to family values, will make the case particularly embarrassing for the government, which has been beset by allegations of sleaze and hypocrisy.

Mr Richards is the ninth member of the government to resign following allegations about their private lives since the 1992 election. The news was greeted with exasperation by Tory MPs. "We need this like a hole in the head. Just as we were getting all the sleeze behind us, here we go again," said one senior backbencher.

But MPs expressed hope that the damage would be limited by the speed with which Mr Richards resigned.

They pointed to the contrast with the cases of Mr David Mellor and Mr Tim Yeo, two former ministers who had extramarital affairs, who hung on for some days before being forced to resign.

Downing Street announced yesterday afternoon that Mr Richards had offered his resignation and it had been accepted. There was no letter of thanks for his years of service from Mr John Major, as is traditional, which was said to indicate the prime minister's anger. A former Royal Marine, government official and BBC journalist, Mr Richards, 49, was made a junior minister in 1994.

EU votes to be blocked soon in 'mad cow' battle

By Caroline Southey in Brussels

Britain's relationship with the European Union faces a series of crucial tests this week. British ministers are preparing to block several EU decisions as part of the government's policy of non co-operation, and EU farm ministers are to vote on proposals to lift the export ban on British beef by-products.

EU agriculture ministers meet today and tomorrow to consider lifting the ban on British gelatine, tallow and semen. The vote still hangs in the balance, with few signs that the seven countries which voted against the proposal nearly two weeks ago will change their positions.

One possibility is that Mr Franz Fischler, EU commissioner for agriculture, will removes semen from the list, which would prompt the Netherlands to vote for the proposal. A Dutch official said such a move could lead to Spain, Belgium and Luxembourg switching their votes, which would be enough to ensure the proposal was passed.

Separately British ministers are expected to disrupt EU business over the next three days when they block a range of decisions requiring unanimity. EU officials said member states will scrutinise Britain's policy of non co-operation for any signs that the UK government is prepared to be flexible.

British officials have already indicated that Mr Kenneth Clarke, chancellor of the exchequer, will block at least three proposals at today's meeting of economic and finance ministers, including steps against fraud which Britain has ardently supported in the past.

EU business is also likely to be held up at a meeting of social affairs ministers today. But the biggest test will be at a meeting of justice and home affairs ministers at which all decisions require unanimity. EU officials pointed out that Britain could paralyse the justice and home affairs meeting. "This will be a crucial test. If they stick to the letter of the policy they can screw up the whole meeting. But if they show signs that they can be reasonable, it would be a good sign and would help the issue over the ban," said an EU diplomat.

Details are also likely to emerge of a framework agreement on how the broader embargo against British beef could be lifted. This will be the focus of discussions between Mr Malcolm Rifkind, the British foreign secretary, and senior EU politicians, including Mr Jacques Santer, president of the EU Commission, in Brussels tomorrow.

Tory to be cleared over arms for Iran

By David Wighton at Westminster

Mr Ian Aitken, the former cabinet minister, is set to be cleared of blame in the arms-to-Iran affair in a report by a cross-party committee of the House of Commons. The trade and industry committee is expected to conclude that there is no evidence Mr Aitken knew that naval guns made by Bmarc, where he was a non-executive director, were being shipped to Iran.

The committee dismisses evidence from Mr Gerald James, the former chairman of Bmarc, that Mr Aitken was present at a meeting in November 1988 at which plans were discussed to supply guns to Iran through Singapore.

Mr Aitken insisted that Iran was not mentioned at the meeting, a claim backed up by Mr William McNaught, the company's former managing director. Mr Aitken alleged that Mr James and sections of the media had fabricated a "phoney scandal" which had damaged him politically. Mr Aitken resigned as chief secretary to the Treasury last year saying he could not carry out his responsibilities at the same time as preparing for legal actions against "adversaries in the media".

The committee's report criticises the trade department for issuing licences for the guns and recommends that responsibility for issuing licences move to the Foreign Office and defence ministry.

UK NEWS DIGEST

Mail workers vote for strike

Royal Mail is preparing an improved offer to try to prevent a national postal dispute this summer after yesterday's vote by Britain's postal workers to back industrial action against management's plans to modernise the postal services through changes in working practices. Senior management and officials from the Communication Workers Union are expected to start intensive negotiations next Monday in London with both sides hopeful that a deal can be reached that will satisfy postal workers and improve business efficiency.

In the postal ballot announced yesterday 67,311 voted in favour of their union's call for industrial action (68 per cent) and 31,528 against (32 per cent). There was a 74 per cent turnout. "This result shows our members are at the end of their tether," said Mr Alan Johnson, the union's general secretary. "They do not seek confrontation or the disruption to service it would entail." Mr Richard Dykes, Royal Mail's managing director, said last night he did not believe a strike was inevitable. "A strike would not solve anything," he said. A Royal Mail official said there had to be an end to "1970s-style demarcation lines and old-fashioned working practices".

Robert Taylor, Employment Editor

Anniversary at Heathrow

London Heathrow airport yesterday celebrated 50 years as a passenger airport with a flypast by several military and civilian aircraft including a supersonic Concorde airliner. Virtually nothing remains of the village of Heathrow on the site 30km west of London where one of the world's busiest airports is sited. Passenger services began on May 28 1946, when a British Overseas Airways Corporation (now British Airways) converted Lancaster bomber left for Sydney, Australia.

There were no terminals until 1955: before then passenger facilities were kept in tents. The world's first passenger flight by a jet aircraft was made from Heathrow in 1952, when a De Havilland Comet left for Johannesburg. The airport now handles 54m passengers a year and deals with more international passengers than any other airport.

PA News

Interest rate warning

Power struggles between the Treasury and the Bank of England are undermining interest rate policy and the Bank should be made more independent, a leading policy think-tank says today. An article published for the Institute For Public Policy Research, an influential contributor to Labour party thinking, says the monthly monetary meetings between the chancellor of the exchequer and the governor of the Bank of England are excessively confrontational.

It says this will eventually lead to erratic and unstable swings in interest rates as the two men try to score points off one another rather than setting policy according to economic conditions. Mr Eddie George, the governor, yesterday added to the interest rate debate when he said monetary policy was to be left on hold for the time being – but that he could not rule out a further cut in interest rates.

Mr George said after a conference on international monetary policy in Sydney that the increasingly positive economic outlook for the UK held some risks for inflation in the next couple of years and that the inflation objective of 2.5 per cent or less "might begin to be put at risk" in 1998.

Graham Bowley, Economics Staff

Murdoch paper cuts price

The national newspaper price war takes a new twist today with the decision by Mr Rupert Murdoch to cut the price of The Times from 30p to £0.10 (15c) in Britain on Mondays for the rest of the summer. The move has been triggered in part by static sales of about 650,000 at News International's flagship daily but may have been influenced by an aggressive subscription initiative by rival Daily Telegraph. For years the Telegraph group has been building up databases on its readers and those of other papers.

Raymond Snoddy, London

Biggest soccer event for 30 years fails to excite London

By Patrick Harverson in London

The opening game of Euro 96 may be only a week away, but there is little evidence that London is playing host to the largest sporting event to be held in the capital since the 1966 World Cup. Wembley stadium – where all six of the London games will be played – has been spruced up and Euro 96 banners hang proudly from lampposts in the local borough of Brent.

Yet central London, where many of the fans are likely to be staying and socialising, is a mostly Euro 96-free zone. Westminster council refused to allow banners to be hung from its lampposts because they carried sponsors' names. Now only the City, the financial district which is empty at nights and weekends, will sport the banners during the tournament.

The low profile London is keeping during the tournament is remarkable given the momentous nature of it. In terms of the television audience it will attract, the final stages of the European football championship ranks third behind the World Cup and the Olympics in global popularity.

But beneath the calm, there is much preparation, not least by the Metropolitan Police, for whom Euro 96 represents an unprecedented test of its ability to handle large crowds.

Mr Mike Cobb, press officer at Scotland Yard, says the force has been planning for two years. With an estimated 250,000 non-British fans expected to come through London on their way to games at Wembley and elsewhere, the Met plans to use more than 1,000 officers to keep the peace during the three-week event. The operation will cost the force about £5m ($7.8m).

Everything from helicopters, horses and police dogs to undercover detectives and "spotters" – groups of uniformed officers who follow troublemakers on match days – will be deployed to maintain order. Brent has just installed a closed circuit television system for Wembley High Road to track crowds walking to the stadium.

Leeds United soccer club is on the verge of being sold to the publicly quoted Caspian Group in a £20m ($30.4m) deal that will represent the most direct investment yet in football by City of London institutions.

Caspian, a media group owned by several large blue-chip investors – among them Schroders, Mercury Asset Management, London and Manchester, and Guardian Royal Exchange – is expected to announce this week that it is in negotiations to acquire the club as part of a strategy to build a portfolio of interests in sport.

Mr Chris Akers, the former Swiss Bank corporate financier who is chairman of Caspian, will go to Leeds today to complete the terms of a deal that will see the group pay £10m for the 65 per cent of the club owned by Mr Bill Fotherby, Leeds chairman, and Mr Leslie Silver, his predecessor. It will also take on the FA Premiership club's £10m of debts. Caspian will finance the purchase through a placing of shares with institutions.

Of London's 33 councils, Brent is most closely involved. It is spending about £176,000 – of which all but £16,000 has been raised from sponsors – on looking after visitors.

But the council has not spent any money improving the grim surroundings that scar the stadium's hinterland. Government funds for an urban regeneration project have been secured but work on improving the area will not start in time for Euro 96.

Cultural and arts events will cost £100,000, paid for with public and private funds. Contributions include £12,500 from the Department of National Heritage. As in other Euro 96 cities, organisers have complained privately about the government's refusal to provide more money.

The fact that virtually all of London's boroughs are ignoring Euro 96 highlights the problem the city has in lacking a central political authority. Mr David White, co-ordinator for the Euro 96 arts and culture programme, says: "It is the only city that has not got a central body and in bringing things together for Euro 96 that has been a downside."

Mr Tony Banks, Labour MP for an east London district, says the absence of a single authority is an "insuperable problem" and bodes ill for London's chances of ever hosting an Olympic games again. "It is a complete impediment to us getting these big sporting events," he says.

But Euro 96 is still expected to have a positive impact on the capital's economy.

The London Tourist Board expects many of the visitors coming to the UK for Euro 96 to be in London at some point. With the fans expected to spend an average of £500 each London hopes a large portion of the estimated £125m generated by Euro 96 will be spent in the capital.

Yet experience of similar international sporting events suggests that some of London's gains will be offset by losses due to tourists deciding not to visit the city because of fears of overcrowding, overpriced hotels and, possibly, violence.



You don't have to travel that far, or often, to meet every airplane in the Boeing family. They take off or touch down every two seconds at airports around the world. Their differences are easy to see. They vary by shape, size and number of engines to reach destinations both near and far. What makes them similar is a dedication to value. All are designed for quiet, efficient operation; configured so airlines can deliver the highest levels of comfort and convenience; and built to be dependable over time. Above all, they share a common heritage – a deep, enduring commitment to quality made by generations of Boeing people to generations of travellers.

BOEING

MARGINED CURRENCY DEALING

Laurion

- Flexible managed accounts
- Limited liability guaranteed
- Lowest margin deposits (2%–5%)

CALL TOLL-FREE
Austria 0660 7490 Belgium 0800 71959
Denmark 8001 0430 Finland 0800 4912901
France 0590 6446 Greece 00800 4912901
Ireland 1 800 555018 Italy 1678 70975
Norway 8001 1181 Portugal 0505 493561
Spain 900 994914 Sweden 02079 1071
Switzerland 155 3548
OR CALL DIRECT Tel: (49) 40 301 870
Fax: (49) 40 321 851

هكذا من الأصل

THIS WEEK

Rich Argentines live on a knife edge

DATELINE

Buenos Aires: celebrities in Argentina are not always all they appear to be, thanks largely to the cosmetic surgeon's scalpel, writes **David Pilling**

Argentines like to think of themselves as a cut above other Latin Americans. Indeed, many are a cut, a nip and a tuck different. Plastic surgery is endemic in Argentina, a slice of everyday life. An estimated 1m people, one in 30, have put their faith in the arts of the scalpel and the suction tube.

The list of surgery junkies is virtually a national *Who's Who*. They include past, present and possible future presidents, congressmen, actors, models, chat-show hosts, football stars and even Catholic clergymen, presumably disgruntled with the handiwork of the Master Surgeon Himself.

Argentina is a country where looks matter. The blend of mainly Italian and Spanish immigrants has created a people of striking beauty. Those who want to really dazzle, or to preserve the crispness of their salad days, often feel obliged to give nature a helpful nudge.

The best-known surgeons – who have enlarged the breasts, firmed the buttocks and removed the sagging flesh of the nation's most famous personalities – are household names. Their patients, though occasionally discreet, more often flaunt their aesthetic alterations, displaying their surgeons' achievements in the pages of glossy magazines, or on the glitzy sets of chat shows.

Humourist Sylvina Walgar, in her book *Pizza and Champagne*, a deliciously cruel account of Carlos Menem's razzamatazz presidency, writes of Argentina's obsession with surgery: "I have been operated on, therefore I am." For many, a visit to a surgeon is a status symbol, a route to fame and power and an elixir of youth rolled into one – as irresistible as cream buns.

Carlos Menem's transformation from mutton-chopped nationalist as governor of La Rioja province to suave, Italian-suited, neo-liberal as Argentina's president has been more dramatic than any silicone-based mutation. Nevertheless, Menem, no stranger to the surgeon's knife, provides one of the most celebrated stories in the annals of Argentine plastic surgery.

When the president appeared one day with his face puffed up like a soufflé, his aides hurriedly invented the story that he had been bitten by a wasp. In his recent book *The Masks of Argentina*, Luis Majul disputes the accepted version that the swelling was actually caused by a collagen injection in the presidential cheeks. Majul says the "wasp-sting" was not the result of wrinkle-removing collagen, but rather a nasty reaction to a hair transplant.

Whatever the real cause, the incident has spawned a series of jokes and provided the title for a satirical magazine, called simply *The Wasp*. It even led to the advertising slogan of a hotel in the exclusive Uruguayan resort of Punta del Este, which publicised its refurbishment by saying: "We too have been bitten by a wasp."

The mirth provided by the president's swollen cheeks was nothing compared to that derived from tales of José Luis Manzano's swollen buttocks. Manzano, former minister of the interior, was hounded in 1992 by press reports saying his derriere had been reshaped with silicone implants. That was a common treatment in Argentina until the recent case of a transvestite, injected with industrial silicone, whose bottom literally exploded.

Manzano, whose political and ethical conduct was being scrutinised by the press, reacted wildly to the buttock-padding allegations. One day, reporters swear, he thundered out of his office in the presidential palace, and lowered his trousers to disprove journalistic claims. He was sacked within a month.

For most, surgery is no cause of shame. Argentina's best-loved personality, sex symbol and chat-show hostess Susana Giménez, is stiletto-clomping proof of surgical wizardry. Bottle blonde, brash and 50, Susana gets progressively younger with each new season of her show, *Hola Susana*.

In the right light and from a distance (quite a long distance) Susana looks more like someone's daughter than their mother, but the Argentine diva is now a granny. Confronting this ghastly fact in an interview with *Gente* (*People*) magazine, Susana put a brave face on events, describing herself as a "pioneer grandmother – with plastic boobs and jeans".

Not everyone wants a more glamorous look. Julieta Ortega, the daughter of a famous politician, actually reduced the size of her breasts. Being a busty sex symbol, she said, was getting in the way of her acting career. But 90 per cent of breasts go in the other direction, with teenage girls sometimes receiving a new pair for Christmas from loving parents.

Another famed devotee of plastic possibilities is Maria Julia Alsogaray, the once-staid environment secretary. Now the proud owner of a remoulded face, she is already said to be planning her next operation, though on what she has not yet decided. Maria Julia, who was last year accused of twiddling her thumbs as fires devastated swathes of ancient Patagonian forests, won her 5 minutes of fame when she appeared, practically naked, on the cover of *Noticias* magazine. The 50-year-old environment secretary was wearing nothing but a fur coat.

PEOPLE

Ellis and Prescott to untie the giant

Unwinding complexity is the guiding strategy for Australia's multinational, writes **Nikki Tait**

"If you stand back from it all," says John Prescott, chief executive of BHP, Australia's biggest company and its one undisputed multinational, "what's modern management all about?" He barely pauses before answering. "It's about unwinding complexity."

BHP's shareholders might be surprised to hear that, for all appearances suggest that the "Big Australian" has multiplied in complexity during the past decade. Ten years ago, it had three main areas of operation – oil, steel and a narrowly focused minerals division – mainly based in Australia.

Today it is one of the world's most diverse natural resources companies, with projects ranging from Canadian diamond mining to the Liverpool Bay oil and gas operation in the Irish Sea. By mid-1995, more than one-third of its A$30bn (£15.8bn) assets lay outside Australia. Since then, for US$2.4bn, it has added on the Magma Copper business in the US.

Diversification on this scale has not always meant a smooth ride. BHP's environmental record has been under international attack, notably from Ralph Nader, the US consumer activist. And in Australia, safety standards have been in the spotlight, partly as a result of the underground explosion at the Moura coal mine in 1994, when 11 miners died, and then following several incidents at its Newcastle steelworks during the past year.

Even on the financial front, there have been bumps. Shareholders could hardly complain about long-term share price performance. During the past decade BHP has outperformed Australia's all-share index by 60 per cent, and its all-mining index by slightly more.

But BHP startled analysts recently when it reported a 30 per cent drop in third-quarter profits to A$223m, compared with market expectations of about A$300m. BHP-watchers have now abandoned hopes that the resources group will better last time's A$1.6bn profit (before abnormals) in the year to end-May 1996. Most estimates settle on A$1.4bn to A$1.5bn.

Jerry Ellis, left, and John Prescott: observers see pluses and minuses

It is not surprising, then, that management matters should rest so heavily on Prescott's mind, although when asked whether recent difficulties were indicative of growth pains, he parried the question carefully.

From an operational standpoint, Prescott acknowledges, BHP has been in consolidation mode recently: "What BHP was doing before the third-quarter result was trying to ensure that it could effectively bed down and commission . . . a whole raft of new projects that are gradually coming on stream".

If all goes to plan, those projects – big, diverse and running through to 2000 and beyond – could form the basis of the largest expansion phase in BHP's history. To a considerable extent, they represent new capacity, although there is also an element of production replacement. But gearing up for the commissioning stage has meant that costs have been lumped unevenly and this, claims Prescott, partly explains the third-quarter downturn. On top of which, he says, the Australian economy slowed, creating cost problems for the steel division.

Pressed on other management issues, such as safety standards, Prescott, 55, who joined BHP as an industrial relations trainee 37 years ago, admits there are no easy answers. But he refutes the suggestion that there is a link between the pace at which BHP is now required to run just to maintain momentum, and events like Moura.

"If you analyse those incidents, they haven't occurred in new operations. They haven't occurred in those areas where you'd think we might be stretched. They've occurred in our more established operations," he says.

Still, BHP's venture into uncharted areas in terms of project development is made no easier by the fact that it is also bedding down the Magma acquisition. The merger has made BHP the world's second largest copper producer after Chile's Codelco. Is Magma living up to expectations? Prescott says things have gone well, though "in terms of commercial results it's going to take a while".

He points out that some fairly comprehensive internal changes, announced late last year, went virtually unnoticed. In some areas, BHP actually went against modern management fashion, reintroducing a managerial layer. Partly, the idea was to reduce the reporting load on certain individuals.

"Essentially," he says, "we put in more management capacity. We also appointed new general managers in nine countries. The significance is in the detail, but we pushed a lot of authority down [the line]".

The market, though, will always focus on the people at the top and it has had plenty to chew on during the last week. Last Monday, BHP announced that it was appointing Jerry Ellis, the 57-year-old executive in charge of its minerals division, to replace Brian Loton, its non-executive chairman. Prescott, with warm board endorsement, would remain in his current position.

This appeared an unusual move, effectively propelling a more junior man into the chairman's seat. It also contrasted with events in 1991, when, rather more neatly, Prescott was appointed chief executive after working his way up through the steel and transport operations when Loton, the previous chief executive, moved up to head the board.

Analysts attribute Ellis's promotion partly to the company's age limits on senior positions – Loton is obliged to retire by May next year – and to the fact that Prescott is a bit younger than Ellis. Most observers see pluses and minuses. BHP's new chairman will have had extensive in-house experience, notably of the minerals division, which has become BHP's biggest earner. Also, Ellis's more polished style may be well suited to the chairman's role.

The minus is that the board's internal choices seem to have been rather limited: "You always want two candidates for each job," says one pundit. Still, while BHP grapples with its own management challenges, Prescott is willing to spare a thought for others similarly engaged, including Australia's new conservative federal government. He is convinced Australia's economy could grow faster. He would even aim higher than the 4 per cent growth rate suggested as an upper limit by the Reserve Bank governor.

"We all understand what the contraints are," he says. "It's the balance of payments, the budget deficit, savings, interest rates. What I've not been comfortable about – ever – is that we just accept that we can't deal with some of these issues faster.

"It simply means one has to tackle the specifics in a more focused way. And I hope that's what the government is doing. It seems to be what they're doing. It's what they said they were going to do. I hope we all benefit."

NAMES IN THE NEWS

Bronfman asks shareholders for a little more time

Edgar Bronfman Jr has asked for a little more time to prove he is taking the family business in the right direction, writes **Bernard Simon in Toronto.**

The 40-year-old heir to the Seagram drinks fortune has spent the past year putting his stamp on MCA, the Los Angeles-based film, music and theme-park conglomerate in which Seagram bought an 80 per cent stake last spring for US$5.7bn.

But Bronfman had a sober message for shareholders at last week's annual meeting. "MCA, in terms of pace of growth, will probably take another two or three years before it accelerates as much as we would like it to," he said. In turn, Seagram's beverage business has yet to feel the full benefits of a re-engineering project that has spanned everything from financial management to the optimal number of orange-juice warehouses. Seagram reported a 61 per cent drop in first-quarter income from continuing operations.

However, Bronfman is determined to confound sceptics who have questioned his ability to stay ahead of the pack.

The jury is still out on MCA, but Bronfman is given credit these days for being a capable manager and a fast learner. For instance, he has freshened MCA's austere image by installing a younger management team led by Frank Biondi, former chief executive of Viacom, the US media group, and Ron Meyer, formerly a top Hollywood agent

On the music side, MCA paid $200m earlier this year for half of Interscope Records, best known for its gangsta-rappers. Bronfman has also given the go-ahead for expansion of MCA's lucrative theme-park business, including ambitious joint ventures in Florida and Osaka, Japan.

He told Seagram's annual meeting that the best opportunities in the film business these days were outside the US – in Europe, Asia and Latin America. Critics remain concerned, however, that some of the MCA newcomers' inexperience in media and entertainment could prove costly, especially on the film and TV side.

Chrysalis chief mixes business and passion

One night last year Chris Wright, chairman of Britain's Chrysalis media group, was watching his basketball team, the Sheffield Sharks, play the London Towers at Wembley, writes **Patrick Harverson in London.**

He was standing at the back of the court chatting with a bystander, but it was the game which kept him nervously transfixed.

For the 51-year-old millionaire, owning a sports team is not an idle hobby but a passion. He wants to expand his empire by acquiring Queens Park Rangers, a London professional soccer club, and Wasps rugby union club. Although Wright's £11m plan unveiled last week to merge the two clubs and create a single publicly quoted sports company was well received at Wasps and QPR, there are obstacles. In particular, his plan for Wasps to share QPR's Loftus Road stadium – a key element in his integrated sports club strategy – may fail to win the approval of the sports authorities.

However, as founder of Chrysalis Records, one of the most famous music labels in rock, and responsible for building a multimedia empire encompassing television, radio, films and rock music, Wright's acumen should be an asset to the sporting world.

Certainly he has enough money to make his plan work: his stake in Chrysalis is worth about £64m. But while Wright is a genuine sports fan, he will not let sentimentality get in the way of making money. He said of the heretical idea that a rugby team should play at a football stadium: "It's all about bums on seats."

Stephanie Flanders · Economics Notebook

Europe's many budgetary hurdles

Investors are brave indeed to take France and Germany at their word on Emu

European financial markets have been quiet over the past few months – too quiet, one is tempted to say. With every passing week, bond investors have become more and more willing to take the German and French governments at their word regarding qualification for European monetary union. That the markets should be so happy to suspend their usual disbelief is noteworthy in itself. Whether it is warranted is another matter.

There has certainly been no general *upsurge in the markets'* faith in official promises. In the US, bond yields have lurched up with every hint of faster growth, despite the Federal Reserve's repeated promise that this will not be allowed to feed through to higher prices. Investors seem, rather, to be making an exception in the case of the French and the Germans because they judge both to have invested too much political capital in Emu to let it fail at the last hurdles, however daunting these may appear.

The same could not be said a year ago, when French long-term bonds stood roughly one-third of a percentage point above German ones. Prime Minister Alain Juppé's travails with public sector workers last autumn saw the gap widen to more than one percentage point at the end of October last year. Back then, it was difficult to believe that he would be able to deliver fast enough economic growth – and large enough cuts in public spending – to come close to meeting the Maastricht convergence criteria on budget deficits in 1997.

These days, however, investors seem to be finding it hard to believe anything else. The differential between German and French bond yields has shrunk to nought, with French long-term interest rates even occasionally dipping below their German equivalents.

This kind of market confidence usually proves to be short-lived. Take the early summer of 1993, when some even talked of the Franc replacing the D-mark as the "anchor" currency of Europe. By August, the constraints of the European exchange rate mechanism had to be drastically loosened to contain the plummeting franc, and the premium on French bonds was back with a vengeance. By any reckoning, the risk that the French and the Germans will not be able to stick to their exchange rate promises is smaller today than it was three years ago. One wonders, however, whether it is zero.

Recent columns in this space by Peter Norman have outlined the challenges the German government faces in seeking to qualify for Emu. These could yet prove a larger stumbling block to Emu than reducing the size of the French budget deficit. But the obstacles in the way of the latter are sizeable all the same.

Last month France's prime minister announced that the government was on course to achieve its 1996 budget deficit target of 4 per cent of GDP, down from roughly 5 per cent in 1995. He claimed that a freeze on nominal central government spending at this year's level of FFr1,552bn (£199.22bn) – which would imply deep cuts in some areas, given automatic rises in debt service and other costs – would be enough to reduce borrowing by a further 1 per cent of GDP next year, in time to qualify for Emu.



Alain Juppé: odds on to find a way to make Emu happen

While the markets took this in their stride, other observers may have been less impressed – not least, the officials at the OECD who a few weeks earlier had been in deep negotiations with the French over the organisation's revised medium-term economic forecasts, due to be released later this month.

An internal French finance ministry memo – obtained by Richard Medley, a prominent US hedge fund adviser, and independently authenticated by the Financial Times – shows that the OECD initially planned to revise upwards its deficit forecasts for France, to 4.7 per cent of GDP in 1996 and 4.2 per cent in 1997. These compare with its December forecast of a deficit of 3.9 per cent of GDP this year, falling to 3 per cent next year.

The memo details French finance ministry officials' attempts to persuade the OECD to be more optimistic, a common enough event in the history of OECD forecasts. But the judgments involved were scarcely routine, for the implication of the initial forecast was that, even if Juppé succeeded in holding central government spending unchanged – a big if, given the likely political opposition to the implied cuts – the deficit next year would still come in a good half-to-three-quarters of a percentage point over target.

By all accounts the French managed to persuade the OECD to tone down its "baseline" deficit forecast for 1997 somewhat. But it is worth analysing the reasons for the OECD's scepticism.

The first relates to the government's underlying revenue forecasts. As a result of last summer's tax increases, the voted budget for 1996 sees net tax revenues rising by 7.6 per cent this year. Yet slow growth has already put this estimate in doubt. Revenues during the first three months of 1996 were only 5.6 per cent higher than at the same time last year.

The government only expects revenues to grow by around 3.2 per cent next year, but meeting even this target will depend heavily on economic growth. In recent years tax revenues have persistently risen only about two-thirds as fast as nominal GDP. This means that the latter would have to grow by 4.8 per cent next year to keep revenue growth on target.

Assuming roughly 2 per cent inflation, this conforms with the government's forecast for 2.8 per cent real GDP growth in 1997, following growth of 1.3 per cent in 1996. Yet, to judge by the memo, the OECD economists did not share this optimism, forecasting only 1 per cent growth this year, followed by 2.4 per cent in 1997.

Last Friday's encouraging figures for growth in the first quarter might mean that the OECD's earlier forecasts are too downbeat. Quarterly GDP grew by 1.4 per cent in the first three months of the year, compared to a 0.4 per cent decline in the final quarter of 1995. Though much of the rise can be attributed to the one-off effects of the December strikes and the cold weather, the government's forecast is beginning to look more plausible.

However, the same cannot be said of its promise to eliminate last year's FFr60bn deficit on the state's social security funds during 1996 *and 1997. Most private economists* are predicting a deficit of at least FFr35bn-FFr40bn this year, or nearly half of a per cent of GDP. Given his other predictions, Juppé's forecast of a general budget deficit of 4 per cent of GDP in 1996 implies that the government is not expecting the social deficit to be much below FFr30bn-FFr35bn.

By contrast, the 1997 forecast implies that this shortfall will magically evaporate. But Juppé has yet to explain exactly how this will occur. Without further action on this front, the overall deficit will still be at least 3.5 per cent of GDP next year even if all the prime minister's other wishes come true.

Investors may well believe that half a percentage point of GDP is small enough to be fudged, and finance ministry officials in both Germany and France are clearly wracking their brains for ways to do precisely that. Maastricht criteria or no Maastricht criteria, the odds are still that the two governments will find a way to make Emu happen. Yet, with so many hurdles still to overcome, investors are brave indeed to consider it a sure thing.

SEARCH UNDER *duvets*

(You'll find over 600 articles)

The pros and cons of eiderdown. How togs are measured. How sales increased by over 200% in two years... For some, this is vital information. And it's all available by searching under the heading duvets on FT PROFILE.

But if you don't need information on duvets, FT PROFILE also lets you search under every heading from apple pies to zoom lenses. And offers you more full text articles than any other online service.

Imagine what you could achieve with online access to the FT, The Economist, FT Extel, FT McCarthy and full Mintel reports – plus 4,000 other impeccable business sources.

And remember, it's Europe's leading online business information service. So whatever you're searching for, FT PROFILE has got it covered.

Call for a full information pack on +44(0)171 825 7907

Please send me more information about FT PROFILE.

Name

Job title

Company

Address

Postcode

Telephone No Fax No

Type of Business

Does your company already use online services?

YES ☐ NO ☐

Please complete and post to: FT PROFILE, FT Information, Fitzroy House, 13-17 Epworth St., London EC2A 4DL
Tel +44(0)171 825 7907 Fax +44(0)171 825 7999

FT FINANCIAL TIMES *Information*

FT PROFILE - If you're online, you're in business

Wise tending in the jobs garden

Linda Bilmes and **Konrad Wetzker** look at ways that companies have tried to prevent redundancies

The issue of unemployment lies firmly at the top of Europe's political agenda. Thirty million people are jobless. Unemployment remains stubbornly high in France (12 per cent), Germany (10.3 per cent) Spain (15 per cent) and Italy (12 per cent); indeed, one in 10 Europeans is actively job-hunting.

Most disturbingly, "base" unemployment – that part of unemployment which fails to disappear with economic recovery – has quadrupled from 5m to 20m during the past two decades. Even though Britain's unemployment rate, at 7.8 per cent, is below the European average, nearly half have been out of work for more than a year. In Germany, Britain, France and across the Continent, unemployment is cited in opinion polls as voters' highest concern – with up to 55 per cent calling it the "most important issue facing them personally".

Even in the US where unemployment is below 6 per cent, voter anxiety is at its highest level since the Great Depression. Thirty per cent of Americans say they worry "a great deal" about losing their jobs – a prospect made doubly frightening in the absence of Europe's extensive social safety net. US companies have shed millions of jobs in the past decade in an effort to boost productivity and profits. While America is better than Europe at creating new jobs, only one-third of those made redundant find a new position with equal or higher pay.

National governments can no longer recreate the secure, traditional nine-to-five jobs which predominated in the post-war era. Many of the standard economic remedies – monetary and fiscal policies, trade agreements, job-creation schemes – are less effective in an era of intense global competition. The combination of information technology, deregulation, capital mobility and the growing participation of the emerging economies in world trade is producing change on the scale of the industrial revolution.

One of the most visible results is rising unemployment in the industrial countries, with an inexorable shift towards part-time and lower-paid jobs among those who lack the new skills.

"Corporate downsizing" is often blamed as one of the villains of the piece. Companies such as AT&T attract a storm of publicity when they lay off thousands of employees – almost regardless of the circumstances which led management to take those decisions. Paradoxically, it is also the private sector which creates nearly all jobs. But little attention is paid to those companies which are deliberately saving jobs or pro-actively fostering employment.

Over the past three years, the Boston Consulting Group has been studying unemployment from the perspective of business, as well as government. BCG has identified a group of successful international companies which have consciously pursued pro-employment policies, while continuing to increase shareholder value.

Two examples of companies adopting measures to boost jobs in the short-term are car companies – Volkswagen and BMW. One of the biggest employers worldwide, the car industry has made vast job cuts in the face of new technology and global competition. VW, however, has been able to improve performance while saving 30,000 jobs. And BMW chose to hire some 3,000 new employees as part of its productivity drive – rather than investing in new equipment.

The VW story is a tale of Germany as well as cars. In 1993, after four years of declining sales and mounting losses, VW proposed to cut its 108,000 workforce by 38,000. But the company's leading shareholder, the regional government of Lower Saxony, pressured VW's management to find an alternative solution.



The company's problem was how to get over the slump in demand for cars which it expected to last for two more years. It came up with a plan to pay less and employ workers for fewer, but more variable, hours – saving 30,000 of the 38,000 jobs and increasing VW's flexibility. The other 8,000 were lost gradually through attrition.

The company introduced a four-day, 28.8-hour week as its basic "working model" for the majority of employees, with overtime (if worked) paid at one-and-a-half times the base rate. This cut the average worker's pay by 10-15 per cent. Some younger workers gradually ramped up their hours and wages, while those close to retirement gradually decreased their hours. The cost of keeping the workers for two more years was cut to a level comparable with firing them. It also gave VW more flexibility.

By 1995 the market picked up, but VW's overtime bill soared. Management responded by raising the number of "standard" (non-overtime) hours per week to 38.8, including 12 Saturdays per year. This cut the cost of overtime substantially. First-quarter 1996 was the best first quarter in the company's history – and VW began hiring 1,000 new workers.

VW is a special case. As its main shareholder, Lower Saxony would have incurred more than DM450m (£196m) in unemployment costs as a result of the proposed lay-offs and would have lost a further DM1bn in tax revenues. Few shareholders have such a direct stake in maintaining jobs. Nevertheless, because it had such a strong incentive to do so, VW found a better plan – which also left the company well-positioned to cope with the current upturn in demand.

BMW has built its success in part on flexible working models for its 58,000 employees. "We use over 200 different working models for flexible working time," says Bernd Pischetsrieder, chief executive. This philosophy was put to the test in 1990 when BMW decided to seek a dramatic one-third boost in productivity at its new plant in Regensburg, Bavaria. The company faced a choice. It could introduce a second shift, which would mean increasing the workforce from 7,200 to almost 10,000 but requiring most of them to work unpopular hours.

Alternatively, the company could invest in additional equipment and hire only 1,000 extra workers working a single shift. Assuming depreciation over the standard six years, the annual cost of the two options was comparable.

BMW opted for a second shift in order to improve its production flexibility. It sugar-coated the pill by reducing individual working hours even though factory hours more than doubled, from 40 to 99 per week. Productivity jumped by almost 30 per cent. BMW subsequently introduced a similar two-shift model for its 7,000 workers in Munich, adding hundreds of new jobs.

BMW has been a pioneer in Germany, implementing a degree of labour flexibility that most companies have thus far resisted. The country has 1.2m workers who could be placed on a Regensburg-type shift system, creating more than 500,000 new jobs.

In America, this kind of solution might seem far-fetched. Nonetheless, Hewlett-Packard, America's third biggest computer company, has deliberately adopted flexible wage and working patterns over four decades in order to avoid layoffs among its 99,000 employees.

HP has a strict "no redundancies" policy. To deliver on this pledge, through the ups and downs in profitability, the firm has used all the traditional solutions, such as redeployment of personnel within the firm, hiring from within, voluntary severance, and retraining programmes.

But when necessary, HP adopts "flexible measures". In 1970, the company's US employees had every other Friday off without pay. In 1985, for three months, HP closed most US manufacturing and administrative facilities for one to two days per month, requiring 60,000 workers to take unpaid leave, and a forced pay cut of 9 per cent. Individual facilities often close for holiday periods to reduce overtime and running costs. During a recent downturn, the company encouraged employees in the US to take up to six months unpaid leave whilst retaining their benefits and job guarantee. And at its plant in Grenoble, France, HP used a similar approach to VW, asking workers to reduce hours and wages in order to save jobs.

HP believes that its pro-employee philosophy builds loyalty to the company, and makes employees willing to work harder during product launch periods.

Rank Xerox has used flexible working arrangements as a way to minimise job cuts. Since 1989 Rank Xerox has permitted flexible days and hours, a "career break" policy, extended unpaid leave for maternity, paternity and adoption, part or full-time leave for education and training and job shares. Although the company has made lay-offs, they have been a last resort.

To save costs and thereby avoid further redundancies, Rank Xerox is currently spending £6.4m to equip its salesforce with portable workstations. This will save on the one-third of personnel costs which are tied up in office space and equipment. Salespeople will have access to an Oracle database using their laptops, but they can work from home, their cars, or customer sites. The main short-term purpose of this move, according to Rank Xerox, is to save more than 600 jobs. Over the long-term, the company expects the investment to boost productivity substantially.

Of course, there are situations in which jobs simply cannot and should not be saved. But even here, companies can do a great deal to ease the transition of former employees into new jobs. One of the best known examples is Pilkington Glass. Competition, technology and productivity improvements led to massive restructurings; employment fell from 18,000 in 1970 to just 4,000 by last year. On its own initiative, Pilkington set up a trust which sponsored job creation schemes offering financing, advice and office space. It assisted in nearly 1,900 start-ups, which between them created 15,800 jobs.

In Germany, such initiative is rare – but it does exist. In 1992, when AEG-Olympia ceased production at its 2,000-person typewriter plant in Wilhelmshaven, the company paid to convert the former site into a technology park. Technology Centrum Nordwest (TCN) opened in January 1993, initially providing office space for 14 start-up companies which employed 900 former AEG workers. Those who joined the new ventures received two-thirds of their severance pay, with the remainder being invested in their business.

The TCN is now home to 31 companies which employ more than 1,500 workers in light industry and services. Holger Ansman, general manager, attributes its success to the speed and flexibility with which it can renovate office space and he expects to generate more jobs this year. "When there are 2,000 workers here then I will feel that I have done my job," he says.

Apple Computer Europe also tried to promote new jobs when it was forced to lay off staff. In 1991, Apple decided to integrate marketing and management of its European operations into its US divisions. This led Apple to halve its headcount in Europe – both at its headquarters in France and within each country organisation. Apple provided its former employees with far more options than were legally required.

In France, for example, the 300 ex-Apple workers were each offered a FFr50,000 (£6,400) tax-free grant to set up their own companies – doubled to FFr100,000 if the new company helped sell or support Apple machines. Employees could alternatively choose to receive FFr40,000 in training or outplacement services. These options were in addition to generous severance pay.

About 15 per cent of former Apple France employees chose to set up their own companies, most of which are thriving. It is estimated that the new companies now employ close to 300 people. "Apple did a good job. It was a generous plan, and it was innovative," says Zepur Blot, treasurer of the Apple Employees Council, who helped negotiate the package for the workers.

Many other companies have quietly made a substantial contribution to easing the unemployment problem. The measures described here cannot solve the structural problems which underlie Europe's job crisis. But they keep hundreds of thousands of workers off the unemployment register and help many make the transition to new jobs.

An article on companies that have created new jobs will appear next week.

The authors are managers at the Boston Consulting Group.

DEALING WITH DISABILITY

Dyslexia

Ann Rich, who had spent several years working in the lending department of a small branch of Midland Bank, found that her difficulties with spelling were highlighted when she moved to a new position.

The job involved responding to customers' letters – a task in which she struggled. "I had had an excellent secretary in my former job, who corrected my spelling mistakes, but in my new post I was in the front line and I was making errors," says Rich.

The bank's equal opportunities department suggested she undergo an assessment. It was found that she suffered from dyslexia – a disability which affects the way in which the brain processes information. As a result individuals can experience a range of difficulties, for example in reading, writing, sequencing ability and organisational skills.

Between 4 and 10 per cent of the UK population have some degree of dyslexia and around 40 per cent of these to the extent that they would benefit from some kind of assistance.

Many people with dyslexia fear discrimination should they reveal their disability to an employer – although those substantially affected by dyslexia will be now be covered by the Disability Discrimination Act which makes it unlawful for an employer to treat a person less favourably because of their disability.

Liz Brooks, director of the Dyslexia Institute, which assesses and teaches dyslexics, says many employers do not understand dyslexia and may be unsympathetic. A recent survey by the institute showed that only 20 per cent of her students had their fees paid by their employers. "Unfortunately, it's an additional cost on a business," she says.

Rich was fortunate in that her bank, through its equal opportunities programme, funded a tutor. After two years Rich's skills have improved considerably – so much so that she recently passed part of the Chartered Institute of Bankers' Banking Certificate.

Midland Bank is keen to encourage an enlightened and open approach towards disabilities such as dyslexia. Anne Watts, the bank's equal opportunities director and vice-president of the British Dyslexia Association, says: "Dyslexia is very much a hidden disability. But if employers take a positive attitude to disability generally this should encourage people to seek help and ultimately improve their work performance, which benefits the employer as well as the individual."

Dyslexia is still not widely recognised. Diane Bartlett, who coached Rich, tells of one of her clients who was written off as lazy and disorganised. He was sent for an assessment by his employer and his disability was identified. "His work situation then began to change as his problems began to be understood," says Bartlett.

She admits that a few of her clients have suffered after admitting their dyslexia to their employers. She knows one man who was demoted after the disability was diagnosed.

She advises clients to think carefully about how their employers might react to being told their employee has dyslexia. "It is important that the employer is made to understand what dyslexia is. It has nothing to do with intelligence and it can be helped."

Lisa Wood

Prime minister to do job share?

Lucy Kellaway

How many jobs can you think of that do not lend themselves to job sharing, part-time or flexible working? Every company in Britain should be anxiously asking itself this question following last week's news that publishers IPC paid £35,000 in compensation to a female employee who was refused a job share after her second baby was born. The onus will now be on the company to come up with a good reason for refusing to let any woman (unfairly, this does not seem to apply to men) work anything other than full time.

But when I asked the question to a (male) colleague he insisted that nearly all senior managerial jobs could only be performed by dedicated full-time employees. Any job that involved planning and meetings, he said, needed the continuity of a single person. In his view, part-time and flexible working was for wimps and juniors.

I told him that he was living in the dark ages, and that there was not a single job which could not be redesigned to accommodate flexible working. There was no reason why the chief executive's job at ICI should not be split in two, so long as the two incumbents got on together. Neither, I argued, was there any reason why the prime minister himself should not do a job share. The only position that did not lend itself to flexible working was that of a dictator. You can't see Saddam Hussein taking kindly to that sort of thing.

Possibly I was overstating my case. However, the main point stands that most senior management jobs could be performed by two people. Now that companies are meant to be run as teams with shared decision making, it must be possible to enlarge those teams to contain part-time workers.

It may be claimed that you cannot split a dynamic leader in two, but most companies have already been successful in spliting up the roles of chairman and chief executive, and so should be able to subdivide the jobs further still.

That at least is the theory. Yet every time I get a glimpse of real corporate life, I am reminded that the popular vision of empowerment and teams is a fiction. Like it or not, power still sits firmly at the top. The latest evidence that the autocrat is alive and well came in last week's Mori survey commissioned by the Financial Times and the Economist.

This showed that instead of spending their energies coaching and mentoring their teams, the CEOs of Europe's biggest companies spend their time fussing over the company's business travel bill, and worrying about which new telephones to buy.

If Mori had asked the same people whether their company operated as a series of empowered teams, I bet every single one of them would have said "Yes, absolutely". But why is it that teams somehow seem to peter out at the top of companies? Could it be anything to do with the fact that everyone else in the supposed team has their eyes on the top job, and is busily pursuing their own agendas? Empowering the workers is one thing; but persuading the chief executive to part with power is more difficult.

Communism is dead; everyone is a capitalist now. We all believe in the market and we all know that competition is the engine that keeps the market running.

So I'm not sure what to make of a little card sent out by CoCensys, a Californian biotechnology company, to update its mailing list. It asks you to put yourself into one of various categories which include "competitor/comrade". Comrade? Are we to assume that in California competition is becoming a dirty word; that soon businesses will start claiming sincere fellow feeling for their competitors?

I would dismiss the matter were it not for the latest management book being hyped in the US. Called Co-opetition, and written by a pair of business school professors from Harvard and Yale, the book claims to be "a revolutionary mindset that combines competition and co-operation". And what does that involve precisely, you may ask? In the yards of testimonial sent out by the publishers (Tom Peters among others praising the volume to the skies) the book is described as "holistic, relational, contextual, and nourishing with a winning outcome for those involved". I'm looking forward to reading it.

A word of advice to David Quarmby, the new head of the British Tourist Authority: please don't refer to Britain as a "product". I know it is your unhappy job to try to sell our land to coachloads of foreigners, but this ugly jargon is not going to help the cause. You are not at J. Sainsbury any more, and Britain is not a can of baked beans. Products are manufactured; moreover, they are something that we in Britain are no longer very good at making. So let's not confuse the issue: Britain is a country.

SAMSUNG, SIEMENS & FUJITSU

Share something special

THE NORTH OF ENGLAND

More than 380 international companies have chosen to invest £6billion in the North of England - these include '50 Fortune 500' companies and one of the largest concentrations of Asia - Pacific manufacturing investment in Europe.

We pride ourselves on our attention to detail and have provided a level of high quality support to hundreds of manufacturing and services investment projects that we believe is second to none.

No matter how large or small the project is, if your company is considering expanding in Europe contact us - ***our track record speaks for itself.***

NORTHERN Development Company

Tokyo Tel: 813 3450 2791 Fax: 813 3450 2793 ◆ Seoul Tel: 02 598 6071 Fax: 02 598 60773 ◆ Chicago: Tel 708 593 6020 Fax: 708 593 7127 ◆ Head Office: Newcastle upon Tyne (11 44 191) 261 0026 Fax: (11 44 191) 233 9069

هكذا من الاصل

Alumni from the London Business School class of 1979 speak to **Della Bradshaw**

Antiques and academia

London Business School (LBS)

When Wong Kan Seng arrived in London to study in September 1977, one of the first sights that greeted him was people queueing in the streets to buy bread. The bakers were about to go on strike. "It was quite a cultural shock," recalls Wong. "In Singapore in 1977 we had race riots but I thought *I'd left all that* behind. I thought, how could a country like this continue to behave in this way?"

Wong, a civil servant in Singapore with a degree in English literature, had won a government scholarship to study at the London Business School. Today he is Singapore's minister for home affairs.

Wong was one of 69 students on the LBS MSc degree, which was soon to be renamed the MBA. Only 16 were from outside the UK and only six were women.

The class which graduated in 1979, the year Margaret Thatcher was elected prime minister, were probably the last of an era, according to Janette Rutterford, now professor of financial management at the Open University Business School. A student herself on the course, she recalls her peers as an eclectic bunch, very different from the image of the MBA students of the 1980s – monetarist followers of the Thatcher creed.

David Norburn, course director at the time (now director of the management school at Imperial College London), concurs. "You didn't go to LBS at that time unless you were slightly odd – in the nicest possible way."

As the students graduated in the summer of 1979 Margaret Thatcher had already moved into Downing Street, heralding a sea-change in British political life. 1979 was also the year of the Islamic revolution in Iran and the declaration of independence by Zimbabwe. Ridley Scott's film Alien was pulling the crowds at the box office, punk rocker Sid Vicious died of a heroin overdose and Sony launched the Walkman personal stereo.

John Lambden, Janette Rutterford, Wong Kan Seng and Timothy How have followed very different paths since they studied together at the London Business School in the 1970s

Many of the students went on to take advantage of the entrepreneurial spirit created under Thatcherism. William Gordon was a mechanical engineer before joining LBS. Like many MBA students he developed an interest in consultancy during the course and today he is vice-president of Gemini Consulting.

For Gordon, money was the deciding factor. As he came to the end of his course he was offered a job in manufacturing in the UK which paid £8,000 a year or a job in consulting in the US which paid $30,000 (£20,000).

Consultancy and banking were the routes taken by Julian Day when he graduated. A former management trainee in Smiths Industries with an Oxford degree in classical Japanese literature, Day worked for McKinsey and Chase Manhattan Bank, as well as for his own consultancy, before landing his present job as chief financial officer at Safeway in San Francisco.

And Timothy How, who was involved in making fire-fighting equipment for Dunlop before he travelled south for the LBS course, also fled from manufacturing on graduation. He opted for marketing, with Polaroid and frozen food specialist Bejam, and today is managing director of Majestic Wine Warehouses, which has 58 retail warehouses in the UK.

For others it was the UK recession of the 1990s, not the boom years of the 1980s, which have left their mark. At St Ives, in Cambridgeshire, John Lambden runs his own business, Sporting Antiques. He recalls the bad times of three years ago with real horror. In the event, his experience at LBS, he says, "was the difference between survival and non-survival. I wouldn't have stood a prayer without it."

The things he learnt on the LBS course have proven as relevant in government as in commerce, Wong believes. "The course taught us to look at the total business environment of a company. That is not unlike what we do in government – we have to look at the total environment."

For Ramesh Vangal, who went to LBS as an engineering graduate from India with no work experience, the incisive lesson he took away from the course was that business is about simplicity. "It's all about making money."

Vangal has been president of PepsiCo Foods International in Singapore since 1994, with geographical responsibility for the company's business from Auckland to Cairo. The appointment follows a series of high-ranking jobs with the food company and previously with Procter & Gamble, the company with which he got his first job on leaving LBS.

Vangal decided to go to LBS rather than one of the American schools because, at that time, it was a much smaller. "And it was a terrific deal. The tuition fees were just £900," he recalls. For many of the British students, on government research council grants, times were rarely financially hard on the two-year course. "I really don't remember any great hardships," says How.

While many of the students look back at the course with affection – "It was the best thing I ever did", enthuses Gordon – some found the first few months particularly hard. Wong, for example, had to leave his wife and small children in Singapore for the first term and was particularly miserable. Lambden says he hated the first two terms. "I nearly died. The statistics were nightmarish. There were other people around who were probably struggling just as much as me, though."

David Heslop, now managing director of Mazda cars in the UK, went straight to LBS with a degree in biochemistry at the age of 22 – one of the youngest students ever to do the course. The downside for him was that he was unable to to bring any work experience to the course. As a result, when he later worked for LBS interviewing students who wanted to study for the MBA he says he was particularly tough on those who applied with no work experience.

Students recall a high level of class participation and discussions as intense. "I can remember we chewed up two lecturers," says Lambden. For most graduates the real benefits came from the interaction between students. "It was the project work we did with colleagues where I learnt the most," says How.

The social perspective of the course was very strong, says Lambden. "About half the year were regular social animals. They were not there purely to work," he recalls. "There are still 20 or 30 people I'm still delighted to meet and have a drink with."

Heslop agrees. "It's a bit like trench warfare," he says. "If you've been working together so intensely for two years you can revert back into the relationship very easily, even if you don't see each other very often."

LANGUAGE COURSES

FAST, EFFECTIVE, AFFORDABLE

Would speaking your Customer's language have made the difference ?

Did your last meeting overseas go as well as you had hoped ? No ? Why not ? Did you lose out to a competitor who did speak the language of the customer ? Don't let it happen again -

Call BERLITZ for details of 'Doing Business in' French/German/Spanish NOW on

0171 - 915 0909
0121 - 643 4334
0161 - 228 3607
0131 - 226 7198

Berlitz Helping the World Communicate.

Language Courses

appear every Monday on the Business Education Page.

To advertise call: Julia Copeland 0171 873 3580

Language Courses Abroad

Group and one to-one France, Germany, Spain, Italy, Ecuador.

Tel: 01223 264089
Fax: 01223 264188
Cambridge Advisory Service, Rectory Lane, Kingston, Cambridge CB3 7NL

AUDIO·FORUM
THE LANGUAGE SOURCE

More than 50 Languages for Today's Businessman
Easily outside business hours if you like - no obligation to stop business, let your own time at your own pace - combined audio-cassette/text -self study courses at all levels

BEGINNERS, INTERMEDIATE & ADVANCED

FRENCH	SPANISH	GERMAN
Arabic	Indonesian	Slovak (new)
Bulgarian	Italian	Swahili
Chinese	Japanese	Swedish
Czech	Latvian (new)	Tagalog
Estonian(new)	Lithuanian	Thai
Finnish	Korean	Turkish
Greek	Persian	Ukrainian (new)
Hebrew	Portuguese	Vietnamese
Hungarian	Russian	Urdu

Ann Marr Alan Ash for our FREE catalogue from: Manpower House (Dept FT), 3-6 Rathbone Mews, London, W1 2HH, Tel: 0171-255 2202, Fax: 0171 255 2314

Savoir-Faire

In 15 languages nationally. Intensive weekly 1 1 Business Language courses and long weekends. Devon. Excellent premises, caring atmosphere. Recognised Centre of Language Excellence

Can you afford to be in Europe without us?
01803 866987 Fax 862066

LEARN THE LANGUAGE ON LOCATION

in France, Germany, Italy, Portugal, Ecuador and Spain.
All ages, all year, all levels.
Call 0181 686 2363
Euro Academy (FT) 77A George Street, Croydon CRO 1LD ABTA V2626

FRENCH UNIVERSITY LANGUAGE PROGRAMMES

Sorbonne - Paris, Toulouse, Nantes, Poitiers
Academic year, Semester and Summer courses offered
-Beginners, Intermediate and Advanced Levels-
'A' Level revision programmes in Bordeaux
Summer - Half Term - Easter
Under 18's in Bergerac
Various Year round courses in Bordeaux & on the beautiful Côte D'Azur
Challenge Educational Services
101 Lorna Road, Hove, Sussex, BN3 3EL Tel: 01273 220261

EF
Learn a Language on Location!
Reims • Nice • Munich • Barcelona • Florence
Intensive, Exam Revision and Summer courses
2 weeks to 9 months
Call for your free brochure
(0171) 795 6675

BUSINESS EDUCATION

Universiteit van Amsterdam

SUMMER COURSES IN CURRENT EUROPEAN LEGAL ISSUES

The General Course (August 19 - August 30 1996)
is intended for lawyers and civil servants who are not regularly confronted with issues by the law of the European Union.
The tuition fee is NLG 3,000.

The Specialised Follow-up Courses
I EU Competition Law (August 26 - August 28, 1996)
II EU Broadcasting and Telecommunications Law (August 28 - August 30, 1996)
Both courses aim at lawyers and civil servants who wish to update their knowledge in these subjects. Particular attention will be paid to the latest case law of the Court of Justice. The tuition fee for components I or II is NLG 950. The tuition fee for attending both components is NLG 1,800.

University lecturers and leading EC experts form the teaching staff.
The language of instruction is English.

For further information:
Amsterdam School of International Relations
Tel: +31 20 525 4078
Fax: +31 20 525 4349
e-mail: asir@pscw.uva.nl

Amsterdam School International Relations

KAPLAN +GMAT =MBA

The GMAT (Graduate Management Admissions Test) is one of the most important prerequisites in gaining admission to an MBA programme. The GMAT tests your verbal, mathematical and writing skills in a variety of ways. With a higher GMAT score you have a better chance of being accepted in the MBA programme of your choice.

TARGETED TRAINING

The best test-takers know exactly what, when, and how to study. With **KAPLAN GMAT Targeted Training**, we identify the specific areas where training will help you achieve the most points on test day.

LIVE CLASSES | COMPUTER DIAGNOSTICS | HOME STUDY BOOKS | TESTING SESSIONS | SOFTWARE | STUDENT PROFILE

Kaplan is proud to announce two upcoming seminars:

Carol Giraud from INSEAD on Thursday 13th June 7-9pm

our **GMAT informational seminar** on Tuesday 18th June 7-9pm

To reserve a place at either or both events, please call on 0171 930 3130

KAPLAN
World Leader in Test Preparation
3-5 Charing Cross Road, London, WC2 0HA
Fax: 0171 930 8009

"I'm going to study in **Brussels,** *and then* **Geneva.** *Then I'll move on to* **Barcelona** *to brush up on my Spanish. And I plan to graduate in* **Paris...**"
...at which university?

There's only one:

EUROPEAN UNIVERSITY

Marketing, Finance, Information/Data Management, Public Relations, Hotel & Hospitality Management... If your goal is to acquire a truly international management degree, choose the European University. With 14 European campuses and a student body representing over 50 nationalities, the European University produces managers with a global perspective. Optimum results are ensured by individual student guidance, install groups led by tutors with academic and professional track records.

For more information please write, call, or fax:
Amerikalei, 151
B-2000 Antwerp
Belgium
Tel: +32 (3) 218 04 51
Fax: +32 (3) 218 56 68

Route de Fontanivent
Fontanivent - Montreaux
CH-1817 Switzerland
Tel: +41 (21) 964 84 64
Fax: +41 (21) 964 84 68

EUROPEAN UNIVERSITY
INTERNATIONAL BUSINESS SCHOOL

Antwerp, Brussels, The Hague, Paris, Toulouse, Barcelona, Madrid, Geneva, Montreux, Zug, Milan, Lisbon, Porto, Munich.

European University is officially affiliated with several distinguished U.S. universities.

The Trinity MBA

A one year, full time, intensive and intimate programme for managers and professionals aiming at General Management and membership of a global network of Trinity Alumini

Next Programme begins October 1996

To apply contact:
Tel: +353-1-608 1024
Fax: +353-1-6799503
e-mail: businq@tcd.ie

School of Business Studies
University of Dublin
Trinity College
Dublin 2
Ireland

CONFERENCES & EXHIBITIONS

FAIRPLACE CONFERENCES

CREDIT STANDARDS TODAY
27 June 1996, The Brewery, London EC2

One-day conference to examine:
● The Credit Cycle and variations in standards - Tom Donaldson, British Bankers Association and J.P. Morgan. ● Lessons of 1987-1991 - Peter Shields, Credit Suisse ● Loan Structure and Control - Ken McGlom, Bankers Trust ● Documentation and Covenants - Sean Boylan, BZW ● Legal Aspects - Robin Parsons, Cameron Markby Hewitt ● Sources of Credit Information - Philip Mellor, Dun and Bradstreet ● Staff Training - Chris Sadler, NatWest ● Central Bank's view - Pen Kent, Bank of England

THE SHAPE OF BANKS TO COME
Summer School 11-16 August 1996, Christ's College, Cambridge

The 5-day residential programme will be chaired by Eric Glover, Fairplace. Eminent speakers include ● Joseph De Feo, Group Director, Barclays ● Peter Hofer, Regional Head, Credit Suisse ● Zsigmond Jaras, Chief Executive, Magyar Hitel Bank, Budapest ● Jim McDermott, President, Keefe Bruyette & Woods, Chicago ● Sir Brian Pitman, Group Chief Executive Lloyds/TSB Group.

For further information contact:
Linda Maude, Fairplace, Birchin Court, 20 Birchin Lane, London EC3V 9DJ
Tel: +44 171 623 9111, Fax: +44 171 623 9112

JUNE 5-6
EIS 96
Europe's leading conference and exhibition covering the full spectrum of managerial applications and enterprise reporting technologies: EIS, OLAP, Data Warehousing, Data Access and Query Tools, and much more. An international conference programme gathers many of the world's best thinkers, practitioners and case studies. Also includes an exclusive exhibition of over 40 leading suppliers.
Contact: Business Intelligence
Tel: 0181-543 6565 Fax: 0181-544 9020
Olympia, LONDON

JUNE 6
The BPP Summer Programme
Look out for details of the BPP Summer Programme in our brochure insert in the Financial Times this Thursday 6th June. The programme covers a range of courses of across Investment Banking and Treasury, Corporate and Commercial Banking, International Trade and Accounting, Business and Finance and is aimed at both our UK and international clientele.
For further information and a full course brochure upon request, contact:
BPP Training and Consultancy - Hilary Jackson, Tel: 0171 628 8444 Fax: 0171 628 7818.
CENTRAL LONDON

JUNE 6
China and Hong Kong - Mission Accomplished
The Rt Hon Michael Heseltine will share his experiences of his visit with 250 businessmen to China and Hong Kong in May this year. Keynote address by HE Jiang Enzhu, the Chinese Ambassador.
Contact: Mark Thornton, CBI Conferences
Tel: 0171 379 7400 Fax: 0171 497 3646
LONDON

JUNE 7
Introduction to Exotic Options
This course is designed for staff moving into Trading or into Derivatives Trading. Graduates, Middle Office and Trade Support staff, Treasury Dealers moving in to Derivatives. It includes: * A Layman's Guide to Exotic Options * Options Types: How they work and why they are used * Asian * Barrier Options * Look-backs * Practical Issues * Accounting Issues.
£325 + VAT 1 day. Contact TFL/Nicola Blackman Tel: 0171-606-0084/600-2123 Fax: 0171-600-3751
LONDON

JUNE 10-14
FIA/FOA International Derivatives Week Annual Derivatives Conference and Exhibition
Futures and options industry participants exchange views on the latest international business, regulation and compliance, technology and clearing/settlement issues. The exhibition will showcase emerging markets.
Contact: Futures Industry Association
Tel: 001 202 466 5460
Futures and Options Association
Tel: 44 0171 265 2154/2137
LONDON

JUNE 11
Business Opportunities in Spain
A practical seminar for opportunity seeking Hispanophiles. Leading business people will provide invaluable experience. Sponsored by HISPANIA '96, the Anglo-Spanish Business & Arts Fair which will take place in London later in the year supported by the DTI, the London Tourist Board & Convention Bureau and the Spanish Commercial Office.
Contact: Spanish Chamber of Commerce, 5 Cavendish Square, telephone 0171 637 9061, Fax 0171 436 7188
LONDON, W1

JUNE 13
European Regulation: Does IT Blunt UK Industry's Competitive Edge?
Half day forum in Westminster organised by Networking for Industry/ Parliamentary Manufacturing Industry Group. SPEAKERS: David White, Regulatory Policy (EC), Steve O'Leary, Single Market Section (DTI), Bruce Ballentine and experts from LSE, British Gas and Clifford Chance. DELEGATES will be Parliamentarians, Industrialists and Academics.
Contact: Tel: (0171) 611 1265, Fax: 611 2344
LONDON

JUNE 13
Fabian Business Seminar Labour & the Lottery
Speakers: Rt Hon Dr Jack Cunningham MP, Dr Lewis Moonie MP, George Howarth MP, Sir David Putnam, David Rigg, Diana Kahn, Dame Coyle, Dr Sue Fisher, George Wilson CBE.
For details call Sarah Atkin at Neil Stewart Associates on 0171-222 1280 / fax 1278
LONDON

JUNE 17 - 20
Corporate Credit Analysis
This course is for Lending Officers, Credit Analysts, Risk Managers, Bank Inspectors, Internal Auditors & Credit Managers Covering:
* Environmental Analysis * Industry Stability & Competitive Position * Management Assessment * Financial Analysis * Cash Flow Analysis * Facility Structure * Risk Rating Systems * How to Present Credits * Problem Loans.
£500+ VAT 4 days. Contact TFL/Nicola Blackman Tel: 0171-606-0084/600-2123 Fax: 0171-600-3751
LONDON

JUNE 18 & 19
World Insurance and Reinsurance Conference
An unrivalled opportunity for all those involved in the insurance and reinsurance market world-wide to hear an exceptional 20 strong speaker panel review and discuss key industry issues. Back at the QEII Conference Centre, organised by DYP Conferences part of LLP Limited, supported by Lloyd's List Insurance Day, this event will be bigger and better than ever.
Contact: DYP Conferences - Harvey Dawson
Tel: +44 (0) 171 250 1500
Fax: +44 (0) 171 253 9907 LONDON

JUNE 18
IGC Grains Conference
Will higher grain production in 1996 permit some rebuilding of stocks and help to alleviate concerns over food security? Grain industry leaders will assess the outlook. They also will focus on trade opportunities in major markets, with special emphasis on Asia, and examine the latest developments in global flour and feed industries.
Contact International Grains Council
Tel: 0171 513 1122 Fax: 0171 712 0071
LONDON

JUNE 18
Introduction to Forfaiting
Delegates are likely to be Managers responsible for Credit, Trade Finance, Settlements or Operations. * Product Description * Risk Profile of Forfaiting Operations * Documentation * Bills of Exchange & Promissory Notes * Making & Receiving Offers and Indications * Calculations, Export & Valuation Quotes * Settlement in the Forfaiting Market.
£325 + VAT 1 day. Contact: TFL/Nicola Blackman Tel: 0171-606-0084/600-2123 Fax: 0171-600-3751
LONDON

JUNE 18, 19, 20
Multimedia '96
'the only event for interactive business'
Exhibition of the latest interactive products and applications for marketing, business presentations, training, point-of-information, retail, desktop communications, publishing and video conferencing.
Business Design Centre Islington N1
0171 359 3535
LONDON

JUNE 19 - 21
Introduction to Derivatives
It is vital for bankers at the leading edge to be fully acquainted with the risks and rewards of new and sophisticated market instruments. This course provides an excellent practical introduction to this complex area. * Background/Development of Derivatives Market * Currency/Interest Rate Derivatives * OTC vs Exchange Traded Options * Oil and Metal Swaps, FRA's. 3 Days £795.
Contact: Fairplace
Tel: 0171 623 9111 Fax: 0171 623 9112
LONDON

JUNE 20 - Half-day Seminar
Western Europe - Country Focus
About the Seminar:
- accommodation policy & practice - structuring European compensation packages - using realistic cost of living allowances - moving towards tax harmonisation in the EU.
Contact: Sharon Brown, ECA International, London. Tel: 0171-351 5000 Fax: 0171-351 9396
LONDON

JUNE 24 & 25
CHINA: Financial Markets & Opportunities for Foreign Investors
Speakers include HE Jiang Enzhu - Ambassador of the PRC; Qiao Gang - Beijing Commodity Exchange; Prof Fan Gang - Chinese Academy of Social Science; Nick Hope - The World Bank; Dr Patrick Low - World Trade Organisation and Michael Yahuda - LSE
For details call Julia Thomas on
tel: +44 171 957 5700 or
fax: +44 171 321 2045
LONDON

TO ADVERTISE IN THIS SECTION PLEASE CALL LUCY BATIZOVSZKY ON 0171-873 3507

Punters queue for Magic Stretcher

Keith Wheatley on the boost that Euro 96 promises for the UK's betting industry

Steve Lawrence's study is filled with football magazines and files full of clippings on soccer teams from Turkey to Romania. When England kick off against Switzerland in London on Saturday at the start of Euro 96 – the European football finals – it will be the start of the most intense period of Lawrence's working life.

Steve (not his real name) is a professional punter. After a lengthy conversation I still wasn't sure whether he liked football, but he certainly knows a lot about it. "It's like anything in the financial world. You have to read up an awful lot before taking a position," he said, in a cultured Scots accent to match any Edinburgh banker.

How many goals do you think will be scored during the whole of Euro 96, which runs from June 8 to 30? Sporting Index, the specialist in sports spread betting, says 72-74. Steve thinks that is way too conservative, and has "bought" goals at £2,000 apiece. He hopes to win £2,000 per goal for every goal above 74. "The worst result has to be a total of only 60 goals. That's going to cost me about 25 grand if it happens". (He says he could live with such a loss).

Across Europe, in betting's trenches, rival armies of punters and bookmakers are limbering up for the big one. To most sports fans, Euro 96 will be about "the beautiful game" – or "spot the yob", depending on how they regard soccer. For the UK gambling industry, it looks like three weeks of hot money.

"It will be the first time that any British sporting event has attracted a bigger turnover than the Grand National [steeplechase]," says Graham Sharpe of bookmakers William Hill. His firm is predicting that UK punters will bet an overall total of between £75m and £100m.

Sharpe believes that betting has become a much stronger part of British culture in recent times. (I agree, though despite the role of the UK national lottery in promoting overall gambling turnover I refrained from using the dreaded L-word in front of a bookie).

The current passion – or fashion – for soccer will no doubt fuel the punting fervour. "If you're going to sit and watch Bulgaria play Denmark, the only real reason to get involved in the game is if you've got a fiver on the match and become an honorary Bulgarian for the day," says Sharpe.

Most bets will be of the pin-money variety, light years from Steve Lawrence and his war-chest. "The biggest part of it will be fivers and tenners punted on impulse," says Ladbroke's spokesman, Paul Austin. "Football betting has grown enormously in the last four or five years." Ladbroke has paid the English Football Association a "modest" fee to become official bookmaker to Euro 96, which, in Austin's view, "will generate more money than any other event in British betting history."



Rough business: punters are invited to predict how many times a stretcher will be sent on to the pitch

His confidence is based partly on experience of the 1994 soccer World Cup in the US. The UK public staked about £60m, despite there being no domestic UK involvement in the finals of the competition. Austin says that betting on football has grown at least 10 per cent a year since the World Cup finals in Italy in 1990.

With the recently finished English Premiership race going to the wire (Manchester United pipping Newcastle United for the title), 1995-96 was a particularly good season for the bookies, who maintain they have become part of the pyschology of the game. "Our switch from rating Newcastle as favourites to win the Premiership to Manchester United was a crucial moment in the final days," says Austin.

So far, £5,000 on Germany to win is the biggest single bet Ladbroke has taken, but on past form plunges of £10,000 and even £20,000 will be seen as the tournament progresses. A few happy punters with great foresight and imagination are already sitting on significant ante-post (pre-tournament) positions.

In fact, William Hill says it is facing a coup even before Saturday's kick-off. A single bettor will win at least £200,932.60 if Holland, Germany, Italy or Spain win the championship. A mystery investor – well, nobody knows his name – walked into a William Hill betting shop in Folkestone on April 2 and made four separate nine-event accumulator bets for a total outlay, including betting tax, of £511.21.

Each bet contained eight identical selections – all of which have proved successful. They were (with odds in brackets): St Helens to win the rugby league Challenge Cup (1-4), Glasgow Rangers to win Scottish soccer's Premiership (1-7), Dunfermline in Scotland's Division 1 (11-8), Sunderland to win English soccer's Division 1 (1-5), Preston to win Division 3 (8-15), Mark of Esteem to win the English 2,000 Guineas horse race at Newmarket (7-1), Bosra Sham to win the 1,000 Guineas (5-2) and Manchester United to win the English Premiership (4-7).

Each of the four bets ends with a different Euro 96 selection: Holland at 9-2, Germany and Italy at 5-1, and Spain at 7-1. "We don't know much about this punter other than that he knows his sport, stands to win the biggest pay-out of the year so far and that he doesn't rate England and Terry Venables' chance of winning Euro 96," says Graham Sharpe. Neither do many other fans, perhaps reluctant to put their money where their hearts are. "We haven't taken a bet on England to win since their performance [in a friendly] in Hong Kong," says Ladbroke.

For those who find the worries of form or patriotism too burdensome, there are plenty of bets that involve far less cerebral or emotional complexity. Sporting Index is finding huge interest in its Magic Stretcher special. Punters with a taste for the macabre are invited to predict the total number of times a stretcher will be seen on a pitch during Euro 96 (this may not necessarily represent a serious injury, since under tournament rules a competitor must either rise to his feet and play on within 30 seconds of being knocked down, or be stretchered off).

Sporting Index offers a spread of 60-64 stretcher interventions. "We're taking a lot of bets on this one," says Wally Pyrah of Sporting Index. "We've got one guy who's 'bought' the stretcher for £2,000 a time, so he's predicting it's going to be a reasonably dirty championship."

I couldn't quite get my mind around the idea of bookies watching a football match and knowing that their profit or loss depended on a few more knee-crunching tackles. But moral hazard comes with the turf. Asking a few bookies how they'd like to see Euro 96 pan out produced this response from Paul Austin of Ladbroke: "Our best scenario would be England and Scotland in the semi-finals – and both losing – followed by a final we could enjoy without worrying about our liabilities, say Turkey *vs* Czechoslovakia (*sic*)."

Local firm excels with scheme for new Glasgow gallery

Colin Amery on the Scottish city's eminence as a centre for the visual arts

It is miles better in Glasgow. The city is streets ahead of many British cities when it comes to planning for the visual arts and architecture.

In 1999 it will be the City of Architecture, and preparations are advanced to ensure an increasing public awareness of the importance of the built environment. Until October, Glasgow is running a festival of the visual arts, and is doing so in magnificent fashion.

Earlier this year it opened a new gallery of modern art in the splendid premises of the former Royal Exchange building, at the very heart of Glasgow, while late last month the city's McLellan Galleries opened the biggest and finest exhibition of the work of local hero Charles Rennie Mackintosh. That important show will travel to New York, Chicago and Los Angeles – it will not be seen in London – and is itself well worth journeying to Glasgow.

Last Friday the crowning touch was put on the city's development as a leading European centre of the visual arts by the announcement of the winners of an international competition to appoint architects for the new National Gallery of Scottish Art and Design.

This will occupy the former head post office in George Square. (I have an interest: I was a member of the nine-man jury).

The competition was different from many recent ones in that it was, at the final judging stage, entirely anonymous. This meant that the jury was simply presented with fully worked-up drawings identified only by a number.

By a process of careful elimination, No 405 was selected by a majority of the jury. No 405 – an excellent design – turned out to be by the local Glasgow firm of Page and Park.

This is a relatively small firm which had been competing against significant international architects, including Mario Botta and Rafael Moneo. The winners' designs for the adaptation of Glasgow's huge 19th century post office are both practical and splendid. The new National Gallery of Scottish Art and Design will bring together the art, architecture and design of the 19th and 20th centuries.

Providing its bid for national lottery cash succeeds, it should play a key role in the intellectual and cultural renaissance of Scotland. Glasgow is so clearly the right place for this venture because the city itself is not only the largest centre of population in Scotland but the place where the visual arts have flourished since the 19th century.

Of all the architects in the competition, Page and Park alone understood clearly how the conversion of a great 19th century public building can bring about that fusion of monumentality and modernity that has long been at the heart of Scottish architecture.

Glasgow is the only British city fully developed at its centre on a grid plan. Edinburgh may have more sublime drama in its response to its rugged setting, but Glasgow is more like an American city in its dependence on its buildings for its character.

It is important that their proposals for the civic improvements to George Square are also carried out (especially the reordering of the splendid public sculpture) as part of the national gallery scheme, for the square is the ante-room to the great new interior space proposed by the architects as the heart of the new gallery. The intensely powerful hall of sculpture will provide visitors with a place of classical repose and calm.

I was afraid that the recent over-exposure of the designs of Charles Rennie Mackintosh would trivialise the huge exhibition in Glasgow, but the show is carefully selected and the 300 works do not overwhelm. What shines forth is Mackintosh's genius, and the decorative skills of his wife.

Indeed, to see the reconstruction of the black and yellow hall for the Basset Lowke house in Northampton is something of a visual shock, for it is the intensity of Mackintosh's belief in art as the flower of life that is brilliantly captured in this exhibition.

His beliefs and feelings transcend his artistic sources. Look at his furniture, which is totally original – there is a chance in this show to compare it with the work of his European contemporaries, Olbrich and Hoffmann in Vienna. The white and silver wardrobe stays in the memory as one of the outstanding objects of its time.

The exhibition encompasses Mackintosh's later years when he had no design work and he became a brilliant water colourist.

Whatever he touched, he transformed. It is rare for an exhibition to capture the passion of the artist it is showing but this one does, superbly.

CONFERENCES & EXHIBITIONS (Continued)

JUNE 25-26
IT Investment: Evaluation, Management and Performance Measurement
In an era when IT investment dominates the corporate budget, decision makers need to learn how to justify IT investment, quantify and maximise its benefits, and stay in control of costs and risks. A practical and interactive UNICOM business seminar.
t: 01895-256484, f: 01895 - 813095,
email: milton@unicom.co.uk
LONDON

JUNE 25 & 26
Risks & Structures in Trade Finance
This course is designed for those wishing to gain a practical understanding of the main products and structures of short and medium term Trade Finance. * Asset Quality & Liquidity * Structuring & Risk Enhancement * Shipping Terms * L/Cs * Commodity Pre-financing * Medium Term Trade Finance * State Supported Export Credits * Countertrade * Political Risk Insurance.
£520 + VAT 2 days. Contact TFL/Nicola Blackman Tel: 0171-606-0084/600-2123 Fax 0171-600-3751
LONDON

JUNE 25-29
Jordan Exhibition
Offers a range of new business opportunities from chemicals and raw materials to clothes and textiles, from food and beverages to furniture. Daily 10am - 6pm (except 25th June 12 noon-6pm) at the Arab - British Chamber of Commerce, 6 Belgrave Square, London SW1X 8PH.
For details call PR Dept.
Tel: 0171 235 4363 Fax: 0171 396 4499
LONDON

JUNE 26-27
Developing your Company's Human Capital
How to develop individual knowledge and skills to strengthen key business competencies - explores the latest thinking on how to create the right environment, management structures, rewards and performance measures to produce high-performing employees.
Contact: Business Intelligence
Tel: 0181 543 6565 Fax: 0181 544 9020
LONDON

JUNE 26-27
From Information to Knowledge Management
Knowledge Management can turn the intellectual capital of an organisation into financial capital, balance sheet assets and other benefits. How does this new technology relate to information Management? What are the similarities and difference and how do you combine both to achieve maximum advantage? A UNICOM business seminar.
t: 01895-256484, f: 01895 - 813095,
email: milton@unicom.co.uk
LONDON

JUNE 27 & 28
Introduction to Documentary Credits
This foundation course provides a sound understanding of the products, techniques and skills of trade finance. * Letters of Credit, Collections, Acceptances, Forfaiting, Factoring * Settlement, Documentation * Back-to-Back, Transferable and Revolving Credits * Countertrade, Credit Insurance. 2 Days £595.
Contact: Fairplace
Tel: 0171 623 9111 Fax: 0171 623 9112
LONDON

JULY 1 & 2
Equity Derivatives
From the basics to the latest developments. * Development of Equity Derivatives and Hybrids * Index Futures * Options * Trading Strategies * Convertible Bonds * 'Exotic' Options and New Instruments. 2 Days £595
Contact: Fairplace
Tel: 0171 623 9111 Fax: 0171 623 9112
LONDON

JULY 2-3
The Intranet: Transforming Enterprise Information Management
Companies are increasingly using Intranet technology for their own internal use allowing employees to share information and collaborate on projects. This major conference explores the issues related to the design, implementation and management of these intranets.
Contact: Business Intelligence
Tel: 0181 543 6565 Fax: 0181 544 9020
LONDON

JULY 3 & 4
A Competitive City for the Next Century-Regulations, Technology, Europe, A Second Big, Bang
Sir Andrew Large, Win Bischoff, Tim Congdon and Christopher Reeves feature in this major 'blue skying' event on the future of London. Provocative round tables arranged by the Centre for Study of Financial Innovation. Sponsored by IBM and Arthur Andersen.
Details: Cityforum Ltd.
Tel: 01225 466744 Fax: 01225 442903
LONDON

JULY 8
Pensions & Long Term Care - The Role of the Private Sector
Peter Lilley, Frank Field, Ann Robinson and John MacGregor are among the principal speakers at this topical conference sponsored by AUTIF with Fidelity, Legal & General, Price Waterhouse and Watson Wyatt.
Details: Cityforum Ltd.
Tel: 01225 466744 Fax: 01225 442903
LONDON

JULY 8
Polish Capital Markets & Investment Conference
A major one day conference covering the equity, debt and fx markets; and investment and privatisation opportunities in the telecoms, energy, and oil and gas sectors. Speakers will include representatives from the Polish Government, Securities Commission and the Stock Exchange. The conference will include investment workshops and company presentations.
Contact: Arielle Savona, Dow Jones Telerate
Tel: +44 (0) 171 332 9737
Fax: +44 (0) 171 353 2791
LONDON

JULY 11
Major Projects
A one-day seminar on the high-speed link to the Channel Tunnel, the Midland metro, the Dutch Betuwe rail line, Hong Kong's Western Corridor and Swedish rail projects.
Contact Howard Gladwell
Tel: 01952 208200, Fax: 01952 208208
BIRMINGHAM

AUGUST 29 & 30
FT WORLD AEROSPACE AND AIR TRANSPORT - Competitive Strategies for the New Century
Mr Peter Sutch of Cathay Pacific Airways, Mr Robert Ayling of British Airways, Mr Stuart Orme, United Airlines, Mr David Hinson, US Federal Aviation Administration, Mr Louis Gallois, Aerospatiale, Dr Manfred Bischoff, Daimler Benz Aerospace, Mr Robert Brown of Bombardier Aerospace Group - North America and other leading industry figures will debate current issues facing the industry: liberalisation in Europe, the creation of manufacturing giants; and the gradual erosion of governmental support and finance of the industry.
Enquiries: FT Conferences
Tel: 0171 896 2626
Fax: 0171 896 2696
LONDON

SEPTEMBER 26 & 27
FT WORLD MOBILE COMMUNICATIONS - Strategies for the Wireless Millenium
The challenges of valuing and financing mobile operations; Industry progress towards the consumer market; the market for converging technologies; and market positioning for new entrants will be discussed and debated by key industry speakers: Hans Snook of Orange, Francisco Caio of Omnitel, Richard Goswell, Mercury One-2-One and Fabio Leite of ITU and Mr Patrick LeuLen of Bouygues Telecom.
Enquiries: FT Conferences
Tel: 0171 896 2626
Fax: 0171 896 2696
LONDON

INTERNATIONAL

JUNE 10-12
Sub-Saharan Oil & Minerals
The biggest annual gathering of Africa's energy & mining decision-makers, including Ministers (& delegations) from over 35 countries. An essential business forum for anyone involved in the African oil & mining industries.
Contact: Europe Energy Environment
Tel: 44-171-600 6660 Fax: 44-171 600 4044
JOHANNESBURG

JUNE 16-18
The Globalisation of Electronic Retailing
NIMA International's fourth European conference featuring top direct response television executives from North America and Europe. The programme includes in-depth panel discussions focusing on production, products, emerging markets and an important EU directive update. NIMA International represents the interests of the teleshopping industry worldwide.
Contact: Debbie Lawrence
Tel: 0171 395 1298 Fax: 0171 497 5538
Loews Hotel, MONTE CARLO

JUNE 18-21
Demand Flow® Technology Workshop
This 4-Day Executive Workshop has been designed for senior managers into this revolutionary Business Strategy. The benefits of DFT include: movement towards zero or negative working capital, reduction of inventories, increased quality and dramatically improved customer response and flexibility. See how DFT can become your competitive weapon, from the #1 rated company in the world.
Contact: Worldwide Flow College - Europe
Mr. Moore
Tel: 33 93 18 02 90 Fax 33 93 18 02 85
NICE

JUNE 24-27
The African Capital Markets Forum
A permanent forum of stock exchanges, financial institutions, regulators, policy-makers, development agencies and professional associations. Launching during International Conference on Reviving Private Investment in Africa.
Contact: Sean Mensah in USA
Tel: 810-762-3318
Fax: 810-762-3282
E-mail: smensah@umich.edu
ACCRA

JUNE 26-28
POWER-GEN Europe 96
Largest event for Electricity Industry in Europe. Latest developments on Policies, Investments and Technology. 200 speakers. The 250 largest and leading companies exhibit. Over 5000 visitors from 55 countries. Many high level utility representatives from Central, Western and Eastern Europe.
Dealmakersday on 25 June
Contact: PennWell
Tel: +31-30-2650963 Fax: +31-30-2650928
BUDAPEST, HUNGARY

SEPTEMBER 16-18
Roundtable with the Government of the Republic of Slovenia
Grand Hotel, Toplice, Bled
For further information contact:
Ms. Angela Flaes
The Economist Conferences
Tel.: +43 1 712 41 61 36
BLED

DECEMBER 3 - 6
Skiad 96 - Storage and Handling Automation and Mechanization
The 5th Int. Exhibition will take place in Russia's largest modern fairgrounds 'Krasnaya Presnya' and will be organised by 'Expocentr, ZAO'. For details of participation please contact:
Fax: 007 095/205 60 55
Tel: 007 095/255 37 33
RUSSIA

TO ADVERTISE IN THIS SECTION PLEASE CALL LUCY BATIZOVSZKY ON 0171-873 3507

THE WEEK AHEAD

UK COMPANIES

■ TODAY
COMPANY MEETINGS:
Alexandra Workwear, Institute of Directors, 116, Pall Mall, S.W., 11.00
EW Fact, 23, Hand Court, W.C., 12.00
Perry, Cambridge House, Bluecoats Ave, Hertford, 12.00
Simon Engineering, Stationers' Hall, Ave Maria Lane, E.C., 12.00
BOARD MEETINGS:
Finals:
Azlan
Cleveland Tst
Hambro Insurance Services
Independents Parts
South Staffs Water
Interims:
Faber Prest
Stakis
Victrex

■ TOMORROW
COMPANY MEETINGS:
Beattie (J), 71-78, Victoria Street, Wolverhampton, 10.00
Brammer, Glaziers Hall, 9, Montague Close, London Bridge, S.E., 12.00
Higgs & Hill, Howard Hotel, Temple Place, W.C., 12.00
Jacks (William), Sunningdale Carriage Co., London Road, Sunningdale, Berks., 12.00
Lamont, Savoy Hotel, Strand, W.C., 12.00
Pacific Media, Lanesborough Hotel, 1, Lanesborough Place, S.W., 10.30
Singer & Friedlander, 21, New Street, Bishopsgate, E.C., 12.30
BOARD MEETINGS:
Finals:
Allied Colloids
Ascot
Capitol
Celtic Res.
De La Rue
EMAP
Fulcrum Inv Tst
Gartmore Shared Equity Tst
National Grid
Owen & Robinson
RIT Capital Partners
Robert Wiseman Dairies
St. James's Place Capital
TLG
Thames Water
Vodafone
Interims:
Apollo Metals
Barcom
Crabtree
Eurocopy
Leeds
MEPC
SEP Indl
Sheriff

■ WEDNESDAY JUNE 5
COMPANY MEETINGS:
AMEC, Holiday Inn Crowne Plaza Hotel, Peter Street, Manchester, 12.00
Bentalls, Guildhall, Kingston upon Thames, Surrey, 11.00
Booker, Haberdashers Hall, Staining Lane, E.C., 3.00
Frost Group, The Brewery, Chiswell Street, 11.00
Gieves, Dartmouth House, 37, Charles Street, W., 12.00
Havelock Europa, Mossway, Hillend Industrial Park, Dalgety Bay, Fife, 12.00
Hopkinsons, Copthorne Hotel, Clippers Quay, Salford Quays, Manchester, 12.00
London & Associated Properties, 8-10, New Fetter Lane, E.C., 12.00
London & Manchester, Armourers' Hall, 81, Coleman Street, E.C., 12.15
Mid-States, *Swallow* International Hotel, 147c, Cromwell Road, S.W., *9.00*
Parity, Salters Hall, 4, Fore Street, E.C., 11.00
Signet, Glaziers Hall, 9, Montague Close, London Bridge, S.E., 12.00
BOARD MEETINGS:
Finals:
For & Col Priv Eq
Northern Investors
OMI Int
Powerscreen
Racal Elec
Shanks & McEwan
Staveley Inds.
Yorkshire Water
Interims:
Everards Brewery
Fairbairn European Smaller Co's Index Tst
Freepages
New Zealand Inv Tst
United Drug
Warner Estate

■ THURSDAY JUNE 6
COMPANY MEETINGS:
Austin Reed, 16-21, Sackville Street, W., 12.00
BS Group, Eastgate House, Eastgate Centre, Eastville, Bristol, 12.00
Etam, Royal Institute of British Architects, 66, Portland Place, W., 10.30
Flextech, The Ritz Hotel, 150, Piccadilly, W., 12.00
Hewden Stuart, Glasgow Royal Concert Hall, Buchanon Street, Glasgow, 12.00
Radamec, City of London Club, 19, Old Broad Street, E.C., 12.00
Tilbury Douglas, Barber Surgeons' Hall, Monkwell Square, E.C., 11.30
BOARD MEETINGS:
Finals:
Airsprung Furniture
Amersham Int
Boots
Cedardata
Chubb Security
CPL Aromas
Cullens Hldgs.
Davenport Knitwear
European Colour
Fleming High Inc IT
Midlands Elect
Northern Ireland Elec
Oxford Instruments
Pilkington
Porter Chadburn
Powell Duffryn
Siebe
Sl
Umeco
Interims:
Denby
Greencore
Hill & Smith
Lookers
Murray Emerging Econ
Unidare

■ FRIDAY JUNE 7
COMPANY MEETINGS:
Davis Service, Glaziers Hall, 9, Montague Close, London Bridge, S.E., 11.00
Morgan Crucible, Hotel Intercontinental, 1, Hamilton Place, Hyde Park Corner, W., 12.30
Shorco, Cross Green Way, Leeds, 12.00
Spring Ram, Holiday Inn, Wellington Street, Leeds, 12.00
Taylor Woodrow, Chartered Accountants Hall, Moorgate Place, E.C., 11.30
Tesco, New Connaught Rooms, 61-65, Great Queen Street, W.C., 11.00
BOARD MEETINGS:
Finals:
Brazilian Small Cos IT
Cohen (A)
Dunedin Enterprise
Liberty
Park Food
Interims:
For & Col Special UT
Company meetings are AGMs unless otherwise stated.
Please note: Reports and accounts are not normally available until approximately six weeks after the board meeting to approve the preliminary results.

DIVIDEND & INTEREST PAYMENTS

■ TODAY
Ahmanson (HF) $0.22
Anglo & O'seas Tst 9% Secd Db '12 £900.0
Asarco $0.20
BTR 9.15p
Barclays Non-Cm $ Pf Ser C1 $0.4219
Do Ser C2 $0.1406
Do Ser D1 $0.4313
Do Ser D2 $0.1437
Do Units $0.5625
Do Regd Ser D Pf Units $0.575
British Aerospace 7.5p
BWI 3p
Capital & Regional Props. 1.7p
Caradon Cv Pf 3.625p
City Centre Rests. 1.79p
Dalgety 8.5p
Enterprise Oil 9.5p
Do 10¾% Un Ln 2013 £5.375
Fleming Claverhouse Inv Tst 1.45p
Fuji Bank Int Fin Und Sb FRN $1593.69
Gartmore Smaller Co's Tst 1.5p
Halifax Bldg Scty Fxd/FRN '97 £1000.0
Highland Distilleries 2p
Hiscox Dedicated Ins Fd 1.5p
HSBC 22.75p
Ingersoll-Rand $0.185
Intrum Justitia 2.4p
Ladbroke 3.6p
Legal & General 16.7p
Lloyds Bank 9½% Sb Bd '09 £95.0
Mitsui Toatsu Ch. 7¼% Bd '98 Y275000.0
Murray VCT 0.78p
Nash (Wm) 4.2p
Northern Leisure 2p
Oasis Stores 3.33p
Ocean 9.62p
RMC 17.6p
Rockwell Int $0.29
St. Ives 2.9p
Samwa Fin Aruba Gtd Sb FRN 4 $765.25
Sentry Farming 5.1p
Sumitomo Heavy 3.4% Nts '98 Y340000.0
Svenska Cellulosa B SKr4.75
Sweden 10¾% Nts 1998 C$106.25
Telefonica de Espana Pts46.0
Thai-Euro Fd $0.225
Wilson (Connolly) 3.18p

■ TOMORROW
Brooks Service 2p
EW Fact 0.75p
Gradus 3.6p
Japan Air. 7½% Gtd bd '96 FFr750.0
Lloyds Bank Sb FRN 1999 £17.12
NT & T 8¾% Nts 1997 Ecu87.50
New Witwatersrand R1.02
New City & Comm Inv Tst 3p
Rexam 8p

■ WEDNESDAY JUNE 5
Bergesen A NKr1.0
Do B N/Vtg NKr1.0
Broken Hill A$0.26
Caradon 6.6p
Carrs Milling 2.5p
Cavendish Wates First Assured 1.5p
Dickie (James) 2.2p
Gillette $0.18
Hamleys 5.4p
Higgs & Hill 1.5p
Mercury Offshore Stig Tst 3.55p
Nestle FFr26.50
Scottish Television 12.25p
Select Appointments 0.25p
Senior Eng 2.23p
Singer & Friedlander 2.4p
Tokyo Elec Power 11% Nts '01 £110.0
Vymura 3.1p

■ THURSDAY JUNE 6
Fortis Amev FL2.64
Halifax Bldg Scty FRN '99 £153.96
Halstead (James) 3.25p
Inco $0.10
Midland Independent News 2.3p
Portmeirion Potteries 8.5p
Rugby Estates 1.45p
Sotheby's Class A $0.08
Thompson Clive 3.8p

■ FRIDAY JUNE 7
Abbott Mead Vickers 6.25p
Aberforth Split Level Tst 2.1p
Do Units 2.1p
Anglo Am. Inv Tst R3.57
Anglo Irish Bank FRN 1998 £157.10
Boeing $0.28
Boot (Henry) 5.55p
Bostrom 3.9p
Coutts Consulting 1.4p
Glynwed Int 8.35p
Govett Strategic Inv Tst 2.8p
Jerome (S) 1.5p
Lloyds Chemists 3.1p
Lowland Inv 4p
Norway FRN Dec 2002 $136.61
P & O Prop. 7½% 1st Mtg.Db 07/2002 £3.75
Pearson 10.175p
Pegasus 4p
Quicks 3.75p
Royal Doulton 6.5p
Sime Darby M$0.035
Smiths Inds 5.5p
Treasury 7½% 2008 £3.75
Treasury 6% 2000 £4.0
Treasury 8% 2015 £4.0
Treasury 8% 2021 £2.1699
Treasury 8½% 2005 £4.25

■ SATURDAY JUNE 8
Reed Int 5% Cm Pf 1.75p
Do 7% Cm Pf 2.45p

■ SUNDAY JUNE 9
European Inv Bank 9½% Ln '09 £237.50

Animal Planet in tune with nature lovers

Raymond Snoddy reports on the launch of Discovery Communications' latest documentary channel

John Hendricks loves watching television nature programmes, and now he will be able to indulge his interest 24 hours a day. At the weekend, Hendricks' Discovery Communications launched Animal Planet, which promises to screen "all the animals all the time", on American cable and satellite TV.

The channel will draw on the animal programmes of broadcasters such as the BBC, Anglia Television and TV New Zealand. There is also the possibility of launching channel internationally later this year.

Animal Planet is the latest creation of 44-year old Hendricks, a former university administrator who was besotted by television and who has become a multi-millionaire by broadcasting into wholly commercial markets largely dominated by the sort of programmes he likes watching himself: serious documentaries.

"When you walk into a bookstore, half the books are fiction and the other half non-fiction, and fact can still be stranger than fiction," says Hendricks.

He first became aware of how many quality documentaries there were years ago when, as a history major, he used to order BBC programmes from catalogues for his professor, who liked to use documentaries in the classroom.

Hendricks, who has created a business that had revenues of $452m and profits before tax and interest of $49m last year, uses all the latest technology to deliver his facts to the world. The company's World Wide Web site is one of the Top 10 in terms of visits, and provides more than 1,000 pages of educational material each month as well as an online service which includes digital photographs and downloaded videos, plus personal letters from the field.

Discovery is also taking advantage of the launch of digital cable television in the US in October to unveil four new channels: Discovery Science, Discovery History, Discovery Kids and Discovery Living. They, in turn, could all be turned into international channels over the next two years as digital television and its capacity for hundreds of channels of television spreads globally.

Already, Discovery Communications claims to be the largest *originator of* documentary programmes in the world. This year it will broadcast 1,800 hours of original production – about 100 of them at the high end of the range: programmes costing $400,000 an hour.

Hendricks has enjoyed becoming a multi-millionaire by broadcasting programmes that everyone approves of. He says: "We operate in an area that's pro-social. Yet we are a for-profits business and we have been successful, and we have proven that you can make a business in this area."

In independent research on the perceived overall quality of 500 brands, the Discovery Channel came in at No 4 ahead of Mercedes-Benz, while its sister channel, the Learning Channel, was 21st. They were the only broadcasters in the top 25.

Hendricks admits that some people might say they watch Discovery because they want to be thought intelligent, whereas they are really watching professional wrestling. However, the Discovery Communications chairman and chief executive says that viewing figures are higher than those of Ted Turner's Cable News Network.

"We think we have succeeded when someone watches an hour of Discovery and says 'Gee, I didn't know that'. It just so happens that the people attracted to Discovery are the people that advertisers relish: light broadcast-TV viewers who tend to read a lot," says Hendricks.

At the moment, Discovery is in 67m US homes and in 35m homes in 144 other countries.

Raising the money for Discovery was not easy: Hendricks had three tortuous years in which 211 venture capitalists turned him down and he "borrowed more money than I could ever repay". Then he met Herbert Allen of Allen & Co, the New York investment bank that specialises in the media and is involved in some of the world's biggest media deals.

"Herbert himself wrote the first cheque," says Hendricks, who was then able to persuade New York Life Assurance and the Westinghouse Corporation to support him. He had $3m, and 70 small investors put up a further $2m. By the time the money ran out and a further $20m was needed, the cable companies had noticed that Discovery was bringing in the cable subscribers they couldn't normally get to, and invested in the business.

John Hendricks: besotted by televison and wild about nature

TCI, the largest US cable company, holds 48 per cent through its Liberty Media programming arm. The other main shareholders are Cox Communications of Atlanta and Newhouse, the US media group that owns both cable networks and Condé Naste, the magazine publisher. John Hendricks owns 3 per cent of the company, including options. In the latest commercial development, Discovery paid around $40m for the Nature Company, which has 133 shops devoted to products extolling the virtues of nature. The Nature stores will be used to promote Animal Planet by offering customers $5 discount vouchers.

In the autumn, Discovery will launch its first feature film, *Leopard Son*, about the life of a leopard cub, and a near-video-on-demand service, Your Choice, offering $1-a-time programmes. But Hendricks' favourite series at the moment is on the Learning Channel: a 22-part series called Understanding, which briefs viewers on different topics, often science-related.

Tim Jackson

Wanted: a blacklist of reckless guests

"Hi. I am a costume jewellery designer, and I visit my retail outlets in London three to four times a year. I am tired of staying in hotels and dining in restaurants, and I'd like to arrange a temporary exchange of my chalet in Verbier or my country house in Hong Kong for your house in London. The chalet, on two levels with two bedrooms, is furnished with love and taste. The Hong Kong country house is on a deserted island linked by a causeway – 5 minutes' walk on tiny paths meandering through abandoned rice fields – to the most magnificent and brand new golf course in south-east Asia."

This message arrived by e-mail last autumn, when I was trying to find a place to live in California for the winter while researching a book. I had turned to the Internet for help after trying unsuccessfully to arrange a house-swap using a traditional exchange agency.

The traditional agencies' business methods seemed rudimentary: you had to pay a signing-on fee of £50 ($76) and then send details of your house to the agency by post. Months later, you would receive a shoddily printed booklet containing brief descriptions and addresses for houses across the world. Sadly, few of the houses looked much fun. Worse, the details were too short to be truly informative, and properties were sorted only by country, not by size or by whether they were in the city or not.

Here, it seemed, was a marvellous opportunity to use the Net to revolutionise a business. Essentially, the job of arranging home exchanges is about connecting people from different parts of the world, and allowing them to exchange information quickly, cheaply and conveniently. A Net service, updated electronically, seemed destined to put the old agencies out of business quickly.

Hence our decision to sign up with one or two house exchange agencies.I cannot even remember which the services were: all I know is that they were found by typing "home exchange" or some such phrase into a Web search engine. But during succeeding months, tantalising details would appear in my incoming mailbox. First the ski chalet and the Hong Kong house; then a condo in Maui; then five bedrooms in the Oakland Hills; then a *pied à terre* in Paris (closest Metro: République); then a place 5 hours north of Toronto, with eight telephones, two pianos and facilities for kayaking; and finally a condo in Russian Hill, San Francisco.

There was only one problem. We didn't want to live in Maui, Oakland, Paris or Toronto; what we needed was a nice house in Palo Alto, close to bookshops, playgrounds and cafés and a convenient base from which to research the book. There were not many houses like that available for a short let, and not many of the owners of those that were appeared to want to spend three months in London in the greyest, rainiest months of the year. In the end, money proved the best means of exchange. Instead of trying to find one person or family with whom to swap, we rented out the house in London and put that income towards the rental of the house in California.

But Net-based house exchange seems to be a business with great potential. At present, it is only a tiny minority of people who take holidays by exchanging houses with others; part of the reason for this is the simple difficulty of making contact with them. Why, then, has it not taken off?

One reason is the old problem of chicken and egg. Most of the Net-based agencies make a high charge for registering a house, which acts as a severe discouragement to potential clients who are uncertain about the new service. At present, therefore, aspiring house-swappers who are not willing to pay for a high-priced service are reduced instead to the time-consuming business of looking among the unsorted house-exchange messages posted to news groups. In my view the winner in this business will be the company that uses the Netscape formula: it will give away its service for a good long time, in order to increase the size of its network and hence the value of its service.

But there is another obstacle that must be overcome before Net-based house-swapping becomes a reality: lack of trust. In an old-fashioned house exchange system, the sanction that makes sure people act as civilised guests is the fear that they will be struck off the list in future. At present, this element seems absent from the Net.

But it could easily be introduced: the broker could invite its clients to record their impressions, both of other people's houses and of the behaviour of others in their own, for storage on the database. An aspiring client would then be able to read the "guest book" of a house offered for exchange before deciding to spend a fortnight there. Anxious homeowners would also be able to check on whether someone had a history of leaving lovingly compiled record collections in chaos, or turning down the corners of book pages in people's libraries.

Clearly, there is much work still to do. Yet my feeling is that there are the bones of a great company here – and one that could soon become as indispensable to the middle-class professional as a Marks & Spencer chill-cooked dinner. How long will it be before an entrepreneur tests this hypothesis?

tim.jackson@pobox.com

Dodging digital audio disc dangers

The music industry is eager to prevent unauthorised recordings, **Alice Rawsthorn** reports

As the world's electronics companies prepare for a crunch meeting with the Hollywood movie studios in Washington today to discuss digital video discs, they are embarking on talks with the music industry on the audio version of digital discs.

Digital audio discs will offer higher quality reproduction and greater storage than cassette tapes or audio compact discs, just as digital video discs will out-shine video cassettes. Similarly, negotiations over the copyright implications of creating digital discs capable of making near-perfect recordings will be fraught with difficulties.

Whereas the video versions of the discs will, if today's meeting goes well, be on the market this autumn, audio discs will not be on sale for several years. And the copyright talks are complicated because neither the electronics nor the music companies know exactly how consumers will use them.

In theory, the first generation of audio discs could be used to upgrade CD systems. A U2 fan would not only be able to listen to a subtler and more precise rendition of the band's music, but, because digital discs have such vast storage capacity (capable of accommodating seven CDs on each side), all U2's recordings could be squeezed on to one disc.

However, there are doubts among music executives as to *how many consumers will* want to buy an entire *oeuvre* on a single disc. And the difference between CDs and digital discs is almost inaudible unless the acoustics of the room are perfect.

Why are the music and electronics industries bothering to discuss copyright standards for digital audio disc? Answer: both camps suspect the new discs may play an integral role in multimedia systems. Rather than buying an album or single from a shop, music will be delivered to consumers online in digital form and downloaded from their computers on to digital discs. It is already technically possible to distribute music online, but it takes time *and sound quality is erratic.*

But the industry has not yet secured adequate legal protection for its copyrights.

"We're looking at a scenario where it will be possible to produce perfect digital copies of original recordings," says Mike Edwards, director of operations at the International Federation of the Phonographic Industry. "Clearly we can't allow that to happen, or piracy would be uncontrollable."

At a meeting in Tokyo last month, the music industry informed the electronics lobby that it wanted the new discs to include an "active copy management system" to prevent unauthorised recordings and to provide compatibility with CDs, so that digital discs can be played on CD systems and vice versa.

The electronics companies are expected to deliver their response at another meeting *later this month, thus moving* the debate into what promises to be a tortuous wrangle over copyright in the digital era.

Bit makers and shifters to view

The complex world of bit makers (content companies), bit shifters (telecoms operators) and bit processors (manufacturers) is set out in pictures in *The TeleGeography 100*, a graphical guide to the world's chief information technology companies.

It is an essential reference for anybody hoping to understand the bewildering tangle of alliances and partnerships which characterise the electronics industries today.

It includes relationship maps for, among others, 22 of the world's largest telecoms operators, 18 of the top computer groups, eight of the top cable television companies and the top 10 entertainment groups.

Not only is a company's relationships sketched out in a pattern resembling a family tree, but a brief pen picture outlining its strengths and weaknesses is attached. So for Koninklijke PTT Nederland (KPN) the Dutch operator: "The company's disproportionate influence on international communications markets is evidenced by its equal stake with Telefonica, Telia and Swiss Telecom in Unisource, the pan-European telecoms consortium."

There are some oddities, however. BT's entry concentrates on the advantages of a merger with Cable & Wireless, despite the fact that talks have been discontinued, and Michael Hepher, who left last year, is still described as group managing director.

Among the "Companies to Watch", it lists 3Com and Cisco Systems among networking groups, Inmarsat and Telmex among operators and General Instrument and Xerox among manufacturers.

The TeleGeography 100 is produced by the same editorial team which publishes the annual *TeleGeography* study which brings together global telecommunications traffic, statistics and commentary, indispensable information for anyone involved in analysing the global telecoms business.

Alan Cane

The TeleGeography 100, $495; TeleGeography Inc., Suite 100, 1150 Connecticut Avenue NW, Washington DC 20036. Tel: (202) 467 0017.

Cyber sightings

by Steven McGookin

● BR Business Systems, the IT division of British Rail, last week launched UK Railways on the Internet (*www.rail.co.uk*) which is intended to be a "point of departure" for anyone seeking information on – or even wanting to buy a bit of – Britain's rail network. It's well laid out and informative although as yet without timetables. Links to Deutsche Bahn and the wonderful Amtrak site make it required reading for those anoraked chaps at the end of the platform at Clapham Junction.

● The Group of Thirty is a Washington-based consultative group on international economic and monetary affairs. Their site (*www.group30.org*) features a list of publications and occasional papers, with details of membership and aims.

● Despite the 70s-style psychedelic graphics when you enter, Wall Street Research Net (*www.wsrn.com*) offers lots of useful links – more than 65,000, they say – covering all aspects of US corporate and economic activity. Searchable mutual funds details and a simple Campaign96 page.

● Silicon Investor (*www.techstocks.com*) has a range of data for anyone who tracks the technology stocks sector. It has a useful events calendar and 15-minute delayed quotes, as well as Silicon Valley news headlines from local station KICU-TV.

● World Wide Arts Resources (*http://wwar.com*) has an excellent range of links to galleries, museums, art markets, antique dealers and other locations. Good, browsable site, which has plenty to hold your attention whether or not you're an art investor.

● Megastock (*www.megastock.com*) is a Canadian site aimed at the speculative investor. It also offers details of companies seeking Initial Public Offerings, and a rudimentary guide to the mining industry. Also has official information from the Alberta and Vancouver Stock Exchanges. Unexciting for outsiders, but highly targeted – the name of the game in Net investment sites.

● Finally, a word about an event happening next Sunday, June 9, in Nottingham. EuroNet96 is a football tournament for teams comprised of players who have met through supporters' Net lists. Details are at *www.harlequin.com/euronet96*. Good luck to Ivan and the Hotspurs. Not sure about the 'Charity Headshave' event, though...

steve.mcgookin@ft.com

Financial Times on the World Wide Web
www.ft.com
or
www.usa.ft.com
Updated daily

FTid - The Internet Directory

Internet Directory

All of these can be accessed via hyperlink directly from the Financial Times at http://www.FT.com

The following companies want you to know that you can find out more about them by simply looking them up on the World Wide Web.

GAM
For information on GAM's unit trusts and ucits funds see http://www.ukinfo.gam.com
Email address info@gam.com
Tel: +44 1624 632 777

International Internet Name Registration
net names
Have you registered your company, trade and product names around the world? 300,000+ names are already registered, are yours?
Protect Yourself. Register Now
FREEPHONE 0800 269049 netnames@netnames.co.uk

FLEMINGS
http://www.flemings.lu

Every week on a Monday
the FT gives you the chance to advertise your internet site to the FT's influential readers in 160 countries worldwide.

In addition all advertisements also appear on FT.Com the FT's internet site giving you an unique opportunity to attract traffic to your own site via a live hyperlink, an audience of high net worth business people from around the world.

20% of UK internet users read the FT*

For advertising rates and further details please call Clare Bellwood on 0171 873 3351

Source: NOP Research June 1995 UK sample

profound
Business Intelligence Online
The top 5 UK management consultancies* use Profound
Tel: 0171 925 7607
http://www.profound.co.uk
m·a·i·d Profound™ is a trademark of M.A.I.D plc.

www.intranet.co.uk
The Complete Solution for the Intranet
JSB The INTRANET Company

Demon Internet
DEMON INTERNET PIONEERS OF INTERNET CONNECTIVITY
To get connected call Demon Internet on 0181 371 1000 E-mail internet@demon.net http://www.demon.net

BLACKWELL'S BOOKSHOPS on the Internet
http://www.blackwell.co.uk/bookshops./
The world's finest academic bookseller. Over 250 000 titles immediately available.
For further information e-mail blackwells.extra@blackwell.co.uk

CHECK IN FOR BUSINESS
Check-In Travel
For your Business & First Class Flights Worldwide
INTERNET http://www.checkin.co.uk

UK Equities Direct
UP-TO-DATE • FREE • COMPREHENSIVE
Investor information on all UK stockmarket companies.
http://www.hemscott.co.uk/hemscott
Tel: +44 171 278 7769

Isn't it time your business was growing via "the net" with..
• Your own world wide web (www) site ... with your brochure and company profile in colour
• Your own e-mail address ... for letters, quotes & orders worldwide
• Instant market and financial information
• Intranet - your own ultra low cost internal net system with access to legacy databases
CYBERphile will design and author your pages, provide FREE 24 hr support, training and hardware (where required) all from as little as £75.00 + VAT per month
For a FREE technical appraisal call
CYBERphile 01543 45 48 40 FAX: 01543 45 49 39
or e-mail: info@cyberphile.co.uk or World Wide Web: http://www.cyberphile.co.uk

PropertyLink
The PropertyLink Commercial database of UK properties offers the market an on-line marketing tool at low cost and with a worldwide coverage.
http://www.propertylink.co.uk

GAM
For information on GAM's unit trusts and ucits funds see http://www.ukinfo.gam.com
Email address info@gam.com
Tel: +44 1624 632 777

Demon Internet
DEMON INTERNET PIONEERS OF INTERNET CONNECTIVITY
To get connected call Demon Internet on 0181 371 1000
E-mail internet@demon.net http://www.demon.net/

BUSINESS TRAVEL

Travel News · Roger Bray

Safe handling

A new security system to prevent terrorists slipping unaccompanied bags containing explosives on to aircraft should start operating at London Heathrow's Terminal 1 this week. Devised at Frankfurt airport, where the doomed Lockerbie flight PanAm 103 started its journey in December 1988, the new system uses a computer to "reconcile" travellers with their luggage.

A baggage handler passes a scanner over the bar code on a label attached to luggage at check-in. A colour screen flashes "Yes" in large letters if the passenger has been issued with a boarding pass, "No" if not.

If someone fails to show up at the gate, the system alerts security staff that bags must be off-loaded before the aircraft leaves the stand.

Model Mayan hotel

The spectacular Mayan pyramids of Tikal have been used as architectural models for a hotel opening close to the centre of Guatemala City later this year.

Claiming to offer the largest convention space in central America, the 205-room Tikal Futura will be managed by Hyatt International and promises state-of-the-art communications in the bedrooms, along with business and fitness centres. It will be part of a complex that will include a shopping arcade, food court and four cinemas.

BA back in Belgrade

British Airways has confirmed that, after almost 15 years, it will resume services to Belgrade this summer. Chief executive Bob Ayling says the airline thinks the time is ripe to start flights again after the lifting of sanctions against Serbia and a consequent notable increase in travel to and trade with other European capitals.

A number of well-known British companies, among them ICI and and ICL, have set up shop in Belgrade again, and international hotels are reporting high occupancy levels. Flights to the capital of the new federal republic of Yugoslavia will operate from London Gatwick, on Monday, Wednesday and Saturday afternoons, with late-evening return departures.

Fares start at £280 return and, subject to government approval, services will start on July 13. Gatwick is becoming a hub for east European operations. BA already flies from there to Baku, Bucharest, Moscow and Sofia and today it launches another service: three flights a week to Kiev.

Crime warning

There is some unequivocal and chilling advice from the UK Foreign Office consular department for travellers heading to El Salvador, which, it warns, is suffering from "significant lawlessness throughout the country". Victims of robberies are likely to be murdered even if they show no resistance, it says.

Such crimes occur on public or private transport, in towns or on main roads, says the FO. Avoid travelling outside the capital after dark – and do not wear jewellery. For updates, call the British embassy in San Salvador on 298 1708/1709/1455.

Aden's new airport

Yemen's Aden airport, damaged in 1994 during the two-month civil war between south and north, is to receive a $20m (£13.24m) facelift. The World Bank is lending $14m and France is providing $6m in aid. At the same time, the country's two airlines have been amalgamated as Yemenia, the name of the northern carrier, based at Sanaa. The southern airline, Al Yemda, operated from Aden. Observers believe the merger will make flying to and within Yemen quicker.



BEIRUT
DAMASCUS
Amman
0345 320100
British Mediterranean Airways

Michael Skapinker on the airport business lounge

A dubious privilege

In my first few seconds on the ski slopes, I smashed into a wooden barrier and tumbled head over heels into the snow. But Tracey Meaker, corporate communications manager at Virgin Atlantic, remained encouraging.

Tracey had chosen the easiest option for me on the ski simulator in the Virgin lounge at Heathrow airport and was kindly oblivious to my inability to manage even this.

"Well done!" she shouted as I successfully manoeuvred my way between two poles about 100 metres apart. Matters became more serious as a narrow bridge loomed. "Just go straight," Tracey said tightly, worried, no doubt, by the thought of hours by my bedside in some simulated traction unit.

I zoomed under the bridge, and a message on the screen recorded my place in the race against my virtual reality competitors: fifth out of five.

In my experience of airport lounges, I would put Virgin first out of about 55. Its lounge at Heathrow, recently refurbished, has an airy rooftop conservatory and a library.

It is not just the gimmicks which set the Virgin lounge apart: the ski simulator, the putting green, the sound-proofed music room, the hydrotherapy bath or the free massage service. It is the space and the sense of being somewhere other than in a sweaty airport terminal.

In this it differs from many business lounges whose purpose is hard to fathom. All lounges give the impression that people are fighting to get into them. Receptionists guard the doors zealously, granting entry only to those with business or first-class boarding passes.

Why should you want to get in? Because in the departure halls outside, you are packed next to people you do not know, who tread on your toes, wave newspapers in your face and force you to listen to trivial conversations on their mobile telephones.

And what is life like inside the lounges? Usually, you are packed next to people you do not know, who tread on your toes, wave newspapers in your face and force you to listen to trivial conversations on their mobile telephones. In the lounges, there is also a television blaring in the background.

It is true that in the business lounges, the chairs are padded. There are also free drinks, peanuts and newspapers. But the problem with many lounges is that they are too small for comfort. The chairs are too close together. They are also arranged in squares, forcing you to sit face-to-face with strangers. At least in the departure halls the chairs all face in the same direction.

Ask people why they want to get into the business lounges and they will say they can do their work there. They can telephone their offices and send faxes. But few people send faxes from airports and you can make a call just as easily from the telephones in the departure halls – or on a mobile from a corner of the terminal far quieter than the business lounges.

There are airports so dirty, disorganised and lacking in facilities that any business lounge, no matter how crowded, is a welcome escape. But there are many others in which the departure halls are more pleasant than the business lounges.



Schiphol in Amsterdam offers diversions like virtual reality golf to everyone, not just those in business class. Changi in Singapore has acres of brightly-lit space; the Singapore Airlines business lounge is also large, but crowded and gloomy.

The real reason people want to get into the business lounges is because so many others are kept out. It must be a privilege worth having, otherwise why are most travellers denied it?

So eager are travellers to escape the hordes outside that they will pay a fee to get into a business lounge even when they are flying economy. On display at Heathrow are brochures for something called Priority Pass.

Priority Pass says it can get you past the receptionists in 140 lounges. All you have to do is pay $99 a year and $21 every time you use a lounge. The company says it has over 100,000 members. You can find them in the business lounges in Barbados, Bologna, Boston and Brussels. There they sit knee to knee with all the other business lounge residents: all pampered, all privileged and all wondering why they are not happier.

Pleasant moments on the softer side of Sofia

The exchange rate display in the lobby of the Inter-Continental hotel in Sofia spoke volumes. The Bulgarian lev had plunged by 25 per cent in two days. In Sofia, it pays to hang on to your hard currency.

But hang on to it tightly. Bulgarian thieves are no respecters of place or status. In the crypt of Alexander Nevsky cathedral, a colleague turned to find a woman rummaging in her handbag. And it was reported that an IMF negotiator, in town to help the government out of its economic crisis, had her bag snatched in a restaurant.

Dinner-table chatter still centred on an extraordinary second half in the Bulgarian cup final, a few days earlier, when the Levsky team, losing 1-0 to Slavia, walked off the pitch 15 minutes from time in protest at an alleged fix, leaving the crowd to chant "mafia, mafia".

A new interior minister had just been appointed to replace Lyubomir Nachev, who resigned after being filmed talking to contestants in a beauty contest when many felt he should have been investigating the shooting of three policemen by extortion suspects.

Such dark happenings, officials insist, rarely affect visiting business people. But petty crime clearly can.

The pace of reform has faltered since the heady days of the democratic restoration, but things are not all bad. Sofia's energetic mayor, Stefan Sofiansky, promised to do something about the dire, potholed state of its roads when spring came – and kept his word. But the city still wears a neglected look and, as summer arrives, again faces a water shortage. Last summer, supplies were often cut off for all but two hours a day.

The airport badly needs replacing or refurbishing, but according to Assen Dyulgeron, financial adviser to Sofia's municipal authority, land acquisition has been frustrated by arguments over restitution rights.

Buying a gift to take home can be tricky. The weekend I was there, an increase in interest rates to 108 per cent steadied the lev but sent the price for an amber necklace at the open-air Russian market from $40 on Saturday to $70 on Monday.

Buy a business contact a shot of Johnny Walker Black Label, say, and you cannot be sure of getting the real thing. One hotel manager told me: "Fortunately, they're such good copycats that only a true connoisseur can tell."

The flip side of all this is that hotel rooms are usually not difficult to find. The 450-room Inter-Continental (ask taxi drivers for the Vitosha, or they won't know what you mean), operates at about 40 per cent occupancy. It has a splendid sports centre, with a large swimming pool and exercise machines, and has five restaurants, including the only Japanese eatery in the Balkans, and Window on Sofia, where diners are entertained by a young jazz trio that deserves a wider audience.

The 155-room Sheraton, in the town centre by the 4th century Byzantine church of St George, is 50 per cent full on average. On fine days its Wiener Café terrace is an excellent place for a light lunch.

In the five-star category, competition from Hilton has been delayed. Ground was broken for a new hotel but the project has gone no further. The four-star market remains largely untapped though two new hotels on the fringes of town, the Krankov and the Ambassador, have started to fill the gap.

The slow build-up of business activity in Sofia has limited the spread of up-market restaurants, apart from those in five-star hotels. One notable newcomer is 33 Chairs, named because that is the number of people it can handle. Popular with the diplomatic community, it has tables inside or in a lovely courtyard, but the cooking and service exemplify the uncertainties of an emerging free economy. Against that you would be hard pressed to spend more than £15 a head.

For all the country's problems, doing business in Sofia offers pleasant moments. When the sun shines, café society blossoms. An *al fresco* espresso can cost a mere 10p. Bulgarian wine has improved greatly. (In one shop I found Cabernet Sauvignon "bottled for Sainsbury's").

And if you are stuck there over a weekend in winter, the Inter-Continental can organise a day's skiing at nearby Vitosha, or more distant Borovets, with equipment and ski suit hire, lift pass and transport all included for $100 or less.

Roger Bray

CATHAY PACIFIC

WE'RE ALL EARS

50 1946 - 1996

Swire Group

OUR MORE PERSONAL BUSINESS CLASS NOW OFFERS YOU MORE PERSONAL SERVICE

In Asia, business is more personal. That's why we've added more flight attendants to our long-haul Business Class cabins; to provide more ears to better listen to your needs. They heard you asking for a wider choice of Asian and Western cuisine. So, now you can choose from up to four entrées and two desserts at dinner, as well as a wider selection of Asian teas. You'll also enjoy more local specialities such as Kaiseki meals on selected services to Japan and Satay service on flights to and from Malaysia. Of course, we're not simply listening to you, we're responding with the thing that really sets us apart - service that always comes from the heart.

The Heart of Asia.

هكذا من الاصل



ALDEBURGH
Hans Werner Henze's association with Britten, Pears and the Aldeburgh festival stretches back more than 40 years, and the festival is playing a prominent part in Henze's 70th birthday celebrations. The BBC *Symphony* gives the UK premiere of his "Appassionamente" at the opening orchestral concert on Saturday, and his chamber and vocal music is also well represented. The other programme feature is W.H. Auden (left), who worked closely with both Henze and Britten.

LONDON
Two contrasting artists of the postwar era are the subject of retrospectives this week, both opening on Thursday. The American Pop artist Claes Oldenburg, at the Hayward Gallery, is notorious for transforming the familiar into the realm of the extraordinary - in his "soft" sculptures and colossal monuments. The Tate Gallery offers a 70th birthday tribute to the British artist Leon Kossoff, best known for his portrayal of the changing face of London's urban landscape.

Alan Bennett's "Habeas Corpus" returns to London this week. A new production, directed by Sam Mendes, opens at the Donmar Warehouse on Wednesday. The cast includes Brenda Blethyn, winner of the Best Actress award at Cannes, Celia Imrie, and Imelda Staunton.

FRANKFURT
Lucio Fontana (1899-1968) is the latest in a line of key postwar European artists to be showcased at the Schirn Kunsthalle. Fontana caught the attention of a wider public with his perforated canvas surfaces (left), which made him appear as a destructor of easel painting and a precursor of conceptual art. This retrospective includes 200 works and opens on Thursday.

NEW YORK
A panoramic survey of African art, first seen at the Royal Academy of Arts in London, opens on Friday at the Guggenheim Museum. The earliest of the objects is more than one and a half million years old, but there are also works from this century. The exhibition will serve as the focus for a city-wide celebration of African culture.

Ingmar Bergman's staging of Moliere's "The Misanthrope" is brought to the Brooklyn Academy of Music on Saturday by the Swedish Royal Dramatic Theatre.

PARIS
An exhibition of 20th century British sculpture at the Jeu de Paume puts the emerging talents of Damien Hirst and Rachel Whiteread in the context of older generations, represented by Henry Moore (20 works), Barbara Hepworth, Anthony Caro and others. Part of the show will consist of open-air works in the Tuileries. It opens tomorrow and runs till mid-September.

YORK
The York Cycle of Mystery Plays, adapted by Liz Lochhead, opens on Thursday at York's Theatre Royal. John Doyle directs.

CHICHESTER
Peter Ustinov appears in his own play "Beethoven's Tenth", at the Chichester Festival Theatre, opening on Thursday. John Neville co-stars.

SALISBURY
"After Extra Time" is the latest work of composer, pianist (and QPR supporter) Michael Nyman (right), premiered with his 12-piece band at the Salisbury Festival on Wednesday. The national tour takes in London (Festival Hall), Liverpool (Philharmonic Hall) and Birmingham (Symphony Hall).

Novel approach to classics

Jackie Wullschlager discusses what are proving to be successful transfers from page to stage

A new play leaves an auditorium empty these days, while a new adaptation of a novel, from Alan Bennett's *The Wind in the Willows* at the Olivier to *Wuthering Heights* in Eastbourne, packs a 700-seater every night.

This week, the novel-as-play stakes are raised. The most impossible book to dramatise must be *War and Peace*, which is previewing at the Cottesloe, and was sold out even before telephone bookings began. Another heavyweight, Thomas Hardy's *Jude the Obscure*, opens on June 10 at the Lyric, Hammersmith. Jane Austen's *Mansfield Park* is at the Chichester Festival, *Northanger Abbey* comes to Greenwich, *Lady Chatterley*, with nude simulated sex, has just ended at the Cockpit Theatre, and Cliff Richard is to star in *Heathcliff*, the musical, next year.

Can such ambitious adaptations work, and why do we love them so? Blockbuster adaptations, like the RSC's *Les Misérables*, are traditionally hits, but novels-as-plays have recently become a staple form of popular theatre. They have made the names of two of our most daring companies, Shared Experience (*Mill on the Floss*, *Anna Karenina*) and Method & Madness (*Emma*, *A Handful of Dust*).

Adaptations work on big stages or small, with large casts or tiny, with infinite doubling and tripling of roles, and so they have kept box offices happy across the country. They also celebrate our culture's new romance with the classics. "People like to be told stories, and there is something solacing about the 19th century – its novels have such wonderful, juicy stories," says Mike Alfreds, founder of Method & Madness and director of *Jude*.

Until Oscar Wilde in the 1890s, there were no important Victorian dramatists, and Alfreds' theory is that "a lot of novelists were playwrights *manqués*", crying out to be put on stage.

"They wrote drama that's read rather than drama that's seen – it's very visual, they describe the lighting, paint pictures of people, Dickens says things like 'Mr Guppy enters left'."

Alfreds is drawn to the richness and complexity of novels – "plays aren't like that" – and the opportunities they give for innovation. His *Jude* has a cast of four, and through close-ups of Hardy's sexual pairs distils the themes – "relationships: what is the best way of living together, should you get married or not, single parenthood" – which Alfreds feels give the novel resonance.

The key is to reinvent a book theatrically, rather than worry about the integrity of page-to-stage conversion. Novels-as-plays are an exciting instance of cross-fertilisation in the arts because theatre builds on the new sexiness of classics created by screen adaptations such as *Pride and Prejudice*, but stakes out its own territory.

Exciting cross-fertilisation: Martin Marquez and Abigail Thaw in a scene from 'Jude the Obscure' by the Method & Madness company

Sharon Kean

Television thrives on nostalgia, costumes, spinning plots over many episodes. What makes theatre adaptations powerful are compression and emotional intensity. On television, says Helen Edmundson, who adapted *War and Peace* for Shared Experience, "you can just tell the story, but a play has to open the subject up, ask questions".

Sets are minimal. "No coaches or cannons, nowhere to hide," says Richard Hope, who stars as Pierre, "we ask the audience to bring their imaginations with them." Hope's challenge as the introspective, doubting hero is "to bring in someone's conscience in a theatrical way".

"My only criterion of whether a play works is if I feel emotionally engaged," says Edmundson. She picks novels "where characters are very deep and there's good psychology. If I find lots of secret desires and thoughts, I think, brilliant, I can find a way of physicalising them."

After Shared Experience's acclaimed *Anna Karenina* in 1992, Edmundson "madly" put *War and Peace* on a list of possibilities to discuss with Richard Eyre, director of the National Theatre, who seized on it. The pitfalls are huge: how to balance war, peace, the intricate plot, the essences of the three main families, the philosophy?

Edmundson's way in was to let a central theme – "how much we try to control our lives...how much we let life take us along, which leads to happiness, should we be looking for happiness at all?" – dictate choices of character, omissions, dramatic method. The focus on inner lives demanded some "scary devices". Onstage, Napoleon debates with Pierre on Tolstoy's life-and-death questions. A prologue set in today's Hermitage bids for political contemporaneity.

Sometimes the novel will not bend to modern forces. Edmundson regretted that the gutsy, agonised heroines end up "absorbed in cosy domesticity".

> *'We ask the audience to bring their imaginations with them'*

"I tried to place the emphasis on the danger threatening the happy home, but this is Tolstoy's Natasha and Tolstoy's Maria, he can claim them whenever he wishes."

The chance to see a favourite novel, not just rethought for our times, but pushing out the limits of theatre, pulls audiences. Alfreds and Shared Experience's Nancy Meckler are innovators who, with troupes like Simon McBurney's Theatre de Complicite and Declan Donellan's Cheek by Jowl, have transformed British acting during the past 15 years by emphasising a more physical, less text-based, style of performance.

Recent, startling page-to-stage hits, such as Meckler's 1994 *Mill on the Floss*, belong to this trend. Their impetus comes in part from radical European directors such as Tadeusz Kantor, who favoured emotional expressionism over naturalism, and whose stocks-in-trade were adaptation, improvisation, a mix of text, dance, mime.

Can any novel work within this frame? I have yet to see a satisfying, live Jane Austen. "She is so popular it doesn't matter what you do," says Alfreds, who was dissatisfied with his own *Emma* last year ("we couldn't quite get the irony out on stage").

Hardys have been variable (one actor muttered about his dull career as "Wessex yokels, various"), Dickens' grotesques and melodramas are usually winners. The high sentiment of the Russian novels can transfer well. "Actors have their emotions near the surface anyway, like Russians, and are able to draw on that," suggests Hope.

War and Peace, a generation project which will not be done again for decades, will be the most trenchant test yet.

War and Peace previews from June 7, opens June 25. *Jude the Obscure* opens June 10.

Obituary

Tamara Toumanova

Tamara Toumanova has died at the age of 77. Known as the "Black Pearl" of the ballet, Toumanova was one of the "baby ballerinas" who created a sensation in the revived Ballets Russes companies of the 1930s. She was born in a railway train near Shanghai in 1919 when her parents were fleeing Russia.

Her great gift for dancing was revealed early on. At eight years old she made her debut at the Paris Opéra in the children's ballet *L'éventail de Jeanne*, after studies with Olga Preobrazhenskaya.

She continued with this illustrious teacher until she was engaged by George Balanchine as one of the three child dancers who were the stars of the revived Ballet Russe de Monte Carlo which came into being in 1932.

Unforgettable in the roles Balanchine made for her there – notably in *Cotillon* – Toumanova followed Balanchine when he left the Ballet Russe to form Les Ballets 1933, for which company she danced further leading roles.

With the failure of this troupe after seven months, Toumanova rejoined the Ballet Russe and became one of its most celebrated artists during the 1930s.

She also danced in musical comedy, appeared with a rival Ballet Russe company and made her first film – *Days of Glory* – in Hollywood in 1943. In the following year she married its producer, Casey Robinson.

Thereafter Toumanova was to become a guest with several major ensembles.

Notable among these were Ballet Theater and the Paris Opéra – where she created roles for Balanchine and for Lifar (his *Phèdre*) – the Ballet of La Scala, Milan, and the Grand Ballet du Marquis de Cuevas.

With the Festival Ballet she made an unforgettable impression by her dramatic and technical bravura in an otherwise unremarkable staging of *La Esmeralda*.

Toumanova continued to make films – *Tonight We Sing* and *Invitation to the Dance*; Hitchcock's *The Torn Curtain* and Billy Wilder's *Private Life of Sherlock Holmes* – and also to tour with a concert programme in which she was partnered by Vladimir Oukhtomsky.

Toumanova brought to her every interpretation a magnificently assured technique, and a physical glamour typified by Arnold Haskell's description of her as the "Black Pearl".

After retiring from dancing, she continued to live in Hollywood with her devoted mother. Her latter years had been much shadowed by renal disease.

Clement Crisp

INTERNATIONAL ARTS GUIDE

■ AMSTERDAM

DANCE
Het Muziektheater
Tel: 31-20-5518117
● *Nederlands Dans Theater I*: perform William Forsythe's choreography Say bye bye, to music by Vater, and the world premieres of new works by Jiri Kylián and Paul Lightfoot. Part of the Holland Festival; 8.15pm; Jun 3, 5
EXHIBITION
Stedelijk Museum
Tel: 31-20-5732911
● Munch and After or The Obstinacy of Painters: late work by Edvard Munch (1863-1944) and work by contemporary artists who admired him or whose work he influenced; to June 9

■ ATHENS

CONCERT
Athens Concert Hall
Tel: 30-1-7282333
● Les Arts Florissants: with conductor William Christie perform Jean-Joseph Cassanéa de Mondonville's Grands Motets: Dominus regnavit, De profundis, In exitu Israel and Magnus Dominus; 9pm; Jun 4, 5

■ BERLIN

CONCERT
Deutsche Oper Berlin
Tel: 49-30-3438401
● Orchester der Deutschen Oper Berlin: with conductor Maxim Schostakovich and cellist Mischa Maisky perform works by R. Schumann and Shostakovich; 8pm; Jun 5
EXHIBITION
Berlinische Galerie - Martin-Gropius-Bau
Tel: 49-30-254860
● Anne Ratkowski - Eine vergessene Künstlerin der Novembergruppe: exhibition devoted to the work of the German painter Anne Ratkowski, a member of the Novembergruppe, a movement of Expressionist artists formed in Berlin in 1918. The display includes still lifes and portraits; to Oct 13

■ BOLOGNA

EXHIBITION
Galleria d' Arte Moderna
Tel: 39-51-502859
● Gilbert & George: an Anthology: retrospective exhibition devoted to the work of the British artist-duo Gilbert & George. The display includes some 100 large works from the 1970s to the present; to Sep 8

■ BRUSSELS

CONCERT
Palais des Beaux-Arts
Tel: 32-2-5078466
● Koninklijk Filharmonisch Orkest van Vlaanderen: with conductor Grant Llewellyn and violinist Christian Tetzlaff perform works by Mozart, Berg and Brahms; 8pm; Jun 6

■ COPENHAGEN

EXHIBITION
Nationalmuseet - The National Museum Tel: 45-33 13 44 11
● Sultan, Shah and Great Mughal: museum exhibits and photographs illustrating the religion, history and culture of the world of Islam; to Sep 30

■ DORTMUND

EXHIBITION
Museum am Ostwall
Tel: 49-231-5023247
● Gerrit Thomas Rietveld: retrospective devoted to the Dutch architect and designer Rietveld (1888-1964); to Jul 21

■ DRESDEN

OPERA
Sächsische Staatsoper Dresden
Tel: 49-351-49110
● Nabucco: by Verdi. Conducted by John Fiore and performed by the Sächsische Staatsoper Dresden; 7pm; Jun 4, 7

■ DUSSELDORF

EXHIBITION
Kunstmuseum im Ehrenhof
Tel: 49-211-8992460
● Otto Piene - Retrospektive: *retrospective devoted to the works* of the German artist Otto Piene (b. 1928). The display includes paintings, drawings, sculptures and inflatables – large sculptures filled with helium; to Aug 11

■ EDINBURGH

DANCE
Edinburgh Festival Theatre
Tel: 44-131-5296000
● Cinderella: a choreography by Matthew Hart to music by Prokofiev, performed by the London City Ballet and the Royal Scottish National Orchestra; 7.30pm; Jun 4, 5, 6 (also 2pm), 7, 8 (also 2.30pm)

■ LEIPZIG

OPERA
Oper Leipzig Tel: 49-341-1261261
● Die Zauberflöte: by Mozart. Conducted by Bareza and performed by the Oper Leipzig and the Gewandhausorchester; 7.30pm; Jun 5

■ LONDON

ART & ANTIQUE FAIR
Olympia Tel: 44-171-6033344
● The Fine Art and Antiques Fair: more than 130 dealers showing furniture, porcelain, ceramics and glass, watercolours, oils and old master drawings, clocks and barometers, silver, jewels, enamels, and textiles; from Jun 6 to Jun 16
CONCERT
Barbican Hall Tel: 44-171-6388891
● Royal Philharmonic Orchestra: with conductor Daniele Gatti perform works by Ravel, Hindemith and Brahms; 7.30pm; Jun 4
EXHIBITION
The Hayward Gallery
Tel: 44-171-9604242
● Claes Oldenburgh: an Anthology: around 150 sculptures, maquettes, drawings, notebook sketches and film of the American artist's work; from Jun 6 to Aug 18

■ LOS ANGELES

MUSICAL
Pasadena Civic Auditorium
Tel: 1-818-449-7360
● Ain't misbehavin': by Fats Waller. A new production of the Broadway musical; Tue - Sat 8pm, Sun 7pm, Sat, Sun also 2pm; from Jun 4 to Jun 9

■ MUNICH

CONCERT
Nationaltheater
Tel: 49-89-21851920
● Bayerisches Staatsorchester: with conductor Peter Schneider and horn-player Johannes Dengler perform works by Hindemith, R. Strauss and Brahms; 8pm; Jun 3, 4

■ NEW YORK

EXHIBITION
Brooklyn Museum
Tel: 1-718-638-5000
● The Art of Thomas Wilmer Dewing: Beauty Reconfigured: American artist Dewing (1851-1938), a key figure in the American "cult of beauty" at the turn of the century, was known for his paintings of women in interior settings and in atmospheric landscapes; to Jun 6

■ PARIS

CONCERT
Salle Pleyel Tel: 33-1 45 61 53 00
● Ensemble Orchestral de Paris: with conductor Armin Jordan and horn-player Radovan Vlatkovic perform works by R. Strauss; 8.30pm; Jun 4
DANCE
Théâtre National de l'Opéra - Opéra Garnier
Tel: 33-1 42 66 50 22
● Ballet de l'Opéra National de Paris: Petit's choreographies Rythme de valses, Camera Obscura ou l'amour est aveugle and Le Loup; 7.30pm; Jun 4, 5

■ STOCKHOLM

DANCE
Kungliga Teatern - Royal Swedish Opera House Tel: 46-8-7914300
● Romeo and Juliet: a choreography by Kenneth MacMillan to music by Prokofiev - Royal Swedish Ballet; 7.30pm; Jun 4, 6

■ VIENNA

CONCERT
Musikverein Tel: 43-1-5058681
● Ensemble Kontrapunkte: with conductor Peter Keuschnig, soprano Gabriele Fontana and baritone Peter Weber perform works by Mautner, Orff/Wanek, Françaix and Schoenberg; 7.30pm; Jun 5
● Ernst Kovacic: the violinist performs works by Bischof, J.S. Bach and Essl; 7.30pm; Jun 4
OPERA
Wiener Staatsoper
Tel: 43-1-514442960
● Il Barbiere di Siviglia: by Rossini. Conductor Asher Fisch and the Wiener Staatsoper; 7.30pm; Jun 4

Listing compiled and supplied by ArtBase The International Arts Database, Amsterdam, The Netherlands. Copyright 1996. All rights reserved. Tel: 31 20 664 6441

WORLD SERVICE

BBC for Europe can be received in western Europe on medium wave 648 kHZ (463m)

EUROPEAN CABLE AND SATELLITE BUSINESS TV

(Central European Time)

MONDAY TO FRIDAY

NBC/Super Channel:

07.00
FT Business Morning

10.00
European Money Wheel
Nonstop live coverage until 15.00 of European business and the financial markets

17.30
Financial Times Business Tonight

CNBC:

09.00
Squawk Box

10.00
European Money Wheel

18.00
Financial Times Business Tonight

Michael Prowse · America

The debt timebomb

The US is better placed than its competitors, but still needs to ease the budgetary strains caused by an ageing population

The US is facing the worst debt crisis in its 220-year history. If nothing is done, the ratio of debt to gross domestic product will rise to 300 per cent or more, making the debt spike of world war two look insignificant. As the debt spirals upwards, foreign investors will dump US assets. Share and bond markets will crash, sending the dollar into a tailspin. And the real economy will enter a contraction of a duration and severity never previously experienced by Americans.

I found this chilling prognosis not in a racy Wall Street circular but in the latest economic report of the nonpartisan Congressional Budget Office, an organisation not given to overstatement. The CBO does not expect such a catastrophe to occur, but it is evidently concerned that Washington policymakers are not yet focusing on the fiscal consequences of an ageing population.

The failure of Bill Clinton and the Republicans to reach agreement on balancing the budget by 2002 has prompted yawns rather than alarm because the debt threat seems to be easing of its own accord. The deficit is expected to drop to only $144bn this year – or 1.9 per cent of GDP, the lowest percentage of national income since 1979. If no further action is taken, it will drift higher in the next five years, but most economists expect it to remain at or below 3 per cent of GDP – a respectable performance by European standards.

The CBO, however, is worrying about what will happen after 2008, when baby-boomers start retiring. The drop in the birthrate and the increase in life expectancy will cause the ratio of workers to retirees to fall sharply – from about 4.8 in 1990 to 2.8 by 2030. This may not sound a lot, but it is enough to wreak havoc with the government's finances. The labour force will barely grow after 2010, reducing payroll tax receipts slightly as a share of national income. Meanwhile, outlays on pension and medical benefits will mushroom, reflecting both a larger recipient population and the rising real cost of these services.

The likely burden on the economy is impossible to gauge precisely because estimates of economic growth over long periods are highly uncertain. The CBO thus presents various "scenarios" which make different assumptions about the labour supply, the nation's capital stock and "total factor productivity" (output growth not attributable to growth of either capital or labour).

It also tries to assess the importance of negative "feedback" effects – for example the fact that high public deficits would crowd out private investment and raise interest rates. This would depress growth and cause even higher debt-to-GDP ratios than would occur in the absence of feedback effects.

However it manipulates the numbers, the CBO reaches only one conclusion: the promises implicit in existing entitlement programmes for the elderly simply cannot be met. Under almost any reasonable assumptions they would result in an unthinkably onerous federal debt. On a base scenario allowing negative feedback effects, the CBO reckons the budget deficit would rise to between 26 per cent and 37 per cent of GDP by 2030, depending on the growth of spending on other items, such as national defence. The federal debt would soar to between 300 and 400 per cent of GDP – a level of indebtedness far exceeding anything in previous US history, as the chart shows.

These are sobering projections, but they are not grounds for a loss of faith in the US economy. In the first place most other large countries are facing even more daunting fiscal challenges. By 2030 the elderly dependency ratio (people aged over 65 as a percentage of those aged 20-64) is expected to rise to 36 per cent in the US, against 21 per cent in 1990. But this compares favourably with estimates of an increase to 43 per cent in the UK, 49 per cent in Japan, and 54 per cent in Germany.

And the US's pension promises, although excessive, are less outrageous than those in most competitor countries which tend to have more generous welfare states. The International Monetary Fund recently calculated that relative to GDP, the present value of unfunded pension liabilities in the US is less than a third that in France, Germany and Japan.

The US also has the advantage of starting with the lowest ratio of public spending to GDP of any rich nation. Public debt spirals out of control in the CBO projections because of the effect of compound interest over long periods. The US could, if it chose, cope with the fiscal threat simply by raising federal taxes gradually.

An increase in the tax burden from 20 per cent of GDP today to 28 per cent of GDP in 2050 would be sufficient to keep the budget permanently balanced. Yet even after a tax increase that most Americans would rightly regard as monstrous, the overall tax to GDP ratio would still be lower than it is today in France or Germany. The US, because of its past virtue, can thus absorb fiscal strains that would destroy other nations.

But its greatest advantage is that radical reforms, such as the partial or full privatisation of public pensions, will be easier to achieve than in Europe or Japan. Americans are instinctively more willing to consider free market alternatives to public programmes than their counterparts abroad.

The idea of letting young people manage their own private pensions is already winning support among both Republicans and Democrats. There is also agreement in principle that public healthcare schemes should adopt the "managed care" techniques that have greatly reduced the growth of medical costs in the private sector. The US is thus likely to find ways to curb growth of spending on the elderly – and thus avoid the need for swingeing increases in taxation – regardless of which party controls the White House over the next 50 years.

What is less clear is how quickly the US will move to avert this long-term threat. Acute fiscal strains will not become evident for more than a decade – a lifetime for many politicians. The point that watchdogs such as the CBO need to hammer home is that the longer action is delayed, the greater will be the ultimate cost of defusing the debt timebomb.

On unchanged policies the US faces an unsustainable debt burden



Source: Congressional Budget Office

LETTERS TO THE EDITOR

Number One Southwark Bridge, London SE1 9HL

We are keen to encourage letters from readers around the world. Letters may be faxed to +44 171 873 5938 (please set fax to 'fine'), e.mail: letters.editor@ft.com Translation may be available for letters written in the main international languages.

US not weakening its commitment on trade

From Mr Erik R. Olbeter.

Sir, In your May 7 and May 28 editorials, "World trade at risk" and "WTO at sea", you question the US commitment to free trade and cite the recent US balking at the telecom negotiations as proof. While the US did refuse to sign the proposed World Trade Organisation accord, I disagree with your assertion that this action represents a "fundamental weakening of US commitment to the multilateral trade system".

On the contrary, the US remains the champion of free trade, as demonstrated by the US position in the WTO's negotiating group on basic telecom (NGBT).

At the onset of the negotiations, the US led the charge for open competition by offering to liberalise completely its market. However, more than two-thirds of the offers made overtly restricted foreign participation in domestic markets. While some proposals were "better than expected", the majority were clearly protectionist.

The reasons the US rejected a deal that promised minimal liberalisation are twofold. Without reciprocity, closed markets mean a continuation of the spiralling US trade deficit in telecom services (currently $4bn), while placing US companies at a disadvantage in international markets. Furthermore, signing an accord at the WTO would prohibit the US from leveraging its market to encourage further liberalisation.

On a more principled level, why should any country sign a global accord when more than two-thirds of the negotiating parties have not committed to true liberalisation? Critics of the US action at the NGBT are better served focusing on the "free rider" problem in the WTO than attacking a member eager for real competition.

If market opening offers do not improve significantly in the next ten months of NGBT negotiations, countries that are liberalised-minded such as the US should again reject them, and this time opt for bilateral agreements.

Undoubtedly WTO advocates will push for an agreement – no matter what the impact on competition.

Although bilateral deals are not the "best" solution, they do promote competition and protect consumers from price gouging at the hands of foreign monopolies.

Erik R. Olbeter,
director of telecom projects,
North Atlantic Research,
Economic Strategy Institute,
1401 H Street NW,
Suite 750,
Washington DC 20005,
US

Create code

From Mr Walter Grey.

Sir, Samuel Brittan's assertion (Economic Viewpoint, May 23) that "if the Maastricht criteria for monetary union and the proposed European stability pact did not exist, they would have to be invented" may enrage some but should encourage others – like the International Monetary Fund.

If, as he pointed out, the IMF is concerned about bulging budget deficits and mounting debt burdens, it could take a leaf out of the Maastricht book and draw up a general code of economic practice for the guidance of all member states. In the light of agreed criteria, each country's performance could then be monitored and critically assessed.

Besides helping to avert Mexico-type financial crises, this could lead to a gradual improvement in economic management standards, to the benefit of domestic and international stability. It is a cause in which the UK, an IMF founding father and ostensibly a reformed character, should play a leading role.

Walter Grey,
12 Arden Road,
Finchley, London, UK

Reward for the fight against apartheid

From Mr Chris Jones.

Sir, If President Mandela truly wishes to be "doggedly loyal to those who contributed to the fight against apartheid" ("Another burden to carry", May 21), the South African business community should be the first to be rewarded. It was economic growth, not protest politics, that played the vital role in destroying the National party's feudal fantasies and creating post-apartheid South Africa.

As far back as the second world war, this path was clear: the pass laws had to be suspended in order to mobilise black labour to meet wartime demand. The urbanisation that followed destroyed apartheid faster than it could be created: during the Verwoerd years the number of blacks living in "white" areas grew year by year. At Verwoerd's assassination in 1966, "white" South Africa enjoyed a black majority, and the need for a skilled labour economy would soon force open the higher education system to blacks. The repression of the Vorster years, which fuelled the protest movement, was a symptom of the failure of apartheid, not a sign of its triumph.

The problem, I fear, is not that President Mandela and his advisers don't understand this historic process, but that they instinctively feel that narrow political loyalties and a continuation of anti-apartheid rhetoric will bring them the greatest rewards in terms of power and privilege.

Chris Jones,
20 Antonine Gate,
St Albans,
Hertfordshire AL3 4JB, UK

Folly if barriers are created in UK rugby

From Mr Tony Kennett.

Sir, Keith Wheatley raises important issues in "Rugby's small fry may rebel" (May 28). Obviously I cannot comment on behalf of the other 19 senior English clubs but I am sure they will to a large degree share our views at Blackheath.

It is generally acknowledged that Blackheath is the oldest open rugby club in the world. Since our foundation in 1858, we have prospered and our success today is due in no small measure to one key fact. We have always recognised and valued the important role which local clubs in the south-east corner of England have played in our success. The fact that Blackheath has supplied more internationals than any other club is a tribute to this close relationship.

What does provide cause for alarm in the new world of professional rugby union is the avowed intention of some of our fellow top 20 clubs to abandon their junior teams. It will be folly beyond belief if the top clubs seek to establish barriers between club players and professional players.

Rugby union has thrived and prospered because of the informal structure which links local clubs to national clubs. Long may this continue.

Tony Kennett,
chairman, development and funding committee,
Blackheath Football Club,
The Rectory Field,
Charlton Rd,
Blackheath, SE3 8SR, UK

When there's international business at stake, we put our best people on the case.

We may not have a global branch network.
But we do have a rapid-response task force of fast-thinking staff, ready to roll whenever you need them.

L-Bank is the development agency of the German federal state of Baden-Württemberg. Not the biggest of banks perhaps, but certainly one of the most ambitious. As an international issuer, L-Bank has risen to join the world's top ten. And in global corporate finance, too, L-Bank maintains a high profile. Not through high-rise pomp and splendor but through high personal commitment. A single call is all it takes to bring one of our corporate finance experts jetting to your side. With no branch office blocking the way, your wishes reach the ears of the people who count, at head office, directly. Short decision-making paths save time and money – yours and ours. Small wonder, then, that we send our best people packing.
L-Bank, Schlossplatz 10/12,
D-76113 Karlsruhe, Germany.
Telephone INT 721/150-0.

L-BANK
Landeskreditbank Baden-Württemberg

FT Interview · **Donald Johnston**

Global free-trade mission

The new secretary-general of the OECD tells **Gillian Tett** and **Guy de Jonquières** about his plans for the organisation

Mr Donald Johnston, who takes over today as secretary-general of the Organisation for Economic Co-operation and Development, has lost no time taking executive decisions. One of his first has been quietly but firmly to spurn an OECD offer to pay to have his Paris residence redecorated.

Such thrift is in character with the 60-year-old former Canadian budget controller's unpretentious style. But it also recognises that the OECD, long known as the "rich man's club" of industrialised nations, has fallen on hard times and must find new ways to justify its keep.

During his five-year term Mr Johnston faces a daunting task. While wrestling with a tight budget squeeze, he needs also to define – and sell to the OECD's 27 members – a fresh mission for an organisation that is in danger of being sidelined by events.

"The OECD is in a transitional period, because the world has changed dramatically. But there has not been a conscious decision by the members about what that implies," Mr Johnston says.

In part, the organisation is a victim of its success since it was set up in the 1960s. Its role as an economic bulwark against communism was made obsolete by the fall of the Berlin Wall, while the importance of the sound fiscal management and micro-economic reform it has long preached is now widely accepted.

At the same time, the OECD risks losing influence as a think-tank, talking shop and discreet negotiating forum for the most powerful economies, because the world's economic centre of gravity is shifting increasingly towards Asia and other fast-growing regions.

Yet almost all the OECD's members are European and North American countries. Japan remains its only Asian member, although South Korea is negotiating to join.

Mr Johnston's big idea for resolving these dilemmas is to turn the organisation into a vehicle for promoting global free trade, while helping member governments cope better with the domestic political consequences of remorseless international competition. He says he is increasingly alarmed by rising protectionist pressures in the west. But as a former politician – unlike his recent predecessors – he also understands the difficulty of maintaining support for free trade among voters who feel threatened by it.

Reuter

Donald Johnston: wants to promote reform in rest of world

"Everyone says there is no question that there is a net gain from free trade," he says. "But the question men and women on the street ask is: what will it do for me, for my kids, for my husband who has lost his job?"

Mr Johnston is equally worried by the "real menace" of regional trade groups such as the North American Free Trade Agreement. He fears businesses will come to view these groupings as alternatives to the multilateral trade system, leading to fragmentation of the world economy.

To avoid that risk, he says, government leaders need to dedicate themselves as enthusiastically to strengthening multilateral principles as to building regional groupings.

In particular, World Trade Organisation members should set a timetable and a deadline for achieving global free trade.

The OECD, he argues, can play an important role by helping governments persuade sceptical electorates that liberalisation is good for them, and by helping their economies to restructure.

"In North America, for example, many communities are almost one-industry communities that will be adversely affected by free trade," Mr Johnston says. "The question is how adjustment is going to occur and who will be the net winners."

Mr Johnston has two cards to play. One is the OECD's credentials as the only international forum in which governments regularly exchange views on almost every type of economic activity, from pensions to tourism.

The other is its capacity for thorough and often innovative policy analysis. Mr Johnston underlines the importance of its extensive work on labour markets, which has found that deregulation and flexible working practices are essential to create new jobs.

He says the OECD's expertise in this area will be particularly valuable in underpinning free trade, because unemployment is driving the protectionist backlash.

However, Mr Johnston's ambitions extend beyond helping tired old economies deal with painful change.

He also wants the OECD to take a lead in promoting liberalisation and reform in the rest of the world.

But here the organisation's exclusivity poses a problem. Though trade with emerging markets is vital for western growth, Mexico is the only developing country to belong to the OECD. Hungary and the Czech republic recently entered, and Poland is expected to do so soon. Last month, Russia startled OECD ministers by applying to join.

Mr Johnston is wary of enlarging membership too fast. Instead, he hopes the OECD can build closer ties with non-members and promote global free trade by putting its analytical resources at the service of the WTO.

The thinly-staffed WTO could certainly use more research capacity. But any suggestion that the OECD might become its think-tank would raise developing countries' hackles.

Most view the Paris-based body as a vehicle for the narrow interests of the older industrialised countries. Nor are they likely to be reassured by the fact that Mr Johnston owes his new job to strong support from the US, traditionally the OECD's biggest paymaster.

Sensitivities have already been inflamed by US-led negotiations in the OECD to formulate international rules for direct investment. Developing countries fear that OECD members will attempt to impose their eventual agreement on the WTO without consultation.

Mr Johnston blames the ill-feeling on mismanaged communications but appears still unclear about how to patch up the argument or to persuade poor countries to accept his organisation as an ally.

His first priority, however, must be to rally OECD governments around a coherent vision of the organisation's longer-term role.

That will be made no easier by the challenge of reaching decisions as membership grows larger and more diverse.

Mr Johnston hopes governments will modify the current consensus principle, which allows every member a veto. But he admits: "I am not sure that members have a unified view or that anyone has any easy answers."

His success in finding answers and putting them into effect will be the toughest test of his leadership. It may also determine whether the OECD has a future after he steps down.

هكذا من الأصل

FINANCIAL TIMES

Number One Southwark Bridge, London SE1 9HL
Tel: +44 171-873 3000 Telex: 922186 Fax: +44 171-407 5700

Monday June 3 1996

Peace and Netanyahu

When Israeli voters first rejected Shimon Peres, in May 1977, and elected the late Menachem Begin, they were widely held to have voted against peace. Yet within two years Begin was to sign a peace treaty with Egypt.

That precedent must temper reactions now to the victory of Benjamin Netanyahu. His election campaign mixed hawkish rhetoric with signs of awareness that the Israeli public broadly supports the "peace process", and that Israel cannot completely ignore international opinion. He must know, in particular, that much of Israel's recent prosperity derives from the perception of foreign investors and trading partners that the Arab-Israel conflict is drawing to a close. If that perception falters so will foreign investment in Israel, and Israeli penetration of some important emerging markets, notably in south-east Asia.

Mr Netanyahu's parliamentary majority, and therefore his government, will be full of hawkish figures. But, as Israel's first directly elected prime minister, he should enjoy greater freedom from parliamentary control, and therefore greater authority over his colleagues, than many of his predecessors. Also, he inherits treaties and commitments to Israel's neighbours which he says he will respect. The peace process should therefore go on, at least in form.

That process was by no means assured of success even if Mr Peres had been re-elected. He had pledged to make no concessions on the status of Jerusalem, and indeed it is hard to imagine any Israeli government renouncing sovereignty over the thick belt of Jewish housing estates which now surround the city, in what is still legally Arab territory. Mr Peres had also alienated many Palestinians, including crucially some Israeli Arab voters, by his tough response to the Hamas terrorist attacks in February and March, and by his savage and indiscriminate reprisals for attacks by the Hizbollah resistance movement in southern Lebanon in April.

By such methods Mr Peres sought to retain power, instead of telling the electorate, as he should have, that since Hamas and Hizbollah were out to destroy the peace process Israel's best response was to press on with it unflinchingly. Governments seldom win elections by stealing the opposition's clothes. Many Israeli voters must have felt that, if a tough anti-Arab policy was called for, Mr Netanyahu rather than Mr Peres was the man to carry it out.

Mr Peres's defeat is also a defeat for the US, which sought to help him by offering uncritical support. The Clinton administration now has to establish good relations with a new Israeli leader who has good reason to distrust it, but also has to undo the damage done to its allies and protégés in the Arab world. Many of these, having invested heavily in the peace process, are now badly compromised in the eyes of their own public.

With his own re-election in mind, Mr Clinton will no doubt give priority to the former of these tasks, at least until November. But he should at least hold Israel to its existing commitments, including the withdrawal of Israeli troops from Hebron by mid-June and the inclusion of Jerusalem in the agenda of the "final status" talks which began last month. If Mr Netanyahu's first act as prime minister is to renege on these, he will indeed be serving notice that his victory is a blow to peace.

Year at the Bank

James Wolfensohn has been president of the World Bank for a year. He took on an institution crying out for leadership and a cause that needed advocacy. He has exploited his charm, energy, enthusiasm and contacts to provide both. Doubts remain. On balance, however, the report card on his first year is favourable.

Mr Wolfensohn inherited a demoralised institution under attack from both the socially concerned left and the free-market right. As a publicly supported financial intermediary, its raison d'être had been undermined by the growth of private finance. Net lending was stagnant. The ability to provide concessional assistance for the poorest of its clients was under threat.

Against this background, Mr Wolfensohn has at least three big achievements to his credit.

First, he has defended the bank's role as a public development institution. Just as governments play a central role in creating the conditions for progress, so an international agency has a valid role in supporting them.

Second, he has greatly improved the bank's image and external relations, winning at least the respectful attention of its critics. He has, as a result, secured renewed support for the International Development Association, the Bank's soft lending arm. He has also won plaudits for his willingness to tackle the burden of debt owed to multilateral institutions by some of the poorest developing countries.

Third, he is trying to change the culture of the bank, to orient it towards results, towards individual performance and towards meeting the demands of clients. He has recognised that the bank was too inward-looking and bureaucratic. He has also understood that many of its clients have a choice. They will come to the bank if it offers what they want, not what it thinks they need.

Yet questions remain. This is partly because it will take years before the effects of his actions become clear. To an extent, they never will, since the bank provides just a few ingredients of development. It is also because there are doubts about his capacity to choose between alternatives, to manage complex internal changes and to impose coherent strategic purposes upon the energies he has released.

Yet Mr Wolfensohn deserves the benefit of the doubt. He understands the importance of economic development. He realises that the bank's credibility depends on its making a difference – and being seen to do so. What he has achieved thus far justifies at least the hope that he will achieve the revitalisation he seeks.

Sinn Féin's move

There is always a risk that elections in Northern Ireland will polarise opinion, squeezing the moderates in nationalist and unionist communities alike. The strong showing of Sinn Féin and of Mr Ian Paisley's Democratic Unionists in the poll for the new Northern Ireland Forum reflect that danger. At first glance, the results appear to strengthen the relative position of Mr Gerry Adams, the Sinn Féin president, and to weaken that of Mr David Trimble, the leader of the mainstream Ulster Unionists.

But these elections were a means to an end rather than an end in themselves. The new Forum has no real powers. It is designed instead as a gateway into the all-party talks due to start on June 10. All those committed to peaceful efforts to build a new constitutional settlement in the province are assured of seats at the negotiating table.

For the moment, this must exclude Sinn Féin. Unless and until the IRA restores its ceasefire the London and Dublin governments are rightly determined to bar its political wing from the talks. In spite of Sinn Féin's 15 per cent share of the vote, the Republican movement cannot claim a mandate from the ballot box until it puts aside its Armalites.

Mr Adams will continue to argue otherwise. He has suggested that Sinn Féin is an organisation distinct from the IRA. The reality is that they are inextricably linked, with the military commanders firmly in charge. If not, Mr Adams would secure a seat at the table simply by denouncing all those who support violence.

It is reassuring that on this central condition for entry to the talks Mr John Bruton, the Irish prime minister, is as robust as his British counterpart Mr John Major. Their two governments, however, have still to resolve some remaining differences if the negotiations are to start on time. These concern the remit for a special sub-committee which will deal with arms decommissioning and the role to be played in the talks by Mr George Mitchell, the former US senator who produced an independent report on the weapons issue earlier this year.

Dublin is anxious that, in the event of an eleventh-hour IRA ceasefire, the talks must not be derailed at the outset by wrangling over arms. London is understandably sensitive to the demands of unionists that some weapons must be destroyed during the negotiations. The two governments must quickly bridge these differences. Then it will be for Sinn Féin/IRA to show whether it shares the aspirations of the vast majority in Northern Ireland who voted last week for peace.



Under pressure to get together

Talk of further consolidation in the world power engineering industry is in the air after a disappointing start to the 1990s, says **Stefan Wagstyl**

The 1990s have gone seriously wrong for the world's power engineering companies. What was widely expected to be a decade of expansion has turned into a long war of attrition.

The prospect of supplying power stations to China and other developing countries, combined with anticipated business from new, independent power producers in the developed world, had leading electrical engineering companies working overtime to expand capacity.

But they moved much faster than their prospective customers. The forecast flood of orders has come more slowly than most manufacturers expected, leaving the industry locked in a ferocious price war which shows little sign of ending.

Last year, Westinghouse of the US, one of the top six which dominate the market, posted a $207m loss in its power systems division, including write-offs. The other five integrated manufacturers – the US's General Electric, ABB, the Swiss-Swedish group, Siemens of Germany, GEC Alsthom, the Anglo-French company, and Mitsubishi Heavy Industries of Japan – saw their margins in power engineering severely squeezed.

The financial results are particularly galling because in other respects the manufacturers are performing better than ever. Companies which once did business in protected national markets in cosy agreements with state-owned utilities have in the past 10 years been forced to compete more aggressively with each other. The quality and reliability of their equipment has been transformed and manufacturing costs have fallen by up to 50 per cent in a decade. But still profits are hard to come by.

After a 30 per cent fall in prices since 1993, the makers hope the market will stabilise. But it is more a hope than an expectation. As Mr Randy Zwirn, chief operating officer of Westinghouse's power generation business, says: "The way we have to run this business is to assume prices will keep falling."

The manufacturers are reacting with cost reductions, including job cuts and closures. This year, Westinghouse shut a generator plant employing 650 at Pensacola, Florida, and moved production elsewhere. Siemens has cut capacity in newly-acquired east German plants.

At GEC Alsthom, Mr Pierre Bilger, chief executive officer, says: "We anticipate a period of cuts as a consequence of market conditions."

The key question is whether the pressures will be enough to force the industry to consolidate. The last big mergers in the late 1980s saw the birth of ABB, from Asea of Sweden and Brown Boveri of Switzerland, and the formation of GEC Alsthom, from the energy and transport interests of the UK's GEC and France's Alcatel Alsthom.

Today, industry speculation focuses on Westinghouse, which last year dramatically changed direction with the acquisition of CBS, the broadcasting network. Westinghouse executives admit the company's traditional manufacturing businesses, including power and nuclear energy, sit uneasily alongside its glamorous new interests.

Westinghouse denies it is planning more big disposals following the sale of its defence business this year. But as Mr Zwirn says: "We are not trying to sell our business but you can never say never."

Rivals believe disposal may not be so far away. A senior European industry executive says: "Westinghouse has got to be the top candidate for a sale."

Ironically, Westinghouse has been a significant contributor to the industry's expansion. After years of neglect, the company invested heavily in power, renovating its range of traditional steam turbines for coal-fired plants and entering the fast-growing new market for gas-fired turbines. With the help of an overhaul of its factories and an alliance with the UK's Rolls Royce, which provided gas turbine technology, Westinghouse made rapid inroads into the market.

Its move coincided with an expansion into eastern Europe by ABB, which bought low-cost production bases in Poland, the Czech Republic and elsewhere. GE, meanwhile, increased by 20 per cent the capacity of its modern gas turbine factory in Greenville, South Carolina. According to GE, while steam-turbine manufacturing capacity stayed unchanged at about 70,000MW a year, gas turbine capacity rose 70 per cent in 1990-94 to 36,000MW.

Gas turbine sales also grew rapidly, but not fast enough: only about 30,000MW were sold last year. Companies leap-frogged each other with price cuts to secure orders.

In developed countries, manufacturers hoped that electricity liberalisation, notably in the huge US market, would produce orders from independent companies challenging the old utilities. But after a flurry, orders slowed as electricity companies realised the extent to which deregulation would force existing producers to become more efficient and cut power prices.

Plant manufacturers expect little recovery in business before the industry finishes restructuring to cope with its new competitive environment – perhaps not before the year 2000. Mr Adolf Hüttl, a Siemens board member, says: "The biggest question mark in the industry is the future of US power plants."

As for nuclear energy, the prospects for new business are even bleaker. The last three plants to be built in western Europe and north America have recently come on stream (including the UK's Sizewell B) and there are no more on the order books. Only east Asia offers possibilities with Japan, South Korea, China and Taiwan planning more nuclear plants.

In the developing world, there is no shortage of demand but a great shortage of funds, even in countries such as China where economic growth is rapid. Projections of developing countries' electricity requirements suggest the world's installed power plant capacity might need to grow 60 per cent by the year 2010 – which means 1,750,000MW of orders for equipment makers. Manufacturers can even today collect preliminary proposals for at least 1,000,000MW-worth of schemes in China, India, Indonesia and other developing countries.

But the problem for manufacturers is deciding which plants will be built. As Mr Ron Pressman, vice-president of marketing at GE's power systems division, says: "The challenge is to screen the real projects from those based on a hope and a prayer."

Mr Pressman estimates that a private sector project in a developing country can take seven years to bring to fruition. As the charts show, GE expects the slow completion of developing world schemes to keep the power engineering market flat over the next few years.

Delays in the $2.5bn power plant under construction in India by a consortium led by Enron, the US energy company, highlight Mr Pressman's point. Although the scheme for Maharashtra state was earmarked by Delhi for rapid approval, it took two years before contracts were signed. Soon after, the Maharashtra state government changed and the project had to be renegotiated. Now that the central government is in turmoil following the recent general election there is still no final word on the renegotiated scheme.

In China, approvals come faster. But the scale of the market has encouraged every big manufacturer to bid for business, driving prices down. Also, Chinese enterprises have imposed other tough conditions, including some that oblige manufacturers to transfer technology and carry out an ever-increasing share of work in China. For example, GEC Alsthom must transfer know-how for steam turbines under the terms of a $2bn contract for expanding a nuclear plant it built at Daya Bay near Hong Kong.

Under competitive pressure, the shape of the industry is changing. Whether or not Westinghouse sells its power business, the industry is likely to consolidate further, principally through alliances and acquisitions to share development costs and secure low-cost production centres in developing countries.

For example, ABB's network in eastern Europe and the former Soviet Union, which employs over 30,000 of the group's 211,000 staff, is growing at the rate of an acquisition a month. The portfolio includes a switchgear factory in a Bulgarian village and a Ukrainian plant making missile control systems which ABB will convert to industrial use. GE is busy tightening its links with Italy's Nuovo Pignone, a diversified turbines and compressors group, where it bought control in 1994. Westinghouse last year beat rivals to a joint venture with Shanghai Electric Corporation, China's biggest power plant maker, in which it is investing $100m. Mr Zwirn of Westinghouse says: "The massive costs of new projects mean we need more co-operation."

Meanwhile, manufacturers are forging closer financial ties with customers, notably investing in private power stations – in effect putting capital into their customers' projects. Siemens estimates it has invested in 30 per cent of the projects it has on its order book. Mr Hüttl says: "If we don't invest we don't get the business."

Manufacturers are also putting increasing emphasis on after-sales service, in an effort to recoup low margins on new projects with service revenues. At GE, for example, service last year accounted for two-thirds of the $4bn turnover in power – and an even higher (undisclosed) share of profits.

The all-round skills needed to compete simultaneously in building, alliance-making, financial investment and servicing gives enormous advantage to the big integrated companies. The time when this battle of the giants is resolved is fast approaching. As GEC Alsthom's Mr Bilger says: "The number of players is already low, so future regroupings will be harder to do than before. But in five years the industry will be quite different."

· O B S E R V E R ·

Picking up the threads

■ Well-heeled investment bankers on Wall Street may not think about it often, but Lehman Brothers would not exist without a dash of southern German wanderlust blended with a spot of Deep South enterprise. It was in the 1840s that Henry, Emanuel and Mayer Lehman left Rimpar, near the Bavarian town of Würzburg, and fetched up, a shade improbably, in Montgomery, Alabama, to found a dry goods store to serve the bustling cotton trade.

Part of this tortuous route into investment banking – the move from dry goods to Wall Street was made in the 1880s – is now being retraced. A bunch of Lehmans, who have long since shed their connection with the bank, are descending on Rimpar later this month, at the invitation of the mayor. Headed by John Loeb, former ambassador to Denmark and a great-grandson of one of the brothers, the delegation will be there for an exhibition about the family and the unveiling of a plaque on the original Lehman house. Sir William Goodhart, the British QC, who is Loeb's cousin, will be showing up.

Today, there are no relatives left in Germany – many having perished during the Nazi era, including Eva Lehman Thalheimer, who was killed at the Treblinka concentration camp. However, her first cousin, the late Henry Lehman, governor of New York during the depression and the second world war, helped some 65 other family members flee the Nazis.

So why is Lehman Brothers not making something of this renaissance of interest in its founders' birthplace? Well, when there's a Robert Lehman wing in the Metropolitan Museum of Art – donated by the man who led the Wall Street firm for 45 years until 1969 – a plaque somewhere in Bavaria probably doesn't do much for the image.

Sum problem

■ KHD teeters on the edge of bankruptcy. And Deutsche Bank, Germany's biggest bank, and not very proud owner of 47.7 per cent of the company, comes over all shy once again.

The terminally unchatty bank was unable even to confirm that KHD's supervisory board was holding a meeting last week. Odd that – given the board is chaired by one Michael Endres, himself a board member of Deutsche. And where did the get-together take place? Yep, the bank's own headquarters in Frankfurt.

One of the few things Deutsche is prepared to give away concerns the number of banks in the lending consortium – 60, it says. KHD gives a figure of about 45 – and appears to be right. Ah well, who said banks could count?

Turning turtle

■ Surely it was only last month that President Glafkos Clerides of Cyprus was sounding off about the evils of unrestrained tourist development? He was addressing a gathering of Greek Cypriot businessmen, and the thrust of the speech lay in the need to preserve the island's natural resources for future generations.

Nothing surprising in that – tourism accounts for one-fifth of the Greek Cypriots' income these days, and there are precious few bits of unspoiled coastline left as it is. Still, his words may have come as a bit of a surprise to executives from Thanos Hotels, owned by foreign minister Alecos Michaelides and his family. The Clerides cabinet granted Thanos a special dispensation to build a 300-bed luxury hotel on the Asprokremos beach in the Akamas peninsula – about the last undeveloped chunk of southern Cyprus. The project is opposed by environmental groups, who complain that bright lights and disco music will disturb the nesting marine turtles.

Nor is it just the greens. ETEK, the Greek Cypriot technical chamber, has decided to take the Clerides government to court – for allowing Thanos's new hotel to cover more of the site than it should under Akamas zoning rules.

Michaelides points out, a trifle defensively, that the cabinet relaxed zoning rules for other boteliers without triggering any comeback, let alone a lawsuit from one of the its advisory bodies. Anyway, the last thing he needs are any distractions – now that he is so tied up with promoting Cyprus's bid to join the EU.

Brush with poor

■ It was the perfect photo-opportunity – the human face of the International Monetary Fund, in the shape of Michel Camdessus, wrapped in overalls and helping to paint the exterior of a small house in one of Lima's poorest shanty-towns. And the IMF's managing director drew enthusiastic applause from the locals – even if they had somehow been led to believe it was the boss of the World Bank they were expecting.

Peru's increasingly populist president, Alberto Fujimori, has used the whirlwind visit to refocus attention away from Peru's ominously large external debt and on to the internal, "social" debt his country has with its poor. If that message hadn't got through to the IMF, next time Camdessus came to town, Fujimori warned, he would find himself visiting 10 hillside shanty-towns, instead of a mere three. Not often the threats are issued that way round.

The Financial Times

100 years ago

The Presidential Campaign

Washington:- The opponents of Major McKinley state that if he be nominated by the Republican Convention as a candidate for the Presidency of the United States, the result will be that the actual election of the President will be thrown upon Congress. A careful estimate shows that in this event 27 out of 45 states will vote in favour of a Free Silver candidate, whoever he may be. It is asserted that the Silverites have adopted a plan to secede both from the Democratic and Republican conventions unless each platform declares in favour of silver.

[William McKinley became the 27th president of the US in 1897]

50 years ago

U.S. Loan to France

Paris:- M. Leon Blum, French Ambassador Extra-ordinary, told a press conference here that "no pressure was exerted, or conditions of any kind – civil or military, political or economic – were requested by the Americans" before the conclusion of the Franco-American loan agreement. M. Blum returned here from Washington after concluding an agreement for a £342,000,000 U.S. loan to France.

FRUEHAUF TRAILERS
Carrying the nation's goods
For information call 01252 [illegible]

FINANCIAL TIMES
Monday June 3 1996

brother
PRINTERS
FAX MACHINES

Renewed Chechnya fighting puts Yeltsin's pre-poll pledge at risk

By Chrystia Freeland, recently in Grozny

One of Russian president Boris Yeltsin's most daring pre-election promises threatened to go up in flames yesterday when fighting broke out in Chechnya despite a ceasefire which formally went into effect on Saturday.

Four Russian soldiers were killed and at least five others injured when their tank ran over a land-mine yesterday in the Chechen capital Grozny.

On Saturday, Russian forces and Chechen separatists fought pitched battles in the contested south-west corner of Chechnya.

The fighting threatens to discredit Mr Yeltsin's claim last week, on a lightning visit to Chechnya, that the war was won.

The ceasefire agreement, signed in a high-profile ceremony in the Kremlin last week by Russian officials and rebel leaders, was seen as a brilliant piece of campaigning by Mr Yeltsin, who faces a strong challenge from communist rivals before the June 16 presidential poll.

But now that it has been violated just hours after coming into effect, the pact could seriously tarnish Mr Yeltsin's political image.

Over the weekend in the hills of Chechnya, separatist field commanders, believed to be crucial to any lasting peace, were sceptical about the ceasefire and warned that their commitment to independence had not wavered.

"If I speak the truth, I do not believe that Yeltsin will keep his word," Mr Doku Makhaiev, the bearded commander of separatist forces in south-west Chechnya, said, cradling a Kalashnikov in his lap as he sat in the courtyard of his village home in Gekhi.

To the sound of gun battles in the nearby forest, Mr Makhaiev said he and his men would abide by the ceasefire unless they were attacked, but in a sentiment echoed by many Chechens, he warned that the Kremlin meeting last week had not swayed the rebels from their commitment to full independence.

"The battle for sovereignty, for independence, has been going on for one-and-a-half years," said the carpenter who sold off his horses to buy guns and join the Chechen resistance when Russian forces first entered the republic in 1994.

"We have suffered too much to stop now," said Mr Makhaiev, who has lost three brothers in the fighting. "Of course, we do not want to fight, but there can be no road back, we will fight to the last Chechen."

In a sign that even if Mr Zelimkhan Yandarbiyev, the former poet who became leader of the separatist forces last month, was willing to compromise he might encounter stiff resistance from his field commanders, Mr Makhaiev said he had been against the Kremlin meeting from the outset.

"It is Yeltsin who began the war and I did not think we should give him points ahead of the elections," Mr Makhaiev said.

Russian soldiers were equally sceptical. "Yeltsin is cunning and he is collecting votes," said Andrei, a 19-year-old soldier, standing bare-chested on top of a tank at the Russian military's heavily fortified airport headquarters.

"But the war will never end here, it will still be going on in 2000. The people are crazy, they are monkeys, they are mountain goats."

Closer to hard rouble, Page 2

Czech reforms stall after poll setback for Klaus coalition

By Vincent Boland in Prague

The Czech Republic's rapid economic reforms have been suspended indefinitely after voters refused to give the outgoing coalition of Prime Minister Václav Klaus a fresh mandate in parliamentary elections at the weekend.

Preliminary official results of the election showed the three-party centre-right government two seats short of an overall majority in the 200-member parliament after a good showing by the main opposition Social Democrats (CSSD).

Mr Klaus's Civic Democratic party (ODS) won 29.6 per cent of the vote against 26.4 per cent for the CSSD. But projections showed the ODS and its two coalition allies, the Christian Democrats and the Civic Democratic Alliance, won only 99 seats even though their overall vote increased slightly compared with the last election in 1992.

The result is a big setback for Mr Klaus, whose signature is on many of the country's achievements in the past four years. Analysts said it could conceivably cost him the prime minister's post in a new government "if that were the price of stability".

Mr Klaus was clearly disappointed by his failure to win a majority, but he said he was confident he could form a new government. Such a minority administration may not last long, and there was speculation of a fresh poll as early as next spring after elections to the Senate later this year.

The big winner in the election was the CSSD, led by the economist Mr Miloš Zeman, which campaigned relentlessly on the theme of Mr Klaus's failure to tackle social problems, including a healthcare crisis and low wages, and alleged corruption in privatisation. The party almost trebled its parliamentary representation to 61 seats.

The CSSD has little prospect of forming a leftwing government, however, because Mr Zeman has refused to contemplate a coalition with the unreformed Communist party, which polled 10.3 per cent and won 22 seats, 13 fewer than in the outgoing parliament.



Václav Klaus: election result could cost him the prime minister's post in a new government "if that were the price of stability"

The other winner, which analysts said cut into ODS support as much as the CSSD, was the far-right Republican party. It polled 8 per cent of the vote and increased its seats by four to 18 on a virulently anti-gypsy and anti-German platform.

President Václav Havel is expected to ask Mr Klaus, as the leader of the biggest party in the new parliament, to form a government. While the outgoing coalition is expected to regroup, it will be handicapped by its lack of a majority and will have to get a governing programme through a newly hostile parliament.

The deadlock has cast a spotlight on Mr Havel, the man most identified with the country's transition to democracy.

He is now expected to play a crucial mediating role in behind-the-scenes negotiations in the next few weeks in a severe test of the country's constitutional order.

THE LEX COLUMN

Angling for change

Anglo American is every corporate financier's dream. A group which straddles almost every facet of the South African economy, and much more, it is the perfect candidate for a break-up. Even after a strong share price performance, it trades at a 9 per cent discount to net asset value, of which over 90 per cent represents listed investments. And while its size ensures cheap borrowings, its labyrinthine structures hide attractive assets and restrict both growth and competition. Substantial shareholder value could be unlocked.

However, shareholder value does not seem to feature prominently in the Anglo lexicon. And even the growing political pressure for unbundling as a means of developing a more competitive and racially balanced economy has fallen on deaf ears – apart from a minor gesture, spinning off Johnnic. Eventually, Anglo may have no choice, but so far it has made it clear it will not voluntarily break itself up. It does not even concede that the likely lifting of exchange controls – a necessary precursor to an efficient break-up – would make it a more attractive option.

That said, Anglo's performance last year does not increase pressure for change. Its dollar-denominated businesses such as gold, platinum and pulp and paper benefited a little from the weakening rand, but the full benefits will only emerge this year. Minorco had an excellent year, and the prospects for De Beers are equally exciting, following its recent agreement on Russia's diamond exports. Nonetheless, Anglo's NAV discount has narrowed substantially beyond its traditional average of around 15 per cent. Given political risks, and a slowing economy, further upside looks limited.

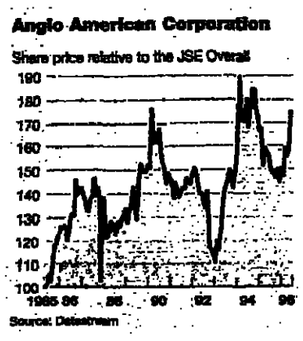

Bank of Italy

The Bank of Italy is taking a refreshingly tough line on keeping the government's traditionally wayward spending habits under control. It has thrown away the administration's figures on the budget overshoot, emphasising that the deficit will be around L18,000bn ($11.54bn) or a third larger than previously admitted. Moreover, it has deflected pleas from Italian industrialists for lower interest rates and a softer lira, by pointing out that the corporate sector's profit margins are at record levels. Central bank governor Mr Antonio Fazio claims that until the government is tough on spending cuts, he will not cut interest rates.

Nonetheless, rate cuts still look inevitable. The Bank of Italy has been commendably harsh on inflation, leaving interest rates untouched for over a year, despite a series of rate cuts elsewhere in Europe. However, Mr Fazio has painted a glum picture of the economy, with economic growth due to halve to around 1.5 per cent this year. Against this backdrop inflationary pressures should ease. And while inflation is unlikely to dip below the 4 per cent threshold, which he has named as a necessary trigger for cuts, it should start getting close. So long as his former boss, treasury and budget minister Mr Carlo Azeglio Ciampi, can produce a sufficiently tough mini-budget – and the Bank of Italy's message should help encourage parliamentary approvals – a 1 percentage point cut should swiftly follow. After all, given the national debt of around L120,000bn, rate cuts are the easiest way to reduce the budget deficit.

Valuing utilities

Here is a puzzle for efficient-market theorists: why, in the face of plenty of evidence, do so many investors cling to a ham-fisted method of valuing Britain's utilities – on yields?

Theory, of course, says yields can be as good a guide to value as any other. By definition, a company is worth the sum of all the dividends it will ever pay; a yield valuation which gets a stock's dividend growth potential right, as well as the risks, will be spot on. But in practice, largely as a result of under-gearing and high levels of dividend cover, valuations based on current pay-out levels have consistently underestimated utilities' potential to shovel out cash – a point bidders have not been slow to spot.

In time, yield-based valuations will be easier to get right – when utilities have finally got their balance sheets in order and run out of scope to outsmart their regulators – and the shares will look more like bonds. The fact remains, however, that Britain's utilities are mostly a long way from that.

What should investors do? The best answer is to pay more attention to balance sheets and cash flow. In practice, this means looking at cash flow interest cover, enterprise value to cash flow multiples and taking the trouble to run full-blown discounted cash flow models.

This kind of analysis is no Holy Grail; it is tricky, for instance, to allow for the occasional enthusiasm of regulators and governments to get their own hands on investors' cash. And utilities may themselves waste it. But cash flow projections do give investors a basic yardstick against which to judge a utility's future dividend-paying potential. So even if investors are too fond of yields to part with them, they would still have a better chance of getting them right.

Close/Hill Samuel

Close Brothers' acquisition of Hill Samuel's corporate finance department is a vivid illustration of the transitory nature of merchant banking glory: Hill Samuel's star, one of the brightest in the sky 10 years ago, is all but eclipsed, while Close Brothers' is undoubtedly in the ascendant. And though the price was undisclosed, that was probably to avoid embarrassing Hill Samuel's owner Lloyds TSB Group by revealing the paltriness of the sum.

Takeovers of people businesses like merchant banking are notoriously difficult to manage, but Close's record – for example in the case of marketmaker Winterflood Securities – is a good one. By taking on the Hill Samuel team lock, stock and barrel, the chances of preventing the best staff and clients from walking are improved.

So far, Close Brothers' success has been built on picking its markets carefully, and targeting a very specific position in those markets. In corporate finance, this niche has been advising small and medium-sized companies. The Hill Samuel acquisition will allow it to set its sights slightly higher. This is fine, as far as it goes, but in the long term there is a danger in moving towards the mainstream. It is comfortable to be a niche merchant bank, but medium-sized firms have found it hard to survive. For the moment, expansion of its fund management business still offers another fruitful route to growth. But Close should not forget that small is beautiful.

Istanbul highlights 'megacity' blight

By John Barham in Istanbul

Istanbul, host to the United Nations' second Habitat conference on urban development, is afflicted by many of the problems confronting the developing world's "megacities".

That is one reason why the Turkish capital was chosen for the conference, which opens today.

Mr Recep Tayyip Erdoğan, mayor of Istanbul since 1994 and a prominent figure in the Islamist Refah party which governs the city, has built a reputation for himself and his party for honest governance, an issue high on the conference agenda.

Mr Mustafa Açikalin, secretary-general of the municipality, says "the biggest problems when we took over were corruption, waste, pollution, water shortages". He claims that hard work, honesty and efficiency plus some good luck, have allowed the Refah administration to make more considerable progress in two years.

However, the private sector's participation in managing and developing the city's infrastructure is limited to the traditional role of contractor. Unlike an increasing number of cities around the world, Istanbul has not established a strong public-private sector partnership.

Migration is a bigger problem than infrastructure for Istanbul, but the two overlap. Migrants fleeing rural poverty and violence in Turkey's wartorn Kurdish south-east region are arriving in Istanbul at a rate of about 1,000 a day.

A senior civil servant at the energy ministry says: "The only way to stop migration is to bring in residence permits to stop people moving to the major cities."

Private sector key to tackling urbanisation problems, Page 4

FT WEATHER GUIDE

Europe today

High pressure over France and the Low Countries will bring sunny periods and lighter winds. A frontal system over the eastern Atlantic will bring rain to western parts of the British Isles. Spain will be sunny with temperatures up to 33C in the south. A frontal zone over the Alps will cause rain and a few thunder storms. Northern Italy will also have a few thunder storms during the day. Eastern parts of the Mediterranean will remain settled, but northern Greece will have thunder showers. Showers are expected in eastern parts of Sweden and southern parts of Finland. Elsewhere it will be partly cloudy but will remain mostly dry.

Five-day forecast

High pressure will strengthen over western Europe and the Baltic Sea. This will lead to hot conditions over France and the Benelux. At the same time active low pressure will form over Italy causing rain and thunder storms. Eastern and northern Europe will remain settled.

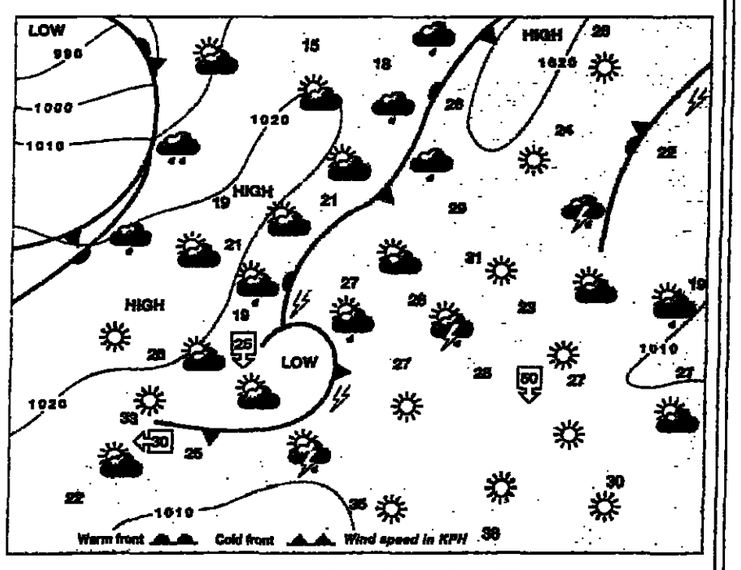

Situation at 12 GMT. Temperatures maximum for day. Forecasts by Meteo Consult of the Netherlands

TODAY'S TEMPERATURES

	Maximum Celsius											
			Beijing	fair	32	Caracas	cloudy	31	Faro	fair	27	Madrid	fair	28	Rangoon	shower	32
			Belfast	rain	14	Cardiff	cloudy	16	Frankfurt	fair	22	Majorca	shower	20	Reykjavik	cloudy	11
Abu Dhabi	sun	43	Belgrade	fair	30	Casablanca	sun	23	Geneva	shower	19	Malta	fair	25	Rio	fair	23
Accra	cloudy	30	Berlin	shower	21	Chicago	shower	22	Gibraltar	fair	25	Manchester	shower	16	Rome	fair	25
Algiers	fair	21	Bermuda	shower	22	Cologne	fair	21	Glasgow	rain	13	Manila	thund	33	S. Frsco	sun	26
Amsterdam	fair	18	Bogota	thund	19	Dakar	fair	30	Hamburg	fair	18	Melbourne	cloudy	18	Seoul	fair	28
Athens	fair	28	Bombay	fair	34	Dallas	sun	32	Helsinki	shower	19	Mexico City	fair	22	Singapore	fair	32
Atlanta	thund	27	Brussels	fair	19	Delhi	fair	44	Hong Kong	cloudy	30	Miami	fair	32	Stockholm	cloudy	18
B. Aires	sun	18	Budapest	fair	30	Dubai	sun	42	Honolulu	sun	31	Milan	fair	25	Strasbourg	shower	21
B.ham	fair	17	C.hagen	fair	17	Dublin	rain	15	Istanbul	fair	24	Montreal	fair	26	Sydney	fair	21
Bangkok	thund	35	Cairo	sun	31	Dubrovnik	fair	27	Jakarta	thund	32	Moscow	sun	26	Tangier	sun	28
Barcelona	fair	20	Cape Town	fair	17	Edinburgh	shower	15	Jersey	fair	14	Munich	shower	23	Tel Aviv	fair	27
									Karachi	sun	35	Nairobi	fair	24	Tokyo	fair	23
									Kuwait	sun	45	Naples	fair	27	Toronto	fair	23
									L. Angeles	fair	25	Nassau	fair	31	Vancouver	cloudy	20
									Las Palmas	fair	25	New York	rain	19	Venice	fair	26
									Lima	cloudy	19	Nice	shower	23	Vienna	fair	28
									Lisbon	fair	27	Nicosia	fair	30	Warsaw	fair	28
									London	fair	19	Oslo	sun	20	Washington	fair	22
									Lux.bourg	cloudy	19	Paris	fair	21	Wellington	fair	11
									Lyon	shower	19	Perth	shower	18	Winnipeg	sun	19
									Madeira	fair	22	Prague	shower	23	Zurich	shower	20

The airline for people who fly to work.
Lufthansa

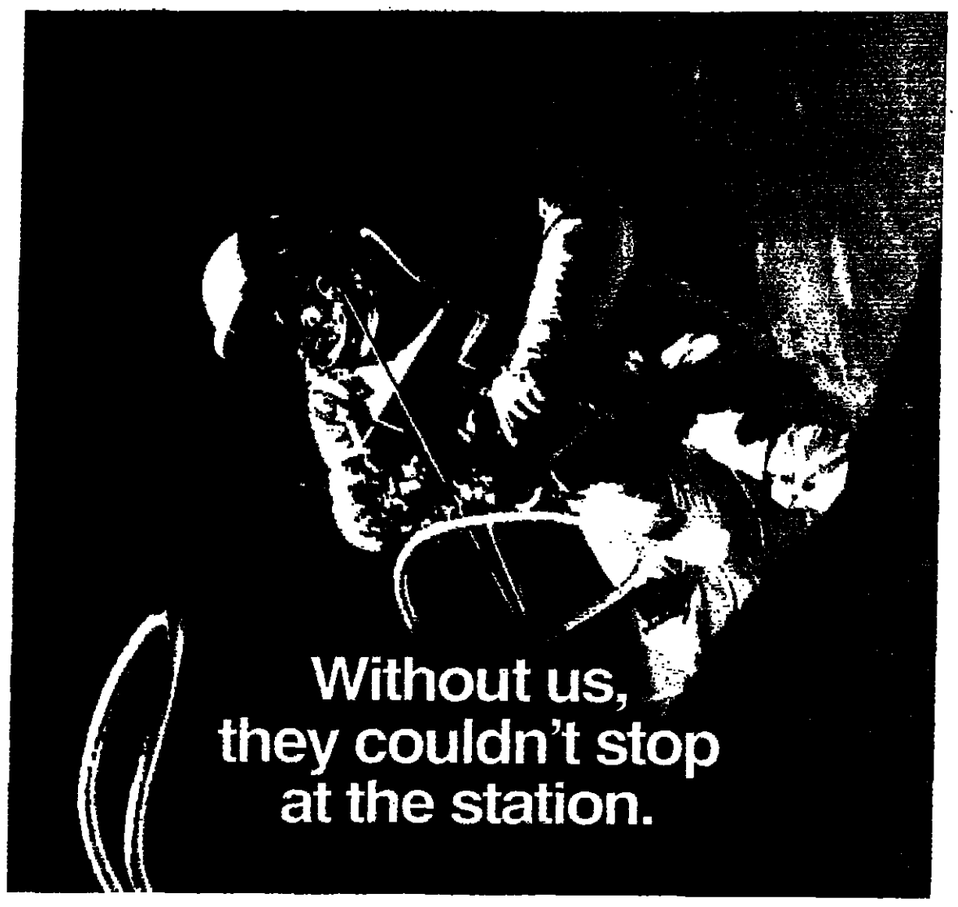

Fluid carrying systems supplied by **Bundy's** Titeflex division, world leader in advanced hose technology, will ensure that astronauts enjoy a home from home when NASA's International Space Station goes into orbit.

The Titeflex system – developed in partnership with McDonnell Douglas Space and Defense Systems – will transfer oxygen, nitrogen and water for on-board life support systems. Other Titeflex hoses are integral to the station's thermal control systems. With lives dependent on 100% product reliability, even when outer space temperatures fall below -100°F, NASA's choice of Titeflex hose systems is a tribute to their ability to accomplish the most challenging missions.

Bundy is one of TI Group's three specialised engineering businesses, the others being **John Crane** and **Dowty**. Each one is a technological and market leader in its field. Together, their specialist skills enable TI Group to get the critical answers right for its customers. Worldwide.

TI GROUP

WORLD LEADERSHIP IN SPECIALISED ENGINEERING

For further information about the TI Group, contact the Department of Public Affairs, TI Group plc, Lambourn Court, Abingdon, Oxon OX14 1UH, England.

هكذا من الاصل

KIVETON PARK STEEL
SUPPLIERS OF QUALITY BRIGHT STEEL

FINANCIAL TIMES
COMPANIES & MARKETS

© THE FINANCIAL TIMES LIMITED 1996

Hunterskil Howard
Business Services
WOLSELEY plc
The name behind the name

Monday June 3 1996

KHD rescue depends on Saudi goodwill

By Michael Lindemann in Bonn

A rescue package for Klöckner-Humboldt-Deutz, the German engineering group which faces bankruptcy after uncovering hidden losses of DM650m ($422m), depends *largely on the goodwill of* Saudi Arabian businesses which ordered three cement plants from the group, according to executives close to the talks.

Mr Anton Schneider, KHD chief executive, was yesterday still holding talks in Saudi Arabia with the companies which ordered the plants from the group's KHD Humboldt Wedag subsidiary. The aim was to persuade them to waive penalty clauses, which start to bite if timetables are not kept *to, and to make payments even* if KHD has not met all its targets.

The penalties are understood to be so big that they could deter banks from agreeing the rescue package.

Mr Schneider, who was already in Saudi Arabia last *weekend after the losses* emerged, is accompanied by Mr Hans-Jürgen Wischnewski, a former Social Democrat minister who used to sit on KHD's non-executive supervisory board.

Should the Saudi Arabians agree to KHD's terms there is a chance, according to executives, that about 45 banks will agree to a rescue package – believed to be worth DM750m – for the company. "The Saudis have to play their part," a KHD executive said.

*The package is due to be dis*cussed on Wednesday at the Frankfurt headquarters of Deutsche Bank, which holds a 47.7 per cent stake in KHD. Mr Michael Endres, a Deutsche Bank board member, has been co-ordinating the efforts to find a way of rescuing KHD. *the third time such an attempt* has had to be made in the past seven years.

Having bought a number of properties from KHD last year, the city of Cologne, where KHD is based, is likely to buy *further plots of land*, worth about DM100m.

The state of North Rhine-Westphalia was working with Cologne and was expected to provide unspecified guarantees, KHD executives said.

Union representatives said the KHD workforce, which totals 9,425, would also be prepared to take wage cuts and *forego other benefits to help* find additional savings of DM100m.

"That is an offer about which we are prepared to negotiate with the management," a union official said.

There were also reports at the weekend that KHD would sell off its Humboldt Wedag unit and find other partners for its diesel engine business. However, the company refused to comment.

Competition for the cement plants which Humboldt Wedag *is building was fierce* – there are four or five companies worldwide which specialise in such business. In an effort to boost their new order books, Humboldt Wedag executives appear to have taken on the contracts over a period of about two years, regardless of *consequences*.

Anglo American defends its diversity

By Mark Ashurst
in Johannesburg

Anglo American Corporation has scotched speculation that it will unbundle its non-core interests to focus on its natural resources business when exchange controls are abolished in South Africa.

Mr Julian Ogilvie Thompson, chairman, said results for the *year to March "attest to the* group's successful strategy of geographic and business diversity". Net income for the year rose 30 per cent to a record R4.4bn ($1bn).

The announcement sends a *clear signal to the government*, which is embroiled in controversy over an undisclosed draft of its antitrust and competition policy, that Anglo has not softened its resistance to pressure for a restructuring of the country's biggest conglomerates.

Earlier in the week, Mr Cyril Ramaphosa, secretary-general of the African National Congress, told the South African Chamber of Business, the business lobby group, that eco*nomic reform was stalling* because there was "no sense of urgency among business leaders and even some political leaders".

Mr Ramaphosa quits parliament this month to become *deputy executive chairman of* New Africa Investments, South Africa's largest black-controlled company. He will lead its bid for Anglo's 48 per cent stake in Johnnies Industrial Corporation (Johnnic), the industrial holding company which Anglo put up for sale in the run-up to the first all-race election in April 1994.

But Mr Ogilvie Thompson *said that while he hoped the* sale of Anglo's stakes in Johnnic and the mining group JCI would soon be completed, Anglo remained committed to its other financial, industrial and property interests. "We don't *think* in our case that unbundling will serve any pur*pose at all," he said.*

Anglo's interest in the mining assets of UK-based Lonrho, which owns a 38 per cent stake in the Ashanti gold mine in Ghana, and in Aracruz, the Rio de Janeiro-based pulp producer, had prompted analysts to forecast that Anglo would in future concentrate on its core natural resources business. Anglo has a 27.5 per cent inter*est in Lonrho, and last month* acquired 12 per cent of the equity and 28 per cent of the voting rights in Aracruz.

Mr Ogilvie Thompson said the discount to net asset value on Anglo's stock price, which *has averaged about 10 per cent* this year, was "a mistake" by the market. "It is not even necessarily the case that unbundling increases the total market value of the parts immediately afterwards."

Comparisons between Anglo and some other conglomerates, where "unbundling may be appropriate", were flawed because most of its companies had "been started from scratch" and benefited from *the technical expertise* and other synergies within the group. Its diversity was in shareholders' interest.

"Sometimes we lose on the swings and then usually we gain more on the roundabouts," he said.

Earnings per share rose 30 per cent to 1,883 cents a share. The final dividend was 440 cents, lifting the total 24 per cent to 570 cents.

By sector, industry and commerce contributed 39 per cent of earnings, against 19 per cent from financial services, 16 per cent from diamonds, 9 per cent from gold and uranium, 9 per *cent from platinum, base met*als and other mining, and 8 per cent from coal.

The group had allocated $250m of the $1bn multicurrency syndicated loan raised in February to purchase Aracruz. The likely destination of the balance was undecided. "We *are in a position to follow any* opportunities that arise," said Mr Ogilvie Thompson.

Lex, Page 18

Gerard Baker sounds a pessimistic note on the corporate outlook after the results season

Ills still lurk behind Japan's healthy-looking figures

Last week, *Japan's corpo*rate sector completed a familiar rite of spring. The annual reporting season, a hectic three-week period during which 2,000 listed companies publish their results for the year to March, *concluded* on Friday. The annual statistical deluge is widely viewed as a reliable barometer of the nation's economic health.

With all the results for 1995-96 in, preliminary judgments can be made about the overall performance, with big *implications for the stock mar*ket. Most companies claim the results are the first clear proof of the strides made in their restructuring efforts – changes that were forced on them by recession at home and the appreciation of the yen abroad in the early 1990s.

But *closer examination* of the advances suggests there is little concrete evidence yet of a big change in corporate fortunes. In fact, the outlook for the next year or so actually appears to be deteriorating.

This year, *the overall figures* were heavily distorted by the banks, which *chose to make* massive write-offs of bad loans in the year, and therefore reported a combined loss before tax of Y4,000bn ($37.1bn). It is safer, therefore, to look only at the non-financial sector's results to assess the health of the economy.

Perhaps the most important advance was that, for the first time in five years, the coun*try's leading companies (those* listed on the first section of the Tokyo stock exchange) reported an aggregate increase in sales. The figure – a 2.5 per cent rise in turnover – reflected the gradual emer*gence of Japan from recession.* While domestic demand was weak, depressed further by the prevalence of price cutting, companies did enjoy the benefits of continuing growth in overseas markets, helped by a weaker yen.

The figure that will give *most cheer to investors is the* jump in aggregate net profits.

Highly geared companies with the weakest balance sheets reported some of the biggest improvements

Overall, companies reported a 42 per cent improvement, the biggest increase in post-tax earnings for more than a decade.

That net figure is, however, an *unreliable* indicator of underlying business perfor*mance*.

Companies benefited from a much lower tax take this year, partly as a result of losses in previous years. Second, many firms had made large special expenditures in the previous *financial year, some related to* restructuring, which resulted in a much bigger net profit figure for 1995-96.

At the pre-tax (recurring) level, the overall improvement was therefore less impressive – up by 23 per cent. And even here special, non-operating factors helped.

Some companies significantly altered depreciation *accounting methods. Many* more gained from steep falls in interest rates, which cut the cost of their debt servicing. Indeed, it is something of an irony that it was the very highly geared companies with the weakest *balance sheets* that reported some of the big*gest improvements in recur*ring profits.

Stripping away the accounting and other elements that improved the bottom line, the actual operating gain was rather less significant. Operating profits rose just 10.6 per cent on a year earlier. That followed a similar increase the *year before, after several years* of decline. Given the return to sales growth, it would seem that although Japanese companies have made some advances, claims of a comprehensive restructuring have been overdone.

A look at margins bears this out. Operating margins in 1995-96 rose to 3.5 per cent, according to Mr Jason James, equity strategist with James Capel Pacific in Tokyo. This leaves them still well below levels achieved in the 1980s and early 1990s, a period when cost control was not considered a high priority.

"Operating margins are really nothing to write home about, even by Japan's standards," says Mr James.

Where does that leave prospects for future earnings growth? If margins have grown *only slightly during the post*-recession rebuilding phase, the immediate outlook will depend rather more on continuing sales growth.

Sure enough, the companies' own projections for profits for the year to next March are much bleaker. They expect *overall sales to turn down* again by 2.5 per cent, and recurring profit to rise just 8.6 per cent, though net profit is again expected to produce a bigger jump, of 28.4 per cent.

In short, the evidence from 1995-96 is that Japanese companies improved their underlying *profitability only marginally.* More important was the benefit they derived from a more favourable operating climate than they have had for half a decade – most notably from a falling exchange rate.

Without a similarly favourable jolt to demand in the coming year, *they do not expect* profits to rise much higher than the relatively meagre progress made so far. Their pessimism is surely justified.

Fickle fortunes

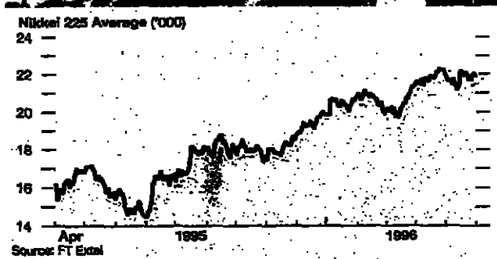

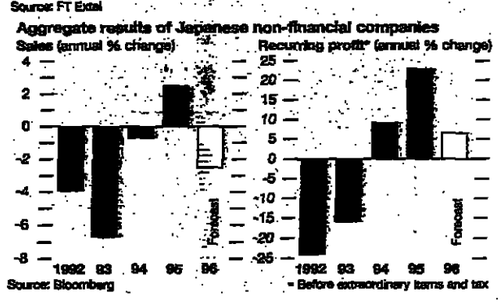

INSIDE

Avis

Avis Europe, continental Europe's largest car hire company, *is considering a* return to the London stock *market seven years after it* was taken over by a consortium of investors. Avis will today announce a 42 per cent increase in annual operating profits to £83.7m ($127.2m). Page 21

Parc Asterix

Parc Asterix, a theme park north of Paris inspired by the Asterix cartoon book character, is set to announce details next week *of a planned listing on* France's second market. Page 21

Fund Management

The US tax code 401(k) has become shorthand for perhaps the fastest growing segment of the US pension fund investment market. Page 24

Global Investor

The real battleground in corporate governance remains the shift of power from managers to investing institutions and despite the best efforts of managers, the onward march of investor power seems inevitable. Page 25

Faces

Mr Dik Dusseldorp's campaign to create a new breed of property investment vehicles in the UK received a boost last week when the London Stock Exchange published *draft rules enabling property unit trusts to seek* a full listing. Page 24

Emerging Markets

Although the nine-day rally on the Caracas stock market *came to a halt in* the middle of last week, analysts *see a* continued bullish trend. Page 27

STATISTICS

Base lending rates	29	London recent issues	29
Company meetings	12	*London share service*	32-33
Dividend payments	12	Managed fund service	30-31
FT/S&P-A World indices	25	Money markets	29
FT Guide to currencies	26	New int bond issues	26-27
Foreign exchanges	29	World stock mkt indices	28

Studios seek digital disc protection

By Alice Rawsthorn
in London

Hollywood film studios will today start a series of meetings in Washington with the world's electronics companies *in a desperate attempt to strike* a copyright protection *agreement for the new* generation of digital video discs.

Unless the two camps agree terms this week several electronics groups, including Toshiba and Matsushita of *Japan and France's Thomson*, may have to delay the proposed launch of the first digital disc systems this autumn.

Digital video disc, which provides better sound and picture quality as well as greater storage capacity than video cassette, is billed by consumer electronics companies as the most important new product of the 1990s. They hope the new discs will have the same catalytic effect on the sluggish electronics market as compact discs and video cassettes did during the 1980s.

However, if the new discs are to fulfil these expectations, electronics manufacturers need to ensure that there is a plentiful supply of entertainment software, notably blockbuster movies, *for consumers to buy when the* first systems go on sale.

The Hollywood studios hope digital video disc will create a lucrative new market for their software, but they are concerned about the risk of pirates using the discs to create near perfect replicas of films. Hence they have adopted an aggressive stance in talks over copyright issues and are threatening not to release their movies on the new discs until a satisfactory agreement is in place.

The electronics camp has already agreed *that the first* generation of digital video disc *systems* will not have a recording function.

However, future systems may include such a facility, and the second version of digital discs, known as DVD-Rom, which will come on *sale early next year to be used* with computers for data storage, will be recordable.

The Hollywood studios are demanding an agreement to provide long-term protection for their copyrights on each generation of the system. They are also insisting that different versions of digital discs are developed for different parts of the world to prevent parallel import problems.

Unless an agreement is secured at this week's meetings, Toshiba and Matsushita might not be able *to introduce their first systems* in Japan this September as they had hoped, thereby missing part of the important autumn sales season. Similarly Thomson might have to delay its plans for a North American launch in September.

Other manufacturers plan to *bring out their first digital* video disc systems later in the year and hope to stick to their schedules.

Japan's Sony plans to introduce its first system in Japan and North America *towards the end of this year*, with DVD-Rom making its debut in late 1997.

COMPANIES IN THIS ISSUE

AES Corp	21	Lazard Brothers	20
AES Corporation	21	Matra Hachette	6
Anglo American	19, 18	North	22
Argentaria	22	Oxford BioMedica	20
Avis Europe	21	Parc Asterix	21
BBV	21	Pastern	20
CBA	22	PowerGen	21
Casino	23	RJR Nabisco	21
Ceska Spofitelna	21	RWE	21
Circle Comms	20	Rolls-Royce	20
Dorsch	22	Royal Insurance	19
David Lloyd Leisure	20	Shemtt	6
Endesa	22	Smith (WH)	20
Eurocopter	2	Sun Alliance	19
Fiat	20	Telkom	23
Fomento	21	Tesco	23
Gemina	21	Tractebel	1
IAR	2	Westinghouse	20
KHD	19	Whirlpool	22
		Whitbread	20

UK insurers resist calls for special merger dividend

By Ralph Atkins,
Insurance Correspondent

Royal Insurance and Sun Alliance are resisting pressure from institutional shareholders for a share buyback or special *dividend as part of the planned* merger of the two UK composite insurance groups this summer.

The absence of an extra payout to shareholders has emerged as a concern of institutions ahead of extraordinary general meetings to approve the deal on June 14.

Institutions' disappointment is unlikely to derail the merger but could persuade the combined group, Royal & Sun Alliance, to reconsider the issue soon after the deal is completed, expected in mid-July.

Despite some recent scepticism about merger's benefits, Royal and Sun Alliance shares closed on Friday 15 per cent *and 10 per cent higher* respectively than before the bid's *announcement on May 3.*

The groups have reassured institutions that savings will be made by combining marketing, technology, premises and overseas activities.

Pressure for a share buyback or special dividend has grown because the solvency of the combined group will still be high by insurance sector standards. Analysts are worried because overcapitalised insurers often try to build market share at the expense of profits.

"The one thing that the merger doesn't address is the issue of excess capital," said Mr Trevor May, analyst at Salomon Brothers. "When the merger has settled down, it will be very much on the agenda if there is no corporate need *for the capital.*"

Mr Richard Gamble, Royal Insurance chief executive, and Mr Roger Taylor, Sun Alliance chief executive, have defended the combined group's capital strength. They argue strong financial backing protects against possible downturns in world stock and bond markets or currency fluctuations.

Mr Steven Bird, insurance analyst at Merrill Lynch, suggested: "They are clearly leaving themselves scope to make further acquisitions."

David, Michelangelo, Florence

A Big Bank from a Small Country

GGK

The Czech economy is on the rise:
experiencing a renaissance of industry
and banking.
And in a renaissance:
those who think small stay small.
The country's largest companies entrust ČSOB
with the managment of their financial assets
and investments.
We also represent the majority of foreign
investors in both Czech and Slovak markets.
We could represent you too.

ČESKOSLOVENSKÁ OBCHODNÍ BANKA, A.S.
Prague Bratislava Frankfurt am Main Chicago London Moscow Paris

This advertisement is directed to professional investors only.

هكذا من الأصل

Job cuts expected as WH Smith plans growth

By Christopher Brown-Humes

WH Smith is to seek a dramatic improvement in the performance of its 550 stores as part of a drive to lift profitability and restore its position as a force in the UK high street.

It is also expected to announce up to 1,000 redundancies and the closure of its London headquarters in Sloane Square when it presents the results of a keenly-awaited strategic review next week. It is also likely to reveal a large one-off restructuring charge.

The moves follow an assessment that the group could make more of its brand name and leading market positions – in areas such as books, newspapers and stationery – despite growing competition from supermarkets.

Smith is understood to be planning an overhaul of its UK stores, cutting out the poor performers from its 75,000 product lines, revamping formats, strengthening stock management and improving service. There will be a greater emphasis on efficiencies in logistics and distribution.

The group feels it is not making enough of its customer base – it has 7.5m customers a week, but only 62 per cent buy something and the average spend is just £5. Its net retail margins at 4.5 per cent are less than half those achieved by Boots – but every 1 percentage point addition would lift profits by £10m.

The staff cuts will fall mainly on its London headquarters and the Swindon base of the chain. Shop closures are not planned, because the stores are felt to be well-positioned.

The review was initiated in January by Mr Bill Cockburn, Smith's new chief executive, after a second profits warning in a year. Interim pre-tax profits fell sharply from £45.2m to £17.3m, despite a rise in sales to £1.35bn from £1.22bn.

When the results are presented next week, the group will signal a readiness to sell its 50 per cent stake in Do It All, the lossmaking DIY chain, and put "on hold" its commitment to The Wall, a chain of 160 US music stores.

But it has decided to retain its wholesale newspaper distribution business – despite a lack of synergy with its other businesses – because it is strongly cash-generative.

At the same time, the group plans to retain Waterstones and Our Price/Virgin and build on these successful UK book and music shop businesses.

It also plans to keep its hotel and airport concessions in the US, and believes there is scope to extend the concept to other parts of the world.

Smith has decided it should not be in the over-supplied UK DIY market long term, but selling the unit may cost more than £100m. This would still be cheaper than closing it down.

It also believes that, although The Wall is profitable, it would be sensible eventually to pull out of the cut-throat US music-retail sector.

Circle Comms to seek £5m via Aim float

By Raymond Snoddy

Circle Communications, which owns the television rights to feature films such as El Cid and distributes hit TV dramas such as Bugs around the world, plans to float on Aim next month.

Mr Peter Clark, chief executive of Circle and formerly chief executive of TVS International, believes the company will be the only "pure" programme rights investment on the London Stock Exchange. The float aims to raise about £3m for programme rights acquisition and £2m to repay debt to shareholders, Media Ventures International and Gartmore private capital. It is expected to value the company at about £12m.

Circle has three main businesses: Pavilion International, a distributor with nearly 1,000 hours of drama and factual programmes in its catalogue; Delta Venture, 80 per cent owned, which specialises in acquiring rights to vintage films and has a library of more than 90 titles, including work by Otto Preminger, John Ford and Alfred Hitchcock; and Carnival (Films and Theatre) the UK independent production company run by Mr Brian Eastman which is 40 per cent owned by Circle. Carnival's productions include Poirot, Jeeves and Wooster, Porterhouse Blue and Bugs. Circle has sold Bugs, a hit for the BBC, to more than 50 countries.

Sir David Nicholas, former chairman of Independent Television News, is to be become chairman of Circle. The company, which is expected to make at least £600,000 in the six months to June, is being advised by Hambros Bank and stockbrokers Peel, Hunt.

The pathfinder document is expected to be published on Friday with trading commencing on July 1.

Gene therapy: a hopeful prognosis

Oxford BioMedica aims to catch Biotech's wave, says Simon Kuper

Gene therapy has so far only been used on a few hundred people, but companies are nevertheless racing to develop technologies to treat diseases from cancer to Aids.

The aim is to replace faulty genes. Among the frontrunners – most of them American – is a small, husband-and-wife, university-backed company called Oxford BioMedica.

Alan and Sue Kingsman, biochemistry academics, plan to raise seed finance this month and then seek several millions by floating on the Alternative Investment Market in the autumn. They expect to follow a long line of biotechnology start-ups by pushing through to the main market within two or three years.

By 1999 Oxford BioMedica expects to be entering Phase I/II clinical trials with some of its products. Mrs Kingsman says its gene therapy treatments for the HIV virus and for ovarian cancer are "running neck and neck". By about 2002 the Kingsmans hope to be selling their first products, marketed through large drugs companies.

The potential rewards are huge. The current market for treating the cancers Oxford BioMedica is trying to tackle is about $12bn (£7.8bn) a year. The Kingsmans believe that treatments for neurodegenerative diseases could be worth $3bn-$5bn, and for Aids, $1bn.

Mr Kingsman says: "Gene therapy could dominate those markets. It will have a major impact on all major classes of diseases." He expects treatments to spread from life-threatening diseases to cosmetic problems – gene therapy for obesity is already being developed.

But the problem in gene therapy is not the theory. Almost everyone accepts that diseases can be cured by inserting a "good" gene into the chromosome of a damaged cell. The difficulty lies in getting the gene to hit the right spot.

Oxford BioMedica thinks the solution is to use retroviruses – fairly simple viruses of the same family as HIV, the virus which causes Aids. These have evolved over millions of years and normally deliver their own genes to cells. But the Kingsmans are producing new retroviruses, customised for specific diseases, to deliver "healthy" genes to the chromosomes of infected cells.

They believe they have few direct competitors. The only other British business to specialise in gene therapy is Keele-based Therexsys, which last month raised £22.5m in its second financing round. Its target for the private share placement had been just £3m-£10m.

Oxford BioMedica was spun out of research carried out at Oxford University, which will be a main shareholder, and the company's chairman is Mr Brian Richards, co-founder of British Biotech and chairman of Peptide Therapeutics. All that remains is for gene therapy to be made to work.

Alan and Sue Kingsman: trying to grow a public company from seed finance via autumn Aim listing

KPMG may run Facia

By William Lewis

KPMG, the accountancy firm, hopes today to be appointed as receiver to nearly all of the businesses of Facia Group, formerly the UK's second-largest privately-owned retailing chain. It is expected to challenge in London's High Court a move by Sears, Britain's biggest speciality retailer, to have Facia's shoe shops put into administration.

On Saturday KMPG was appointed as receiver to Facia Group and approximately 500 of its speciality outlets including Contessa, Oakland and Torq after United Mizrahi Bank decided to call in loans totalling £7m. Grant Thornton was appointed as receiver to Salisburys, also part of the Facia Group.

KPMG said yesterday that Facia Group had debts of £30m on annual sales of £250m and it had lost nearly £9m in the past 16 weeks.

Facia's stores traded as normal over the weekend, KPMG said, and there have already been "several expressions of interest" from potential purchasers of the Facia businesses already in receivership, but KPMG stressed that "you have to move fast in retail before customer and staff confidence disappears".

Texas American Group, a small US company which last week said it had an agreement to buy Facia, has not yet contacted KPMG.

David Lloyd wants to control clubs

By Antonia Sharpe

David Lloyd, the former tennis star, is seeking to regain management control of David Lloyd Leisure, the tennis and health club business he founded which was bought for £200m in August by Whitbread, the brewing and leisure group.

Mr Lloyd, who is chairman but not involved in day-to-day management, said yesterday: "I believe I'm the best person in the world to run David Lloyd Leisure."

He netted more than £20m for his 8.5 per cent stake and share options when his company was taken over but yesterday backed away from reports that he was close to resigning. "I'm 100 per cent behind staying... No-one walks away from their life," he said. However, Whitbread is understood to oppose Mr Lloyd taking a more active role because it is happy with its choice of management team.

The group is investing £30m a year in expanding David Lloyd Leisure and prefers a professional management team to an entrepreneur. Since Whitbread took over, profits have risen 46 per cent and sales 38 per cent. It is expected David Lloyd Leisure will contribute £15m-£16m to profits in the current year, which runs to the end of February 1997.

Last month, Whitbread reported an 11 per cent increase in pre-tax profits to £283.1m for the 53 weeks to March 2. Such a profit contribution by David Lloyd Leisure would vindicate the decision by Mr Peter Jarvis, Whitbread's chief executive, to pay "top dollar" for the company.

Lazard Bros to fight claim

By Ralph Atkins

Lazard Brothers, the merchant bank, indicated yesterday that it would fight vigorously a £120m legal claim for damages from the estate of the wealthy Norwegian shipowner Mr Anders Jahre.

The bank refused to comment in detail on the allegations or the nature of its involvement with the financial affairs of Mr Jahre, who died in 1982.

It said in a statement that the law suit was based on two propositions. These were, first, "that Lazard Brothers was in control of the assets which it is alleged have been lost" and that, secondly, it was "accountable" to the late Mr Jahre for these assets.

The bank went on: "Lazard Brothers and the other defendants deny both these propositions and will defend the case in court".

Lazard Brothers is half owned by the Pearson group, which also owns the Financial Times.

Rolls-Royce seeks closer links with Westinghouse

Rolls-Royce of the UK is attempting to forge a closer power engineering alliance with Westinghouse of the US. The two already co-operate in several power projects, writes Michael Skapinker.

Industry sources believe that the two groups are still a long way from forming a joint company, which could bring in Mitsubishi of Japan and Fiat of Italy, with which Westinghouse also has partnerships.

Westinghouse markets the industrial version of the Rolls-Royce Trent jet engine in the US. Rolls-Royce is using Westinghouse equipment in a power station in India.

TATNEFT

Joint Stock Company

US$ 75,000,000
Export Prefinancing Facility

Arranger
Lead Manager
Dresdner Bank
Aktiengesellschaft

BNP
Banque Nationale de Paris S.A.

BNP-Dresdner Bank
(Russia)

Bayerische Vereinsbank
Aktiengesellschaft

Ost-West Handelsbank
Aktiengesellschaft

DG BANK
Deutsche Genossenschaftsbank

Bank Austria Handelsbank
Aktiengesellschaft

SGZ-Bank
Südwestdeutsche Genossenschafts-Zentralbank AG

Bayerische Landesbank
Girozentrale

Berliner Bank
Aktiengesellschaft

Technical Agent
Bank Zenit

April 1996

TO SAVE THE RAINFOREST WE PROVIDE TREES TO CHOP DOWN.

By helping people in the rainforest to plant trees, WWF are working to solve some of the problems that cause deforestation. Where trees are chopped down for firewood, we help plant fast growing saplings as a renewable source of fuel. This is particularly valuable in the Impenetrable Forest, Uganda, where indigenous hardwoods take up to two hundred years to mature.

The Mathaema Inga trees WWF gave to the local villagers are ready for harvesting in only five years. Where trees are chopped down for use in construction, as in Pakistan, we supply fast growing local pine species. The idea behind all our work is that rainforests used wisely can be used forever.

Write to the Membership Officer at the address below if you would like to help sustain our work in the rainforests.

WWF
World Wide Fund For Nature

Notice of Partial Redemption

Cardiff Automobile Receivables Securitisation (UK) No.2 plc

£285,000,000
Class A Floating Rate Notes due 1997
and
£23,800,000
Mezzanine Floating Rate Notes due 1997

Notice is hereby given that in accordance with the Conditions, the following Notes will be redeemed on 10th June, 1996:

Class A Notes: 3,380 Notes (Value £23,800,000)
Mezzanine Notes: 274 Notes (Value £2,740,000)

Bankers Trust Company, London — Principal Paying Agent

3rd June, 1996

BRADFORD & BINGLEY

£100,000,000
Floating rate notes 1996

Notice is hereby given that the notes will bear interest at 6.275% per annum from 30 May 1996 to 30 August 1996. Interest payable on 30 August 1996 will amount to $157.73 per $10,000 note.

Agent: Morgan Guaranty Trust Company

JPMorgan

Banque Indosuez

U.S. $200,000,000

Floating Rate Notes due 1997

For the three months 31st May, 1996 to 30th August, 1996, the Notes will carry an interest rate of 5.8125% per annum and coupon amount of U.S. $146.93 per U.S. $10,000 Note, and U.S. $3,673.18 per U.S. $250,000 Note.

Listed on the Luxembourg Stock Exchange

Bankers Trust Company, London Agent Bank

SUTHERLAND & PARTNERS
(EDINBURGH) LIMITED

With effect from Friday, 24 May 1996
we have changed our name to

SUTHERLANDS LIMITED

Our address and telephone numbers
in Edinburgh will remain the same.

We are pleased to announce the opening
of our new office at

Dashwood House,
69 Old Broad Street,
London EC2M 1NX

Telephone: 0171 628 2030
Fax: 0171 628 2060

MICROTEK INTERNATIONAL INC.
(Incorporated in the Republic of China with limited liability)

Notice
to the holders of the outstanding
Microtek International Inc.
(the "Company")
US$29,000,000
3.5 per cent. Bonds due 2001 (the "Bonds")

NOTICE IS HEREBY GIVEN to the holders of the Bonds that the Board of Directors of the Company by a resolution dated April 23, 1996, authorized the issue of 43,672,400 shares of the Company's Common Stock for free distribution to shareholders as dividends, and employees as a bonus. The Board of Directors has fixed May 18, 1996 as the record date for the determination of the shareholders and employees entitled to receive such dividends and free distribution. Pursuant to the provisions of the Indenture constituting the Bonds, the Conversion Price of the Bonds has been adjusted as a result of the above issue from NT$61 to NT$50, effective May 18, 1996 (Republic of China time).

June 3, 1996 — Microtek International Inc.

London Business Property
June 21

This special report will focus on several important and highly topical aspects of the commercial property market in London. Areas to be explored include the state of the headquarter buildings industry in London, relocation in the Financial Sector, retail and leisure schemes and the allure of suburban offices as cheaper alternatives to central London locations.

For details call:
Courtney Anderson on +44 0171 873 3252
Fax: +44 0171 873 3098

TOSHOKU FINANCE NETHERLANDS B.V.
US $10,000,000
Floating Rate Notes 1998

Interest Period: 4th June, 1996 to 4th December, 1996
Interest Rate: 5.84063% per annum
Interest Payment date: 4th December, 1996
per US $10,000 Note: US $322.32

Nippon Credit International Limited London
Agent Bank
3rd June, 1996

SIGMA SECURITIES S.A. - MEMBER OF THE ATHENS STOCK EXCHANGE
TEL: (301) 3311456 - 3245674 — REUTERS PAGES: ATGG-H-I
FAX: (301) 3252241 - TELEX 210733 ATRA GR — TELERATE PAGES: 17890-1-2
Contact Name: Mr John Mamopoulos/Ms Athina Dessypri

ATHENS STOCK EXCHANGE May 24th - May 31st 1996 — GREECE

ASE INDEX	924.46	P/E (after tax) 96e/95e	10.8 / 12.5	GDP (USD bn) 96e	120.12
%Chg (27/96)	2.55	EPS GROWTH (%) 96e	12.1	Per Capita Income (USD)	11,550
Yearly High	1028.02	P/E 96e/EPS GROWTH	0.89	Inflation Rate (% Y.O.Y, April 96)	9.20
Yearly Low	806.15	P/CE 96e/95e	8.3/ 9.4	12 Month T-bill (%, at the end of May issue)	13.30
WEEKLY VOLUME (USD'm)	177.33	P/BV 96e/95e	2.3/ 2.6	1-Month Athibor (%)	13.97
%Chg (Prev. Wk)	37.46	Div. Yield (%) 96e/95e	5.1/ 4.6	GRDUS$	242.50
1 Y Wk Avg. (USD m)	141.18			A.S.E. Market Capitalisation - 31/5/96 (USD bn)	23.97
				IPOs & Rights Issues (in USD m) 1 Jan '96-31 May '96	476.57

هكذا من الأصل

Avis Europe may return to London SE

By Geoff Dyer

Avis Europe, continental Europe's largest car hire company, is considering a return to the London stock market seven years after it was taken over by a consortium of investors, including General Motors, for nearly £900m ($1.39bn).

The group's board is analysing a number of changes to its ownership structure, which include flotation and a merger with Avis Inc, its US associate and one-time parent.

Mr Alun Cathcart, executive chairman of Avis Europe, said that if the group succeeded in doubling in size over the next five years it could face an annual capital requirement of more than £2bn.

However, he said the board was in no hurry to make a decision. "We can satisfy our funding requirements for the next two years under the present structure," he said.

Avis Europe was floated on the London stock market in 1986 with a value of £270m. Three years later it was bought for £896m by Cilva Holdings, in which D'Ieteren, the Belgian car distribution group and former royal coach maker, was the largest shareholder.

The highly leveraged acquisition left the group with debts approaching £1.5bn, which were reduced in 1992 when it sold its car leasing business to GE Capital in a deal worth £1bn.

A £50m equity injection earlier this year left D'Ieteren with a 77.1 per cent stake, Avis Inc with 8.7 per cent, and General Motors, which did not subscribe, with 14.2 per cent.

The 1989 buy-out had been intended as a first step towards a merger with Avis Inc, but the complex legal structure of the US company, which is partly owned by its employees, has made this difficult to achieve. However, Mr Cathcart said it was still being examined.

Other options under consideration were further investment from the existing shareholders and for new parties to take a stake in the group.

Mr Cathcart accepted that the poor performance as a public company of rival Eurodollar – its shares have fallen from 220p at flotation in July 1994 to 132p – might make flotation less attractive.

However, he said he hoped Avis's previous record as a listed company and its greater international spread would appeal to investors.

Avis will today announce a 42 per cent increase in operating profits in the year to February 29, to £83.7m from £59m on turnover 19 per cent higher at £477.4m compared with £400.6m.

The profits improvement followed growth in the leisure and replacement car markets, and a 2 percentage point increase in the utilisation rate to 60 per cent.

Parc Asterix plans listing on French second market

By Andrew Jack in Paris

France's very Gallic answer to the EuroDisneyland theme park is to seek a stock market quotation this year.

Parc Asterix, a theme park north of Paris which is inspired by the Asterix cartoon book character, is set to announce details next week of a planned listing on France's second market.

The move reflects its desire to speed up rapid growth and would further enhance its claim to be the second significant theme park in the country, after EuroDisneyland, which is controlled by the Euro Disney group and based to the east of the city. The move comes at a time of growing interest across Europe in specialist leisure parks.

Executives have indicated that they intend to raise FFr50m to FFr60m ($9.7m –$11.6m) on the stock market, enough to provide a year's investment in advance. The flotation is scheduled to take place after October – when the park closes for the year.

Until now, the park has relied on a small group of corporate investors, of which the largest two are Générale des Eaux, the utilities and construction group, with 27 per cent, and Accor, the hotels and leisure group with 24 per cent. These groups have expressed their continued support for the park, but do not wish to invest further money.

Parc Asterix is older than EuroDisneyland. It opened in 1989 with a series of fun-fair attractions and activities inspired by the village in ancient Gaul which formed the basis for a series of cartoon books sold around the world.

While the theme-based nature of Parc Asterix has often triggered comparisons with EuroDisneyland, it is far more modest in nature.

It receives a fraction of the visitors of its US-inspired rival, and its marketing policy is far less ambitious.

However, executives claim that it has been self-financing for the last three years, and has been profitable for two, while avoiding anything like the huge financial restructuring undergone by Euro Disney in 1994. It generated net income of FFr32m in 1995 on turnover of FFr300m.

When EuroDisneyland opened in 1992, Parc Asterix suffered a 30 per cent drop in visitors. However, attendance has since climbed back, reaching 1.5m in 1994 and 1.8m last year. EuroDisneyland's latest figures were around 11m.

Ceská Spořitelna raises $48.5m with GDR issue

By Vincent Boland in Prague

Ceská Spořitelna, the Czech savings bank, has completed its first foray into the international markets with an issue of just over 5m global depositary receipts (GDRs) to foreign investors in a transaction valued at $48.5m.

The bank said on Friday that it had successfully placed the secondary issue, representing 7.9 per cent of its common stock and 6.6 per cent of its total equity capital, with US and European investors.

The issue was co-managed by Bankers Trust and Deutsche Morgan Grenfell.

Ceská Spořitelna is the second Czech bank to launch a GDR programme to attract international investors. It follows two issues by Komerční Banka, the leading Czech bank, the second of which was completed in mid-May.

CS offered 5.09m GDRs, each representing one common share, at a price of $9.54, a discount of about 7 per cent to the price of the shares on the Prague stock exchange on Friday. The GDRs do not carry voting rights.

The bank had originally hoped to launch a primary issue and had asked the National Property Fund (NPF), the Czech state holding company and its biggest shareholder, to reduce its 45 per cent stake by 7 percentage points and release those shares to be sold on to new investors.

However, the government rejected the request and said the wider issue of reducing the state's large stakes in the main Czech banks needed to be considered first.

Analysts welcomed the completion of the GDR issue and said the entry of foreign shareholders would "keep management on its toes", as one banking analyst put it.

CS has often been considered a laggard in attempts by Czech banks to get to grips with problem loans. It was forced under intense pressure from the Czech National Bank and its own auditors to make provisions of just over Kc9bn ($325m) for classified loans in 1995, almost wiping out its profits for the year.

CS accounted for almost 100 per cent of Czechs' savings accounts during the communist era and still has some 75 per cent of that market. It is a dominant player in the interbank market and has been hit by the collapse of several small private banks in the past two years.

The launch of the GDR issue was overshadowed last week by an attempt by another of the bank's big shareholders, the privately owned financial group Motoinvest, which said it owned a stake of between 5 and 10 per cent, to get a seat on its board. However, this move was also turned down by the NPF.

Tenders for Hungarian power group stakes close

By Virginia Marsh in Budapest

AES Corporation of the US, the UK's PowerGen and Steag and RWE of Germany are believed to be among the western utilities that have bid for majority stakes in two Hungarian power generators.

The companies are being sold in the second phase of the country's ambitious privatisation of its energy sector.

In the autumn, Hungary raised nearly $2bn through sales of stakes in two power generators and in 12 gas and electricity distribution companies, mainly to German and French utilities. The sales were the first of their kind in the former eastern bloc.

Tenders for stakes of 61 per cent and 74 per cent in the Tisza and Budapest power generation companies respectively closed last week.

Minority stakes in the two companies, with options for a majority by 1997, were offered last year but failed to find buyers, along with three other non-nuclear generators. APV, the state privatisation agency, said on Friday that tenders for the remaining three power companies would be announced this week.

Analysts say the five generators, four of which include coal mines, are less attractive than the two sold last year. Unlike last autumn, when the sales were rushed through in a matter of weeks, however, APV, the privatisation agency, has allowed up to 120 days for the current negotiations. APV is being advised by Schroders, the UK merchant bank.

AES and PowerGen are said to be front-runners for Tisza, the larger of the two generators. The acquisitive US company is a partner in a $4bn project to build a gas-fired plant in Poland and was part of the consortium that last month acquired a controlling stake in Light, the Brazilian power company.

A German consortium of RWE and Energie-Versorgung Schwaben is considered the favourite to acquire the smaller Budapest power company.

NEWS DIGEST

Gemina loss worse than expected

Gemina, the quoted Milan holding company, reported losses of L632bn ($408m) for 1995, compared with a deficit of L262bn in 1994. The result is much worse than the company forecast in November, when it said it expected a year-end loss of L468bn. The main source of the deficit continued to be the Rizzoli Corriere della Sera (RCS) publishing subsidiary, which lost L729bn against Gemina's forecast in November of L590bn.

As well as its problems at RCS, Gemina has had difficulties with Gemina Capital Markets, a financial sector subsidiary, for which it booked a loss of L155bn due to changes in valuation criteria. The company says that, owing to the impossibility of obtaining the necessary information in sufficient time, it has had to exclude the area headed by Gemina Capital Markets from consolidation. Last October, magistrates served warrants on 10 directors and managers of Gemina and RCS, warning that they were under investigation for alleged false accounting and improper distribution of profits. This led to the abandonment of the planned mega-merger with Ferruzzi Finanziaria. *David Lane, Rome*

Ferruzzi sells newspaper

The Ferruzzi group has sold the Rome daily newspaper Il Messaggero to Caltagirone, the Rome-based cement, construction and media group. The sale continues Ferruzzi's strategy of selling non-core activities and completes its withdrawal from the media sector. Ferruzzi sold its Globo BV subsidiary, which controlled the Telemontecarlo TV channel, to the Cecchi Gori group for L75bn ($48.45m) last July.

Ferruzzi will raise L356bn through the disposal of its 100 per cent interest in Il Messaggero and receive L96bn on the transfer of its shares. The operation will be completed with the payment of two instalments, each of L130bn, on July 31 1997 and July 31 1998. Guarantees for these payments are being provided by a major bank, reported to be Banca di Roma.

Caltagirone, a family-controlled group, is best known for Vianini, its construction business, and Cementir, the cement company purchased from the IRI state holding company in February 1992. The purchase of Il Messaggero, which has daily sales of about 260,000 copies, is a significant addition to its media interests. Last year, it acquired Il Tempo, a smaller Rome paper with sales of some 90,000 copies. *David Lane*

Johnston to leave RJR Nabisco

The US tobacco industry is to lose one of its top executives with the announcement that Mr James Johnston, head of RJR Nabisco's tobacco business, will leave the company at the end of this month. He said he wanted to take a break and spend some time with his family while he was "still young enough to fully appreciate the experience".

Mr Johnston, 50, has headed RJR Nabisco's domestic tobacco business since 1989 and added the international business in 1993. Two years ago he emerged as the industry's most articulate defender when seven top tobacco executives were summoned before a Congressional hearing and subjected to hostile questioning about the tobacco industry's activities. *Richard Tomkins, New York*

■ Spain's Banco Bilbao Vizcaya has agreed in principle to buy a 40 per cent stake in Banco Ganadero, Colombia's largest bank in terms of assets. The acquisition is due to be carried out principally through BBV subscribing for new common shares to be issued by Banco Ganadero. BBV estimates the deal will require an investment of some $300m. It said the tentative agreement between majority shareholders of the two banks was "non-binding". *Reuter, Bogota*

Your Key Investment Bankers.

SBC Warburg
SBC WARBURG INC.
A SUBSIDIARY OF SWISS BANK CORPORATION

Now united in America. Swiss Bank Corporation and S.G. Warburg officially joined forces on June 3, 1996.

Issued by Swiss Bank Corporation, acting through its division SBC Warburg, regulated in the UK by the SFA.

Argentaria raises Endesa stake ahead of sell-off

By Tom Burns in Madrid

Argentaria, the partially privatised banking group, has spent more than Pta39bn ($302m) to raise its stake in Endesa, the profitable state-controlled electricity generator, from 1.2 per cent to 3 per cent. The move underlines the growing concentration of equity in Spain's blue-chip companies.

Argentaria's move brings its shareholding level with Banco Santander, the leading domestic banking group, which paid Pta50bn for a 3 per cent stake in the utility in a surprise acquisition announced in April.

Both Argentaria and Santander will now have seats on Endesa's board.

Endesa, which is 66 per cent state-owned, is likely to tap the markets in the near future and Argentaria now joins Santander as a candidate to manage the forthcoming disposal of state-owned equity in the utility.

Analysts expect the government to sell at least 15 per cent of Endesa – an offering which would be worth about Pta250bn at current market prices – before the end of the year.

The changing equity structure at Endesa reflects the creation of a similar hardcore shareholding base in Repsol, the profitable oil, gas and chemicals group which is 10 per cent state-owned. Banco Bilbao Vizcaya (BBV) is understood to have recently raised the 5 per cent stake it controlled in Repsol to 7 per cent, and La Caixa, the big Barcelona-based savings bank, has acquired a 5 per cent stake in the energy group over the past three months.

The sale of 25 per cent of Argentaria on the international markets in March realised $1.1bn and reduced the state's holding in the banking group from 50 per cent to 25 per cent. The group could be fully privatised after the completion in September of the six-month lockout period that followed March's secondary share issue.

Argentaria's Endesa purchase adds a new element to its business profile for it brings the bank into the leading group of domestic financial institutions that have taken strong positions in big public sector companies.

Argentaria, which is ranked third among the domestic banks behind Santander and BBV, already owns 3 per cent of Telefónica and is a core shareholder of the state-controlled telecoms operator, together with BBV and La Caixa.

CBA and North warn on full-year profits

By Nikki Tait in Sydney

Two more big Australian companies – Commonwealth Bank and North – have given profits warnings.

Commonwealth Bank, which is on the brink of further privatisation, warned that it expected only "flat" earnings growth in 1996-97. The forecast represents a deterioration from the predictions made two months ago, when the bank said earnings growth in 1996-97 would be modest but positive.

The bank blamed the revised prediction on the "combined effects" of its planned share buy-back programme, price competition in the banking market, and some new government deeming rules for pensioners. The announcement came as Commonwealth said that it was cutting its variable interest rate on mortgages, and introducing a new "economiser" home loan product.

The bank is currently 50.4 per cent-owned by the federal government, which has already sold two tranches of shares. Now, the government wants to sell all, or at least a large part of, its remaining holding. This is expected to happen in the next couple of months.

If the stake is sold in a single tranche, it will be one of the largest privatisations undertaken in Australia, raising more than A$4bn (US$3.2bn) for the federal government. However, the sale advisers' task has been eased by Commonwealth's willingness to undertake a A$1bn share buy-back in conjunction with the government's sale.

The terms and structure of the government's share sale have not yet been announced, but Commonwealth has already launched a television advertising campaign urging investors to arrange to receive prospectuses.

Earlier this year, Commonwealth warned that earnings growth in 1995-96 would be lower than that recorded in the past two years. It has also said that a A$1bn share buy-back alone would depress after-tax profits in the 1996-97 year by about A$48m (although earnings per share would be enhanced).

A further caveat was that directors said they could not rule out significant new price competition in the home loan market. Each 10 basis point reduction in the bank's margin on standard variable home loans would bring an initial annualised after-tax reduction in profits of $12m, Commonwealth said.

Meanwhile, North, the Melbourne-based mining and resources group, warned that profits in the year to the end of June would be down on those of the previous year.

It blamed project delays, commissioning difficulties, and lower sales from its iron and forest products divisions for the setback. In 1994-95, North made an after-tax profit of A$116.4m on revenues of about A$1bn.

The forecast came as North reported a drop in third-quarter profits to A$19m after tax, compared with A$31.7m in the same period a year earlier. Results from its iron ore operations fell from A$30.2m a year to A$24.4m this time. The decline was blamed on lower sales.

The impact of lost production resulting from damage caused by tropical cyclone Olivia will fall mainly in the last quarter.

The forest products unit also posted lower profits, at A$8.6m, compared with A$16.5m a year ago.

The gold and uranium interests produced higher profits, but the newly-acquired zinc operations in Sweden incurred a A$400,000 loss.

The third-quarter result meant that North's nine-month profit stood at A$51.3m after tax, compared with A$83.6m in the same period of 1994-95.

North said the longer-term outlook was "positive", although hindered to some extent by rising exploration costs and the strengthening Australian dollar.

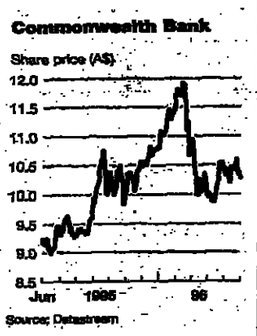

Whirlpool signs Japan marketing deal with Daiichi

By Michiyo Nakamoto in Tokyo

Whirlpool, the US manufacturer of white goods, has strengthened its push in the Asia-Pacific region with a deal that will see its refrigerators sold through 300 outlets belonging to one of Japan's leading electrical goods retailers, Daiichi.

The two companies plan gradually to extend the range of Whirlpool goods sold through Daiichi to include washing machines, microwave ovens and air conditioners. The two companies will also co-operate on developing new Whirlpool products for the Japanese market, and Daiichi will give Whirlpool access to its nationwide network of after-sales service outlets.

The deal is a big step forward in Whirlpool's Asian strategy. The US company has been moving aggressively into the region with an investment of $350m over the past two years, and intends to become a significant competitor.

"By 2000, the Asian appliance market will be as big as North America and Europe combined, so it is a very important part of our growth strategy," said Mr William Marohn, Whirlpool president. Japan makes up 30 per cent of the total Asian appliance market.

For Daiichi, the deal represents expansion into a business that it forecasts will be worth Y10bn ($93m) in three years and Y50bn in five years, according to Mr Masataka Kubo, president.

US white goods makers have been pushing into the Japanese market, where large US refrigerators and noisy washer/dryers had previously been shunned.

With the sharp rise of the yen, and changing lifestyles, there is a growing acceptance of foreign appliances. The fact that more Japanese consumers are buying houses and spending more time at home entertaining friends means there is growing demand for large fridges that can handle large home parties, Mr Kubo says.

The Whirlpool products will be competitively priced, with some of the six models being offered at about half the price of equivalent Japanese products.

A drum shearer at an Amcoal colliery. Coal contributed substantially to the Group's increased trading income.

"THE 1996 RESULTS ATTEST TO THE SUCCESSFUL STRATEGY OF GEOGRAPHIC AND BUSINESS DIVERSITY"

Julian Ogilvie Thompson, Chairman

- Total net earnings up 30% to R4 397 million (1 883 cents per share)
- Dividend rises 24% to R1 331 million (570 cents per share)
- Increased contributions from international, coal, industrial and diamond interests
- Landmark US$1 billion syndicated multi-currency credit facility raised

Extracts from the audited results for the year ended 31 March 1996

(R million – unless otherwise stated)	Year ended 31.3.96	% change
Net income before taxation	7 763	+35
Net income after taxation	6 145	+32
Total net earnings	4 397	+30
Earnings per share – cents	1 883	+30
Dividends per share – cents	570	+24
– interim	130	+18
– final	440	+26
	1996	
Net cash resources at 31 March 1996	4 242	+31
Net asset value per share – cents	29 711	+24

After providing for final dividend

Notice of dividend

Dividend No. 120 of 440 cents per share has been declared payable on Friday, 26 July 1996 to shareholders registered at the close of business on Friday, 21 June 1996. The register of members will be closed from Saturday, 22 June 1996 to Saturday, 29 June 1996 inclusive. The full conditions relating to the dividend may be inspected at the Johannesburg and London offices of the Corporation and at the offices of its transfer secretaries.

Anglo American Corporation of South Africa Limited (Incorporated in the Republic of South Africa) Reg. No. 01/05309/06

Registered Office: 44 Main Street, Johannesburg 2001. London Office: 19 Charterhouse Street, London EC1N 6QP. The Annual Report and Chairman's Statement will be posted to shareholders on or about 25 June 1996. For copies of the full Preliminary Announcement and a brochure on the company write to the London office above.

Anglo American Corporation

THE CUTTING EDGE OF THE NEW SOUTH AFRICA

SOCIETE CONCESSIONNAIRE FRANÇAISE POUR LA CONSTRUCTION ET L'EXPLOITATION DU TUNNEL ROUTIER SOUS LE MONT-BLANC

FRF 450,000,000 FLOATING RATE NOTES 1987-1997

In accordance with the provision of the Notes, notice is hereby given that the rate for the period from May 31, 1996 to August 30, 1996 has been fixed at 4.125% per annum.

On August 30, 1996 interest of FRF 104.27 per FRF 10,000 nominal amount of the Notes, and interest of FRF 1,042.71 per FRF 100,000 nominal amount of the Notes will be due against coupon no 36.

Notices to holders, including notices relating to the quarterly determination of interest rates, will be published only in "L'Agence Economique et Financière" (Paris) and in "The Financial Times" (London).

Fiscal Agent

BANQUE INTERNATIONALE A LUXEMBOURG

Crédit Local de France

USD 150,000,000

Collared Floating Rate Notes due 2002

In accordance with the Terms and Conditions of the Notes, notice is hereby given that for the Interest Period from June 03, 1996 to December 02, 1996 the Notes will carry an Interest Rate of 5.375% per annum.

The Coupon Amount payable on the relevant Interest Payment Date, December 02, 1996 will be USD 27.17 per USD 1,000 principal amount of Note, USD 271.74 per USD 10,000 principal amount of Note and USD 2,717.36 per USD 100,000 principal amount of Note.

The Agent Bank

Kredietbank Luxembourg

Sovereign Investment Linked Securities S.A.

(Incorporated with Limited Liability in Luxembourg)

Series B

PTE 4,750,000,000

Floating Rate Secured Notes Due 1999

Notice is hereby given that the Rate of Interest for the Interest period June 3, 1996 to December 2, 1996 has been fixed at 7.325% and that the Interest payable on the relevant Interest Payment Date December 2, 1996 against Coupon No. 2 will be PTE365,247 in respect of PTE10,000,000 nominal of the Notes.

June 3, 1996, London

By: Citibank, N.A. (Corporate Agency & Trust), Agent Bank

CITIBANK

GIVE US A STAPLE

And don't forget to add your cheque to fund more Macmillan Nurses to help 1,000,000 people living with cancer.

(1 in 3 of us will get cancer)

Cheque amount £..... made out to 'CRMF (F8)'

Please send to:

CRMF FREEPOST

LONDON SW3 3BR

THE Macmillan APPEAL

Cancer Relief Macmillan Fund exists to support people with cancer and their families.

Regd. Charity No. 261017

Republic of Italy

ECU1,000,000,000

Floating rate notes due 2005

Notice is hereby given that the notes will bear interest at 4.15625% per annum from 30 April 1996 to 31 July 1996. Interest payable on 31 July 1996 will amount to ECU53.11 per ECU5,000 note and ECU531.08 per ECU50,000 note and ECU1,062.15 per ECU100,000 note.

Agent: Morgan Guaranty Trust Company

JPMorgan

COUNTRY SURVEYS ON DISK

All the analysis, comment and case studies that have traditionally only been seen inside the FT's pink pages are now available on individual computer diskette.

Designed for the screen, FT country surveys have never been more accessible or easy to use.

No software product required, Acrobat reader from Adobe included.

To purchase from the current range of FT country surveys in Apple Mac or Windows formats:

Telephone +44 (0) 171 873 4366 or fax: +44 (0) 171 873 4862

Voyager Securities Limited

(Incorporated with limited liability in the Cayman Islands)

U.S. $100,000,000

Secured Floating Rate Notes due 1992-1996

For the Interest Period 31st May, 1996 to 30th August, 1996 the Notes will carry an Interest Rate of 6.7% per annum with Interest Amounts of U.S. $105.85 and U.S. $264.63 for Notes with original principal amounts of U.S. $100,000 and U.S. $250,000 respectively payable on 30th August, 1996.

Bankers Trust Company, London Agent Bank

COMPANIES AND FINANCE

Telkom ahead 55% in first period

By Manuela Saragosa in Jakarta

Telkom, Indonesia's state-controlled domestic telecommunications company, said its unaudited net profit in the first quarter of the year rose 55 per cent to Rp307.17bn (US$132m) from last year.

Operating income in the period was up 32 per cent, which the company attributed to continued growth in lines in service – up 34 per cent on the first quarter of 1995 – and a corresponding increase in call volumes on the fixed line network.

Proceeds from Telkom's initial public offering in November last year caused interest income to shoot up more than 230 per cent with expenses net of other income dropping 87 per cent to Rp4.9bn as a result.

Telkom said operating revenues and expenses were expected to fall this year because of a change in its accounting treatment after the transfer of operations, assets and provision of telecoms services to five international consortia, which have been awarded the franchise to install and operate lines in different regions.

Revenues from the four regions managed by the international consortia were Rp296.5bn in the first quarter; the Kalimantan franchise – where the UK's Cable and Wireless recently replaced Telekom Malaysia as the international partner – will start contributing in the second quarter. Because of this delay, Telkom expects minimum guaranteed revenues from the consortia for 1996 of Rp1.42bn, compared with a previous forecast of Rp1.46bn.

Because the regional franchises are due to negotiate a one-time readjustment of the minimum revenues they must pay Telkom each month, Telkom has recorded an allowance of Rp51bn in its first quarter results. It believes this is "the maximum possible downward adjustment of the quarter's outcome".

Market hung-up on uncertainties

Share trading is nervous despite surging profits and prospects of more growth

Trying the patients of the state

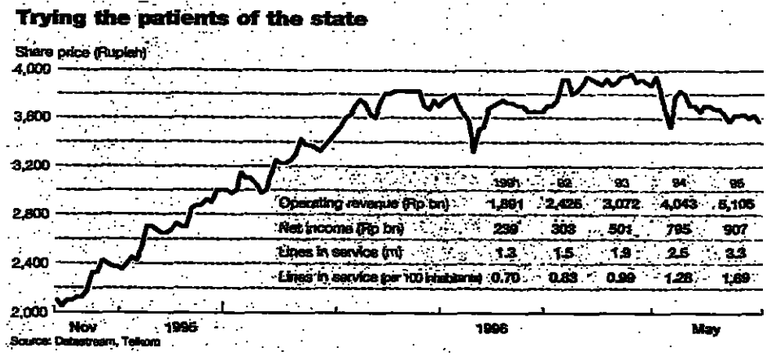

	1991	92	93	94	95
Operating revenue (Rp bn)	1,891	2,426	3,072	4,043	5,105
Net income (Rp bn)	239	303	501	795	907
Lines in service (m)	1.3	1.5	1.9	2.5	3.3
Lines in service per 100 inhabitants	0.70	0.83	0.99	1.28	1.69

Source: Datastream, Telkom

Six months after the flotation of Indonesia's Telkom utility flopped because of poor demand, the authorities in Jakarta must be kicking themselves for bungling an opportunity.

Telkom's shares have flourished in the after-market. Having been sold at a knock-down price of Rp2,050, they traded up as high as Rp3,950 in April before settling back to Rp3,550 by yesterday. It is a far cry from last November's launch when the international issue had to be halved to $1.6bn because telecommunications stocks were out of favour.

The natural temptation for the finance ministry must be to sell some of the shares that failed to find a buyer earlier and average up the return on the privatisation, brokers believe. Until mid-May the government faced a self-imposed restriction on the sale of further shares. With that obstacle now removed, many in the market are expecting it to come forward with another tranche.

"Now that the market's looking at a second issue, the stock's trading fairly nervously," says Mr Michael Chambers of brokers G.K. Goh Ometraco. "They should get it over and done with."

Mr Bacelius Ruru, the finance ministry official responsible for state enterprises, says the government is considering such a move, but has taken no decision. Brokers believe an issue could come in July or August – before the next scheduled privatisation, that of Bank Negara Indonesia.

One encouraging aspect is that the company's results for 1995 – net income rose 14 per cent to Rp907bn ($389m) on turnover up 26 per cent to Rp5,105bn – were comfortably ahead of prospectus forecasts.

Having completed an early retirement programme at a one-off cost of Rp340bn in 1995, the company now has 5,200 fewer workers and is poised to make large efficiency gains. While it operated 60 lines per employee in the first quarter of 1995, a year later it has pushed the figure up to 93 lines, says Mr I. Nenga Seromah, head of investor relations.

Telkom has also negotiated joint operating arrangements with several international companies to develop the fixed line market in Indonesia's regions. Under the deals, the joint venture partners will finance the infrastructure development and hand the assets back to Telkom after 15 years. Telkom is scheduled to receive monthly payments from the joint venture operators.

This means it will enjoy the benefits of growth in Indonesia's still under-developed telecommunications market without running up large borrowings. Though gearing may rise to 40 per cent in the medium term, Mr Seromah says proceeds from the flotation and internally generated cash will be sufficient to fund Telkom's own capital expenditure for the next two years.

Still, brokers say there are uncertainties. One is that the contracts with the joint venture partners are subject to one-off revision. This could lead to lower than expected payments to Telkom. Negotiations for the franchise in Kalimantan were protracted by the dropping out of one partner, Telekom Malaysia, and its replacement by Cable and Wireless of the UK.

There have been reports that members of another consortium, involving Singapore Telecom and Bukaka, a local company which has the franchise for east Indonesia, are seeking better terms.

Also, one feature of last year's results was the increase of only 1.5 per cent in revenues per line. Telkom says this was because the 19 per cent increase in pulse production – the technical way in which usage is measured – was much lower than the 34 per cent increase in new line connections.

Telkom has been racing to connect new customers to make better use of lines installed to existing buildings, says Mr Seromah. That explains the emphasis on line growth.

But, says Mr James Spence of W.I. Carr, it is natural for growth in line revenues to drop over time as more marginal customers are connected. At Telkom this phenomenon may have started earlier than the stock market expected. In short, he says, while Telkom does have striking growth prospects, there are risks.

W.I. Carr still has a buy recommendation on Telkom and is forecasting a 70 per cent jump in net income this year to Rp1,532 before growth levels off in 1997. That puts it on a forward price-earnings multiple of some 22 times, compared with 17.5 times for the market as a whole.

At that price the shares are not exactly cheap. Buyers who spurned the issue first time round are unlikely to receive quite such a bargain when and if the second offer finally comes along.

Peter Montagnon and Manuela Saragosa

Tisco surges as prices and output improve

By Kunal Bose in Calcutta

Tata Iron and Steel (Tisco), India's second-largest producer of steel, reported net profits up 101 per cent to Rs5.66bn ($162m) in the year to March. It attributed the rise to better prices for its products and an improvement in operational efficiency and cost control.

The results were well ahead of analysts' expectations, and the share price closed up Rs6 yesterday at Rs241.50.

Sales rose 27 per cent, from Rs46.27bn in the previous year to Rs58.54bn, and operating profits climbed 47 per cent, from Rs7.62bn to Rs11.17bn. Income from steel exports rose from Rs5.27bn to Rs7.3bn. The company raised the dividend by Rs1 a share to Rs4.5, which claimed Rs1.57bn.

The Jamshedpur plant, which reaped the "full benefits" of the third phase of modernisation last year, raised crude steel production 8 per cent to 3.02m tonnes and improved saleable steel production 11 per cent to 2.71m tonnes. The company sold 2.49m tonnes of steel, up 11 per cent on the previous year.

The Rs23bn fourth phase of modernisation, now under way, will raise the capacity of saleable steel to 3.2m tonnes a year from 2.7m tonnes. The modernisation is also designed to change the product mix in favour of items offering higher margins.

Casino to restructure debt with bond issue

By Andrew Jack in Paris

Casino, the French retail group, is to launch a FFr3.4bn ($656.8m) bond issue on June 10 in an effort to restructure its debt and reinforce its capital base.

The bonds, with a nominal value of FFr220 and a duration of five years, will pay an annual coupon of 4.5 per cent, or FFr9.9. Each will carry the right for a conversion into shares at FFr220 each over the coming three and a half years.

It has also announced that Mr Antoine Guichard, 70, the head of the board and grandson of the founder of the group, will step down. He is to be replaced by Mr Georges Plassat, 47, the vice-chairman.

In addition, the group confirmed at its annual meeting that its net income for 1995 was up 29 per cent to FFr633m on turnover ahead 3 per cent to FFr64.1bn.

Casino said it planned to reimburse a series of convertible bonds at FFr262.50 with effect from June 18 this year. Investors wishing to convert the bonds into equity will be able to do so until September 30.

The details come during a time of intense change in the French retail sector. The government is reinforcing measures designed to tilt the balance of power away from large hypermarkets and towards smaller shopkeepers.

WORLD INSURANCE REPORT

World Insurance Report has a proven record of finding out what readers need to know. No matter what the location, market sector, company or risk, its well-established network of expert correspondents and industry contacts brings you the hard information and concise, accurate and timely analysis you need.

As a subscriber to **World Insurance Report**, you will be kept abreast of:

Competitors' activities and financial status

Potential business and investment opportunities

Legal and regulatory changes

Latest deals and moves in the marketplace

Losses around the world

To receive a **FREE** sample copy, contact:
Charlotte Green
FT Financial Publishing, Maple House,
149 Tottenham Court Road, London W1P 9LL, UK
Tel: +44 (0) 171 896 2314 Fax: +44 (0) 171 896 2319

FT
FINANCIAL TIMES
Financial Publishing

CREDIT RATINGS in emerging markets

This directory lists for the first time in a single source over 3,000 credit ratings assigned by 30 rating agencies – 10 international and 20 local – to emerging market fixed-income securities in:

Argentina • Bahrain • Bangladesh • Brazil
Bulgaria • Chile • China • Colombia • Cyprus
Czech Republic • Ecuador • Egypt • Greece
Hong Kong • Hungary • India • Indonesia
Israel • Jordan • Korea • Kuwait • Lebanon
Liberia • Macau • Malaysia • Mexico • Oman
Pakistan • Panama • Peru • Philippines
Poland • Portugal • Qatar • Romania • Russia
Saudi Arabia • Singapore • Slovak Republic
Slovenia • South Africa • Sri Lanka
Taiwan • Thailand • Tunisia • Turkey
United Arab Emirates • Uruguay
Venezuela • Vietnam

For a FREE sample booklet contact:

Charlotte Green
FT Financial Publishing,
Maple House,
149 Tottenham Court Road,
London W1P 9LL, England.
Tel: +44 (0) 171 896 2314
Fax: +44 (0) 171 896 2319

FT
FINANCIAL TIMES
Financial Publishing

These securities having been previously sold, this announcement appears as a matter of record only.

U.S.$970,202,000

Grupo Televisa, S.A.

U.S.$200,000,000 11⅜% Series A Senior Notes Due 2003
U.S.$200,000,000 11⅞% Series B Senior Notes Due 2006
U.S.$570,202,000 13¼% Senior Discount Debentures Due 2008

Series A Senior Notes–Price 100.000%
Series B Senior Notes–Price 100.000%
Senior Discount Debentures–Price 52.613%

Desarrollo Axis, S.C. has acted as financial advisor to the Company.

These securities were sold pursuant to Rule 144A under the Securities Act of 1933.

MORGAN STANLEY & CO.
Incorporated

CHASE SECURITIES INC.

LAZARD FRERES & CO. LLC

June 1996

This announcement appears as a matter of record only.

U.S.$200,000,000

Grupo Televisa, S.A.

Senior Bridge Notes

Desarrollo Axis, S.C. has acted as financial advisor to the Company.

Structured and arranged by
MORGAN STANLEY & CO.
Incorporated

Purchased by

MORGAN STANLEY GROUP INC. *THE CHASE MANHATTAN BANK, N.A.*

June 1996

The 401(k) market nears maturity

Maggie Urry analyses one of the fastest growing segments of the pension fund investment sector

When the writers of the US tax code added section 401(k) in the early 1980s, they might not have guessed the number would enter the language of investment managers.

Now the tag 401(k) has become shorthand for perhaps the fastest growing segment of the pension fund investment market. It is an area fund managers are fighting over.

As Fidelity Investments, the leading provider of 401(k) plans with over $100bn in assets under management, wrote in its recent annual report, "the 401(k) retirement market became much more competitive from both a product and a pricing standpoint as more firms went after this market".

Or as Mr William Chapman, president of the Retirement Plans group at Zurich Kemper Investments, puts it, when a market is growing at 15 to 18 per cent a year and showing no signs of slowing, it is not going to remain a secret.

In a 401(k) pension plan, an employee contributes to a personal pension plan, with the employer matching those up to a certain level. The employee chooses how the money will be invested, usually by picking from a range of options which might include a bond fund, an index fund, an equity growth fund, a money market fund, and perhaps the employer's stock.

The options are usually provided by mutual funds, and the plan may be managed by a fund group, or a bank, insurance company or investment consultant.

The attraction to the employer of defined contribution plans are that they are cheaper to run, and, perhaps more importantly, pass the investment performance risk to the employee. Under a defined benefit scheme the employer must top up the fund if it does not produce the returns needed to pay the promised pensions. With a defined contribution scheme, it is up to the employee to decide how much to invest and where.

The advantage to employees is that they control the plan, can choose investments which suit their needs, such as the nearness of retirement, and can take their pension with them if they change jobs.

More than 10 years after 401(k)s became available, most large companies have them. Estimates by Access Research and Goldman Sachs suggest that 96 per cent of companies with over 5,000 employees offer 401(k) plans.

In these cases, fund managers can are only able to win new business by taking it from competitors.

In 1995, Fidelity did that, winning the General Motors

FUND MANAGEMENT

and Ford plans, which increased the number of individuals' accounts it manages by 500,000 to 3.5m. Both had been managed by banks, but moved to Fidelity.

However, at the smaller end of the scale, only a third of companies with fewer than 500 employees have 401(k) plans.

Not surprisingly, many fund managers are targeting those smaller companies. Fidelity, for instance, is this year making a particular play for companies with fewer than 100 employees. The Oppenheimer Fund group, in conjunction with its parent Mass Mutual, the life insurance company, last July launched a 401(k) "turn-key" product aimed at companies with under 300 employees.

Meanwhile, Zurich Kemper's Mr Chapman says its focus has always been on small companies but is shifting to larger ones. It manages 5,000 plans, totalling assets of over $2bn, with an average of fewer than 100 people in each. "Many companies have avoided them," says Mr Chapman, "because it is difficult to make profits. We've been very satisfied. Now other vendors are moving into our market, we're crossing the street and moving up".

Profits are hard to come by, as the costs involved in running a 401(k) plan for a small company are proportionately higher than for a large one. Mr John Stoma, director of retirement plans at Oppenheimer, reckons it can take six years to make money in the small plan market. The market is "attractive but daunting" he says. Competition is fierce and "price is a big factor," he says.

The critical element in winning and retaining 401(k) business, according to Mr Milton Berlinski, a vice-president at Goldman Sachs, is customer service. For instance, leading managers usually give the individual participants a toll-free phone number and they can call at any time.

This requires a large investment in technology and in people to answer the telephone. Mr Robert Reynolds, president of Fidelity's Institutional Retirement group, says Fidelity has spent over $50m on developing technology for its 401(k) business. It is soon to launch an Internet service to enable investors to check their accounts or adjust the allocation of their contributions.

But to make profits, that service has to be provided at low cost. Mr Chapman argues a manager must be "very cost effective to make a profit in small plans" and that means offering a standardised product.

Economies of scale are another solution. "It is truly a business where the larger you are the lower cost you can offer to the market," Mr Reynolds says. At Fidelity, the aim is to spread into related areas such as managing employee health benefits. And it is making an assault on international markets. They may not be called 401(k) plans anywhere else, but the principle of employee directed portable pensions is being adopted around the world.

FACES

Why Dik Dusseldorp is commuting from Tahiti

Dik Dusseldorp would probably prefer a different epithet, but the 77-year-old Dutch-Australian can rightly claim to be the godfather of property securitisation, writes **Simon London**. His campaign to create a new breed of property investment vehicles in the UK received a boost last week when the London Stock Exchange published draft rules enabling property unit trusts to seek a full listing.

If the Securities and Investments Board gives him the regulatory nod, Dusseldorp plans to raise at least £200m ($300m) from institutions to create the first listed property unit trust.

Born in Utrecht, Dusseldorp ran away to sea in his early teens and trained as an engineer before moving to Australia.

In the 1950's he founded Lend Lease, the property and financial services group which now has market value of over A$4bn ($3.2bn).

In 1971, he floated General Property Trust, effectively spinning off Lend Lease's property portfolio into an investment trust-style vehicle.

Lend Lease kept the more risky business of property development, as well as managing GPT, which is now the cornerstone of its investment division.

Six years later Dusseldorp repeated the trick in the US by launching International Income Property, one of the first real estate investment trusts to invest in buildings rather than mortgages.

Today the US equity REIT market is worth about $45bn.

Dusseldorp's dream is to create similar tax-efficient property investment vehicles in the UK.

Despite the strain of commuting between London and Tahiti, his home since retiring as chairman of Lend Lease in 1988, his persistence appears to be paying off.



Dik Dusseldorp: ran away to sea in his early teens

Hashimoto in a furore

Shunsaku Hashimoto, the recently installed chairman of the Federation of Bankers Associations of Japan, has become the latest target of the country's politicians in an ongoing feud between the political and financial establishments, writes **Emiko Terazono**.

Mr Hashimoto, 65, succeeded Mr Toru Hashimoto (no relation) of Fuji Bank as the head of the influential industry federation in April.

He is Sakura's second president since it was created in 1990 through a merger between Taiyo Kobe Bank and Mitsui Bank.

Mr Hashimoto, who is from the Taiyo Kobe camp, spent most of his career on the domestic side of the business and was installed as Sakura's president in 1994.

He faced mounting criticism last week from members of the cabinet over comments implying that politicians should leave monetary policy up to the Bank of Japan.

His words were designed to counter calls by Seiroku Kajiyama, chief cabinet secretary, for financial institutions to review their low interest rates on behalf of depositors.

Those who know Hashimoto well have been surprised by the furore, as he has a reputation for being reserved and meticulous, rather than the aggressive and arrogant banker the Japanese media and politicians have made him out to be. He showed his flexible side when he quickly retracted the remarked and apologised.

But with politicians expected to keep up the pressure on banks ahead of the general election that must be held within a year, it remains to be seen whether Hashimoto can defend the interests of the industry over deposit rates and the jusen housing lenders' liquidation.

Halliday the Harlequin

If anyone personifies the symbiotic relationship between the City of London, the UK's financial hub, and the sport of rugby union it must be Simon Halliday, the former England international who has just been appointed the new head of UK equity sales at UBS, writes **Patrick Harverson**.

Although top rugby players have been a common sight in the Square Mile for years – among them Andy Ripley, Tony Underwood, Peter Winterbottom and Nick Popplewell – even in the well-bred world of rugby the likeable Halliday's aristocratic bearing and "City gent" image made him stand out.

The City's close ties to the sport allowed the 35-year old Oxford-educated Halliday to maintain a top-class rugby career.

Picked 23 times for England as a centre and wing three quarter, he played club rugby for Bath and later Harlequins.

Although a recent ankle injury ended his playing days, he is still involved in the game as a coach at Harlequins.

However, even that part-time job may now be at risk following his elevation to the job of running UBS's 30-strong UK equity sales team.

Juggling his rugby and professional interests was something Halliday became adept at, although he says when it came to the crunch his job always came first. In 1987, for example, he missed the World Cup because he could not afford to be away from the office for too long.

Some might think Halliday's handsome compensation as a City stockbroker would help ease the pain of having retired just as rugby was going professional, but he says he has no regrets at missing out on the sport's new era.

"I couldn't spend hours on the training pitch. I always loved playing rugby on Saturday on the basis that on the following Monday I was doing something completely different."

Martin Falkner's electric run

May has been a good month for Martin Falkner, director and head of utility advisory in the corporate finance department at BZW, the British investment bank, writes **Simon Holberton**.

Fresh from advising Avon, a joint venture between Cynergy and General Public Utilities, both of the US, about their agreed £1.7bn bid for Midlands Electricity, he is now in the thick of advising Southern Electric on its £1.6bn agreed bid for Southern Water, the south-east of England water utility.

Falkner, 37, said BZW worked on the Midlands deal for nine months before bringing it off. He has worked on the Southern Water deal for a "rather shorter" period of time. "We called them and made the suggestion," he said. "But it was coincident with what they were already thinking about. Their traditional advisers, Rothschilds, were conflicted as they were advisers to Sothern Water so we stepped in."

He stresses, however, that the deals have been a group effort by BZW's corporate finance team.

Falkner has worked in the utilities area for much of his professional life. He joined BZW in New York in 1988 where he was a member of the energy and utilities group.

The New York group advised on Oryx Energy's $1.3bn share buyback and capital reconstruction, Tenneco's $500m spin-off of Albright and Wilson, the specialty chemicals company, , and Enron's move into India.

"The Enron transaction was a landmark deal," he says.

"We designed the capital structure of the deal and its financing."

Falkner returned to his native UK at the end of 1994, having in the meantime acquired an American wife and a liking for starched white shirts. He promises to give up the latter for "stripes on stripes" as soon as they all wear out.

From the Golden Gate to the Thames and Beyond.

Robertson, Stephens & Company:

Financial Services from the World's Leading Emerging Growth Companies

Visionaries for the Future:

Adobe Systems Incorporated
America Online, Inc.
American Oncology Resources, Inc.
Amgen Inc.
Arbor Software Corp.
Ascend Communications, Inc.
C-Cube Microsystems, Inc.
Columbia/HCA Healthcare Corp.
CUC International Inc.
Estee Lauder
GT Interactive
Gucci, Inc.
Intel Corporation
Manor Care, Inc.
Nautica Enterprises, Inc.
Oxford Health Plans, Inc.
PacifiCare Health Systems, Inc.
Security Dynamics Technologies, Inc.
STERIS Corporation
U.S. Office Products Company
The Vantive Corporation
Vertex Pharmaceuticals, Inc.
Visioneer, Inc.

Brought to you by the Robertson Stephens International Investors Growth Conference

Contact our new London office for more information on investment banking and institutional brokerage services for the U.K., Europe and Israel.
105 Piccadilly, London W1V9FN, 01-71-518-7000.

ROBERTSON STEPHENS & COMPANY

SAN FRANCISCO • NEW YORK • BOSTON • LONDON • TOKYO

NOTICE OF DISTRIBUTION
MONTREAL TRUST COMPANY OF CANADA

TO: ALL HOLDERS OF SERIES 1-6 1998 CONVERTIBLE DEBENTURES ISSUED BY BRAMALEA INC. (the "Debentureholders" and the "Debentures" respectively)

NOTICE is hereby given that Montreal Trust Company of Canada (hereinafter referred to as the "Trustee") will be making a partial distribution to Debentureholders of proceeds realized upon enforcement of its floating charge (the "Security") under the trust indenture dated as of August 15, 1985, as amended (the "Trust Indenture").

The Debentures were originally issued under the Trust Indenture as 11-1/8% Senior Debentures due August 15, 1992, 10-1/2% Senior Debentures due February 27, 1998, Floating Rate Senior Debentures due October 27, 1995, 10.20% Senior Debentures due June 30, 1999, 10.45% Senior Debentures due June 30, 2014 and 10-1/2% Senior Debentures Due November 30, 1999. Pursuant to the Tenth Supplemental Indenture dated March 22, 1993 the Debentures were redesignated as Series 1, Series 2, Series 3, Series 4, Series 5 and Series 6 1998 Convertible Debentures respectively.

The Trustee has available for distribution Cdn $54,653,990.80 in the aggregate. The total principal amount outstanding on the Debentures is Cdn $200,197,768.46 (after conversion of Series 1 and Series 3 to Canadian dollars as described below). Accordingly, the amount of the distribution represents approximately Cdn $0.273 per Cdn $1 of principal amount in the case of Series 2, 4, 5 and 6 Debentures and U.S. $0.273 per U.S. $1 of principal amount in the case of Series 1 and Series 3 Debentures.

Pursuant to the Trust Indenture, proceeds upon sale or realization of the Security are to be applied in payment of amounts owing on the Debentures rateably and proportionately in the priority of principal first, then premium, if any, and then interest. Accordingly, all payments made as a part of this first distribution are on account of principal as at March 22, 1994.

For purposes of this distribution, U.S. dollars have been converted to Canadian dollars on May 28, 1996 using the exchange rate of United States $1.00 = Canadian $1.3767.

Series 1 1998 Convertible Debentures ("Series 1 Debentures")

The Trustee will pay to Series 1 Debentureholders the sum of U.S. $0.273 for each U.S. $1 principal amount of the Series 1 Debentures held by them (the "Series 1 Payment"). The Series 1 Payment will be made on a date determined by the Trustee and will be no later than July 5, 1996 nor earlier than June 21, 1996.

A Series 1 Debentureholder, other than one whose Series 1 Debenture(s) is/are held by Cedel Bank or Morgan Guaranty Trust Company of New York, Brussels office, as operator of the Euroclear System ("Euroclear"), wishing to receive the Series 1 Payment in respect of his/her Series 1 Debenture(s) must present his/her Series 1 Debenture(s) to a Paying Agent at any of the specified offices set out below.

In the case of Series 1 Debentures held by Cedel Bank or Euroclear, the Series 1 Payment will be made to Series 1 Debentureholders of record at the close of business in London, England on June 10, 1996, through the account of each Series 1 Debentureholder at Cedel Bank or Euroclear, as the case may be.

PRINCIPAL PAYING AGENT
The Royal Bank of Canada (Europe) Limited
71 Queen Victoria Street
London, EC4V 4DE
England

OTHER PAYING AGENTS

Royal Bank of Canada
Royal Bank Plaza
Toronto, Ontario
Canada M5J 1J5

Royal Saint George Bank S.A.
3 Rue Scribe
75440 Paris, France

Royal Bank of Canada (Suisse)
Rue Diday 6
1204 Geneva, Switzerland

Internationale Nederlanden
Bank (Belgium) S.A.
Rue de Ligne
1B-1000 Brussels, Belgium

Bank International A
Luxembourg
2 Boulevard Royal
L-2953 Luxembourg

Series 2-6 1998 Convertible Debentures ("Series 2-6 Debentures")

Payments on account of Series 2, 4, 5 and 6 Debentures will be made in the amount of Cdn $0.273 per Cdn $1 principal amount of the Debentures. Payments on account of Series 3 Debentures will be made in the amount of U.S. $0.273 per U.S. $1 principal amount of the Debentures.

Distribution will be made by cheque sent by regular mail to all Series 2-6 Debentureholders of record at the close of business in Toronto on June 10, 1996. The Payment will be made on a date determined by the Trustee and will be no later than July 5, 1996 nor earlier than June 21, 1996.

DATED at Toronto, Canada this 28th day of May, 1996.

MONTREAL TRUST COMPANY OF CANADA

ING BANK
エマージングマーケット
および資本市場での
専門金融機関
ING BARINGS

FINANCIAL TIMES
MARKETS
THIS WEEK

ING BANK
At Home in Emerging and Capital Markets
ING BARINGS

Global investor / **Tony Jackson in New York**

View from stakeholder frontline

The debate over stakeholder power has gone quiet on both sides of the Atlantic, but it is not dead yet. The idea is sometimes promoted as the next stage in corporate governance. In reality, it is an attempt to put the clock back.

The real battleground in corporate governance remains the shift of power from managers to investing institutions and this is set out in a new book from Mr Michael Useem*.

A professor of management from Pennsylvania's Wharton School, Mr Useem has spoken privately to a lot of people on both sides of the management-investor divide. In public, their rhetoric is all about the common goal of shareholder value. The private reality sounds more like trench warfare.

Mr Useem points out that the people at the top of corporations got there because they are experts in the exercise of power. Faced with a competing power play from the institutions, they have produced a whole battery of defences.

They accuse fund managers of short termism, say they lack management experience and do not fully represent the funds' beneficiaries – the ultimate owners. A less obvious tactic involves replacing awkward investors with more docile ones. First, this means increasing the number of individual shareholders. Second, it means easing out the more activist funds.

In terms of activism, Mr Useem argues, US funds fall into three broad classes: public service pension funds; mutual funds and other investment companies; and private sector pension funds.

The public sector funds form the spearhead of the activist movement. They report ultimately to elected politicians and are mostly underfunded. This puts them under extra pressure to perform, since the alternatives are cuts in public services or higher taxes.

At the other extreme come the company pension funds. They report ultimately to corporate managers, whose interests are opposed to investor power and whose instincts are to close ranks with fellow managers. Mutual funds and insurers come in the middle.

Tactics for adjusting the shareholder register vary. The simple method is to put extra effort into courting the private pension funds. There have been more devious approaches: Mr Useem suggests that in the days of apartheid, one or two may have deliberately retained subsidiaries in South Africa, thus barring most public funds from investing in them.

Despite the best efforts of managers, the onward march of investor power seems inevitable. One reason is the explosive growth of the mutual fund industry. Granted, most mutuals are not particularly activist, but they are plainly more powerful than the individual investors whose shares they are buying up.

It is in the light of this shift, and the corresponding weakening of managerial power, that the stakeholder movement must be judged.

Generally, managers are keen on the notion of stakeholders: it gives them discretion to balance the interests of all the people with whom they do business. It therefore increases their power while reducing their accountability.

The rise in investor power need not go on indefinitely. Indeed, there are forces at work which could undermine it.

This argument is advanced by Ms Margaret Blair of the Brookings Institution, the Washington think tank. The shareholder model, she says, is primarily designed for the formation of fixed capital. It allows investors to put money into buildings, plant and equipment, and guarantees their right to the profits.

But that is not the way US business is going. Little by little, physical capital is giving way to intellectual capital. In the terminology of Silicon Valley – where the new model is most apparent – software is taking over from hardware.

Intellectual capital is becoming increasingly footloose. Teams are formed within a company for a specific project, then individuals move on. In time, companies may form common pools of intellectual capital, from which workers may be borrowed.

Meanwhile, physical capital is being increasingly deployed in joint ventures and corporate alliances. Eventually, Ms Blair suggests, companies may specialise in plant and equipment to lease out, much as aircraft or railroad trucks are leased today. These companies may well be a home for investor capital. Those which consist only of employees are more problematic.

In such a comparatively rootless world, there is less room than ever for the stakeholder. The whole argument gives the impression of politicians trying to catch hold of the constantly shifting world of capitalism. With that world going through its most Protean phase in generations, they have less chance than ever of nailing it down.

**Investor Capitalism: how money managers are changing the face of America, by Michael Useem. Basic Books.*

The rise of investor capitalism

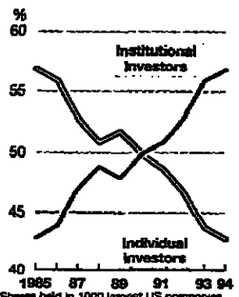

Shares held in 1000 largest US companies
Source: Business Week, Useem

Total return in local currency to 30/5/96

	% change over period					
	US	Japan	Germany	France	Italy	UK
Cash						
Week	0.10	0.01	0.06	0.07	0.18	0.12
Month	0.45	0.05	0.28	0.32	0.76	0.51
Year	6.00	1.06	4.50	6.88	11.03	7.25
Bonds 3-5 year						
Week	-0.29	-0.03	-0.02	-0.1	0.17	-0.21
Month	0.04	0.93	0.22	0.26	1.55	0.25
Year	4.25	2.08	8.75	12.41	21.41	8.60
Bonds 7-10 year						
Week	-0.38	0.18	-0.3	-0.36	0.34	-0.57
Month	-0.05	1.46	-0.25	-0.1	2.34	-0.02
Year	3.13	1.9	8.69	14.09	29.31	7.45
Equities						
Week	-0.6	0.8	-1.6	-0.1	0.8	0.0
Month	2.6	-2.4	0.4	-1.1	-1.5	-1.8
Year	30.7	31.8	20.5	14.8	5.0	18.0

Source: Cash & Bonds - Lehman Brothers. Equities-© FT/Extel Index Unit.
The FT/S&P Actuaries World Indices are jointly owned by FT-SE International Limited, Goldman Sachs & Co., and Standard & Poor's.

COMPANY RESULTS DUE

KLM loss in fourth term likely to narrow

KLM Royal Dutch Airlines, the Dutch national carrier, is expected to report tomorrow net profit of Fl 519m-Fl 525m ($300m-$304m) in the year to March, compared with Fl 470m a year earlier.

KLM's fourth-quarter net loss is expected to narrow to Fl 14m-Fl 20m from Fl89m a year earlier, said analysts, after the freeing up of Fl 33m set aside earlier as provisions against taxes. Revaluation of the stake in Northwest will also help mitigate the expected fourth-quarter loss, and add Fl 255m to full-year results, said one analyst.

AFX, Amsterdam

■ **SMH:** Analysts await confirmation on Friday from the Swiss watchmaker's chairman, Mr Nicholas Hayek, that sales this year are on course for growth of up to 10 per cent in local currency terms, after turnover slipped 1 per cent in 1994-95. The rise is being driven largely by double-digit growth in the high-price Omega brand, and the lower value of the Swiss franc against the dollar and the lira lifting operating margins after two years of decline.

■ **National Grid:** The UK transmission company is expected to announce annual pre-tax profits of up to £595m ($904m) in its first set of results since it demerged from the 12 regional electricity companies last December. It is expected to announce a dividend increase to 10.35p, in line with forecasts.

■ **Thames Water:** The UK utility gave a good indication of its expected results when it announced a £95m restructuring charge to reverse its diversification into overseas contracting in March. At the time it expected profits in the year to March 31 to rise by about twice the rate of inflation. On this basis it is expected to announce tomorrow pre-tax profits of about £320m, against £304m a year ago. A dividend of more than 28p is anticipated.

■ **Vodafone:** The UK's leading mobile phone operator is expected to announced pre-tax profits of about £455m tomorrow giving earnings per share of 9.8p and a dividend for the year of 4p.

■ **De La Rue:** The UK banknote and security printing group is expected to produce at best flat profits when it reports annual results tomorrow. The company warned in November that it was unlikely to beat last year's pre-tax figure of £146.4m. Analysts are forecasting a range from £138m to £152m, with most bunched around £142m.

KLM

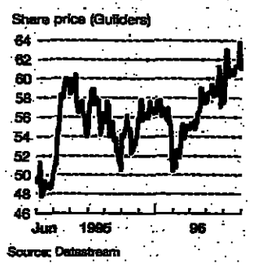

Source: Datastream

■ **Emap:** Final results from the UK media and exhibitions group are expected to produce pre-tax profits of about £85m, against £63.9m, when it reports tomorrow. However, most analysts' will focus on the future of the regional newspaper business following reports last week that it is about to be sold.

A sale would also bring some relief to the group's balance sheet.

A £200m price tag has been mooted, which would go some way to alleviating the indebtedness brought about by Emap's acquisitive track record. This has taken it into business and consumer magazines in the UK and France, radio and exhibitions.

Racal

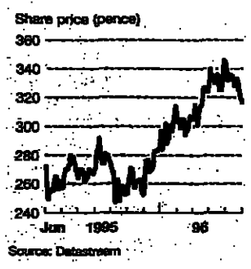

Source: Datastream

■ **Yorkshire Water:** Buy-back expectations will attend Mr Brandon Gough's first results announcement as chairman of the UK utility on Wednesday. The company is expected to capitalise on the permission it received for a 10 per cent share buy-back last year.

Exceptional costs of some £47m relating to problems dealing with last year's drought are expected to dent profits to about £140m, down from £142m last year.

■ **Racal Electronics:** Annual results from the UK data communications and electronics group on Wednesday are likely to show an increase of about 20 per cent to £70m.

However, the rise, which will be underpinned by the company's interest in Camelot, the National Lottery operator, is likely to mask some underlying concerns among investors over the performance of its core businesses.

■ **3i:** Britain's largest equity investor in private companies is expected to report a 21 per cent rise in its net asset value to about 420p when it reports on the year to March 31 on Thursday. The venture capitalist was boosted by strong performances from the smaller companies in which it specialises, and small company shares have risen strongly since 3i's year-end.

■ **Boots:** The cash pile will be in focus when the UK chemists group presents its annual figures on Thursday, with investors wondering whether it will be used for acquisitions or returned to shareholders. Analysts are looking for profits of £495m to £505m for the year to March.

■ **Pilkington:** The UK glassmaker which publishes results for the year to the end of March on Thursday, has done its best in recent months to spread caution around the City.

In March it warned that trading conditions were becoming "difficult" and announced a restructuring which will include a £155m charge to be taken in Thursday's figures. Investors will want to see evidence that this latest rationalisation is bearing fruit despite the downturn in the glass market.

Analysts expect profits of about £200m before charges and tax.

■ **Siebe:** Strong demand for plant automation equipment is expected to fuel a near 20 per cent increase in profits at the international controls and temperature appliances group. Full-year figures on Thursday are likely to show pre-tax profits up from £275.1m to £327m-£330m.

INTERNATIONAL EQUITIES By Antonia Sharpe

Investors have a yen for asceticism

Architects are probably banned from the boardrooms of Japanese banks these days, but those banks contemplating equity-linked financing would be advised to draw up their plans along the clean lines of that maestro of asceticism, Tadao Ando.

In the coming months, international investors will be asked to take up billions of dollars of convertible bond offerings from Japanese banks as they start the process of replenishing balance sheets severely depleted by bad property-related loans.

"Japanese banks need to recapitalise and convertible bonds are the ideal vehicle because the dilutive effect on earnings and dividend yield is deferred," says Mr George Dowdye, a Japanese convertible salesman at SBC Warburg.

Even if Japanese banks wanted to issue straight equity, it is believed such plans would be blocked by the Ministry of Finance for fear of upsetting the fragile recovery in the Japanese stock market, and because they would interfere with the government's privatisation plans.

Last week Sumitomo became the third Japanese bank to launch a convertible bond offering – a Y100bn five-year issue – since September when Mitsubishi re-opened the market with a $2bn seven-year offering. That was followed in March by a Y100bn eight-year offering from Tokai Bank. The lack of a benchmark for such offerings has resulted in each trying different structures, all of which have been criticised, either because they were too cheap or they caused the underlying share price to underperform because of manipulation by hedge funds.

Mitsubishi's offering, for example, was so cheaply priced it was hugely over-subscribed, resulting in two downward revisions in the coupon.

By contrast, the complex structure adopted by Tokai Bank – in particular the five-year non-conversion period – put off many mainstream investors and left the bonds vulnerable to hedge funds. The bank's share price fell by 12.5 per cent between launch and pricing because of heavy arbitrage by hedge funds.

Tokai's experience prompted Sumitomo to go back to Mitsubishi's structure which allows immediate conversion and has a mechanism which protects investors against any fall in the underlying share price.

Even though the indicated coupon on Sumitomo's bond - between 1¼ and 1½ per cent – is well below Mitsubishi's 3 per cent coupon – the terms were still deemed to be so favourable that the bond was quoted in the grey market at 106 last week, compared with an issue price of par.

The strong investor interest in the bond, both from long-term investors and from hedge funds, has also raised the possibility that the coupon will be cut to as little as ¾ per cent. But even the prospect of a cut in the coupon failed to deter arbitrage which resulted downward pressure on Sumitomo's share price last week.

Some bankers question the need to include the so-called "downward reset" mechanism on the bonds, the main advantage of which is to allow the issuer to get away with a lower coupon. They note that there is a greater likelihood of Japanese bank shares rising rather than falling in the near term.

This opinion is also said to be held by international investors who have been seeking to increase their weighting of Japanese bank shares, encouraged by recent moves by the sector to write off bad loans and adopt a strategy to increase the return on equity.

With some Y2,000bn to Y3,000bn of convertible bond issuance expected from Japanese banks over the next two years, investors are set to have the upper hand. But banks that come up with a structure which will attract buyers but not give the bonds away too cheaply will be the winners.

FT/S&P ACTUARIES WORLD INDICES

The FT/S&P Actuaries World Indices are owned by FT-SE International Limited, Goldman, Sachs & Co. and Standard & Poor's. The Indices are compiled by FT-SE International Limited and Goldman Sachs in conjunction with the Faculty of Actuaries and the Institute of Actuaries. NatWest Securities Ltd. was a co-founder of the Indices.

NATIONAL AND REGIONAL MARKETS Figures in parentheses show number of lines of stock	FRIDAY MAY 31 1996								THURSDAY MAY 30 1996					DOLLAR INDEX		
	US Dollar Index	%chg since 29/12/95	Pound Sterling Index	Yen Index	DM Index	Local Currency Index	Local % chg from 29/12/95	Gross Div. Yield	US Dollar Index	Pound Sterling Index	Yen Index	DM Index	Local Currency Index	52 week High	52 week Low	Year ago (approx)
Australia (79)	207.32	9.1	198.38	141.67	164.64	172.68	1.6	4.27	205.62	196.64	139.85	163.80	171.89	212.18	162.68	167.35
Austria (26)	194.35	11.3	185.96	132.80	154.34	154.24	18.8	1.82	191.70	185.19	130.39	152.71	152.62	199.28	168.11	193.97
Belgium (27)	210.18	0.5	201.12	143.62	166.91	163.02	7.4	4.06	209.00	201.90	142.15	166.49	162.39	215.81	186.06	194.63
Brazil (26)	170.62	23.7	163.26	116.59	135.49	318.53	27.1	2.07	170.14	164.36	115.72	135.53	312.07	171.06	123.97	134.99
Canada (99)	164.63	10.9	157.53	112.49	130.74	163.45	11.5	2.33	164.66	159.07	112.00	131.17	163.18	164.65	134.14	141.62
Denmark (30)	294.78	2.1	282.06	201.42	234.09	236.65	8.7	1.89	294.80	284.79	200.51	234.84	237.32	305.17	275.85	280.77
Finland (23)	200.63	7.2	191.88	137.03	159.25	198.64	16.5	2.51	193.92	187.34	131.90	154.48	192.52	276.11	171.73	207.93
France (97)	195.74	9.1	187.29	133.75	155.44	158.94	15.5	3.02	195.03	188.41	132.65	155.37	158.72	199.39	167.70	184.83
Germany (60)	168.61	3.0	161.34	115.21	133.90	133.90	9.9	1.67	167.16	161.50	113.70	133.18	133.18	174.38	153.83	153.83
Hong Kong (59)	440.38	13.6	421.38	300.92	349.72	437.47	13.7	3.25	436.38	421.56	296.80	347.63	433.47	451.19	348.81	389.01
Ireland (16)	282.97	10.8	270.76	193.36	224.72	251.15	11.8	3.41	278.74	269.27	189.58	222.05	249.32	292.97	228.91	226.91
Italy (59)	82.96	12.5	79.39	56.69	65.88	95.91	8.8	2.29	82.57	79.77	56.18	65.78	95.55	84.53	67.22	75.50
Japan (481)	155.66	0.5	148.95	106.37	123.62	106.37	5.3	0.72	155.64	150.35	105.86	123.99	105.86	184.68	137.75	149.95
Malaysia (107)	557.26	14.9	533.22	380.78	442.54	538.23	13.0	1.67	557.04	538.13	378.97	443.75	536.23	565.09	425.77	540.24
Mexico (18)	1257.41	21.4	1203.16	859.20	998.54	10196.85	16.9	1.38	1277.88	1234.59	869.22	1018.07	10385.06	1325.65	791.99	935.22
Netherland (19)	298.67	9.5	285.78	204.08	237.18	233.33	16.9	3.08	295.86	285.81	201.23	235.69	231.58	298.67	245.79	247.44
New Zealand (15)	78.08	-2.0	74.71	53.35	62.00	61.02	-5.7	4.50	78.43	75.77	53.35	62.48	60.95	85.49	76.26	81.24
Norway (35)	252.00	9.0	241.13	172.19	200.12	223.42	12.7	2.03	250.04	241.55	170.07	199.19	222.47	255.73	221.17	221.54
Singapore (44)	417.36	2.5	399.36	285.19	331.44	271.13	2.1	1.40	417.18	403.02	283.75	332.34	271.13	465.21	355.81	403.30
South Africa (45)	362.57	-5.9	347.02	247.81	288.00	345.61	12.8	2.07	356.05	343.97	242.17	283.64	340.47	437.78	338.81	341.37
Spain (37)	175.79	6.4	168.20	120.12	139.60	171.69	13.1	3.24	176.29	170.31	119.90	140.44	172.48	179.85	145.15	145.54
Sweden (48)	352.76	13.0	337.54	241.05	280.14	351.44	14.8	2.31	347.27	335.48	236.19	276.84	348.31	358.08	256.80	256.50
Switzerland (38)	233.06	-1.2	223.01	159.26	185.08	180.95	7.5	1.84	230.78	222.94	156.97	183.84	180.06	252.34	191.24	195.83
Thailand (46)	180.04	7.0	172.27	123.02	142.97	176.82	7.5	1.98	180.09	173.97	122.49	143.48	176.92	183.95	146.74	170.28
United Kingdom (201)	235.81	2.8	225.64	161.13	187.26	225.64	2.5	4.11	233.36	225.46	158.74	185.92	225.46	237.43	210.28	213.89
USA (527)	272.56	8.5	260.80	186.24	216.44	272.56	8.5	2.17	273.50	264.22	186.02	217.88	273.50	276.24	215.77	218.21
Americas (772)	249.09	8.8	238.35	170.21	197.81	209.40	8.8	2.16	249.84	241.45	170.00	199.11	210.10	252.40	197.68	199.88
Europe (715)	210.20	4.6	201.13	143.69	166.92	184.42	8.5	3.05	208.40	201.32	141.74	166.01	183.82	211.35	187.00	187.00
Nordic (136)	303.16	9.9	290.08	207.15	240.75	285.60	13.6	2.24	298.73	288.58	203.18	237.97	283.09	303.16	248.36	248.36
Pacific Basin (831)	169.01	2.3	161.72	115.49	134.22	117.79	5.9	1.17	168.81	163.08	114.82	134.48	117.23	177.01	148.86	160.04
Euro-Pacific (1548)	186.07	3.4	178.04	127.14	147.76	143.04	7.0	2.05	185.18	178.91	125.86	147.53	142.47	190.57	166.51	171.17
North America (726)	265.86	8.6	254.39	181.67	211.13	265.20	8.6	2.17	266.75	257.70	181.43	212.50	268.07	269.33	211.12	213.47
Europe Ex. UK (514)	191.24	6.0	182.99	130.67	151.87	159.88	12.0	2.47	189.78	183.33	129.09	151.18	158.95	182.57	158.29	168.29
Pacific Ex. Japan (350)	292.73	10.5	280.10	200.02	232.48	252.04	8.1	3.03	291.10	281.22	197.99	231.80	250.86	296.68	243.59	256.82
World Ex. US (1738)	187.41	3.6	179.33	128.06	148.83	147.59	7.5	2.06	186.54	180.21	126.86	148.60	147.00	191.53	167.36	171.79
World Ex. UK (2162)	211.51	6.0	202.38	144.53	167.96	179.21	8.5	1.91	211.45	204.27	143.82	168.45	179.06	213.05	180.73	183.09
World Ex. Japan (1862)	245.78	7.3	235.17	167.94	195.18	232.88	8.8	2.52	245.42	237.08	166.92	195.50	232.95	248.49	205.87	208.47
The World Index (2363)	213.70	5.6	204.48	146.02	169.70	183.57	7.9	2.10	213.45	206.20	145.18	170.04	183.42	214.70	183.83	185.79

Copyright, FT-SE International Ltd., Goldman, Sachs & Co. and Standard & Poor's. 1996. All rights reserved. "FT/S&P Actuaries" is a joint trademark of The Financial Times Limited and Standard & Poor's. Base values: Dec 31, 1986 = 100; Finland: Dec 31, 1987 = 115.037 (US $ Index), 90.791 (Pound Sterling) and 94.94 (Local); Nordic: Dec 30, 1986 = 139.85 (US $ Index), 114.45 (Pound Sterling) and 123.22 (Local); Brazil, Thailand and America: Oct 31, 1994 = 180.44 (US $ Index), 164.07 (Pound Sterling) and 149.94 (Local). CONSTITUENT CHANGES DURING THE WEEK ENDING 31/5/96: Addition: Tupperware Corp. (Medium-Small Cap) (USA). Deletion: Ampolex (Australia). Markets closed 31/5/96: Malaysia, Singapore and Thailand.

This announcement appears as a matter of record only

CPH Københavns Lufthavne A/S
Copenhagen Airports

Secondary Share Offering by The Kingdom of Denmark of 2,134,500 shares with gross proceeds of DKK 1,088,595,000.

Global Co-ordinator

DEN DANSKE BANK

Dresdner Bank - Kleinwort Benson Morgan Stanley & Co. International UBS Limited

Daiwa Europe Limited Merrill Lynch International Unibank

Alfred Berg BC Bank Creditanstalt Investment Bank AG Indosuez Capital

April 1996

MARKETS: This Week

NEW YORK By Graeme Wilson

Last week was a challenging one for the US securities markets. By the end of it, the yield on the long bond was barely below 7 per cent, and had crossed that line three times during the day.

Stocks took their lead from the bond market and on three days out of the four that the markets were open, the Dow Jones Industrial Average fell more than the 50 points needed to trigger the "uptick" rule.

What has made the markets nervous is the increasing expectation of a tightening of interest rates, perhaps as soon as the early July meeting of the Federal Reserve policy makers. Stronger than expected housing statistics and a revision in first-quarter GDP, which indicated that second-quarter growth would also be faster than predicted, raised the concern.

But perhaps more worrying was the flood of hawkish remarks from a number of Federal Reserve officials which led the market to think it was being prepared for an interest rate increase.

The next big event for the markets will be the release of employment data for May on Friday. In a survey by MMS International, the consensus of forecasts is that non-farm payrolls will have risen by 170,000, a jump from the 2,000 figure reported for April.

However, there is a wide range of forecasts and the market could be wrong-footed. Forecasts for the unemployment rate centre on 5.5 per cent, up slightly from 5.4 per cent in April.

The markets will also focus on the National Association of Purchasing Management survey, due today. The index regained the 50 per cent level in April, suggesting that the manufacturing sector is improving, and another number above 50 is forecast for May. The MMS consensus is for 51.2 per cent.

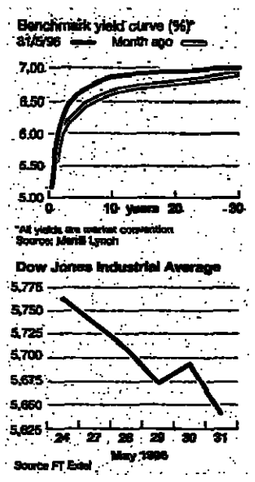

LONDON By Philip Coggan

The UK equity market has been in a state of drift for some time, with the FT-SE 100 Index seemingly stuck in a 3,650 to 3,850 range. An occasional bid battle, such as last week's twin offers for Southern Water, may excite investors in individual sectors, but does little to lift the overall market.

Further bids in the utilities sectors are anticipated ahead of a likely Labour government, which would be expected to frown on such mergers and profit levels in the sector. But there is a "been there, done that" feel to such news. Much more exciting for investors would be the emergence of one of the rumoured bids in the banking or insurance sectors.

Without such a deal, it is hard to see how investors will be lifted out of their torpor this week. The main event will be the meeting between Mr Kenneth Clarke, the chancellor of the exchequer, and Mr Eddie George, the governor of the Bank of England, on Wednesday. But few expect a move on interest rates to emerge from the meeting.

Economic evidence appears to suggest a reviving UK economy but broad monetary growth aside, there have been few heralds of inflationary pressure to justify the political risks involved in raising rates.

Nevertheless, as the well-known monetarist Mr Tim Congdon points out: "Growth in M4 of about 10 per cent is not consistent with inflation at 2.5 per cent in the long run."

With little domestic news to interest either gilt or equity investors, eyes will turn to Friday's US non-farm payrolls data for May.

In recent months, these erratic figures have shown the capacity to move bond markets sharply and if the yield on the 30-year US Treasury bond shifts back decisively over 7 per cent, it will be hard to see gilts or equities making progress.



FRANKFURT By Wolfgang Münchau

After an unusually quiet week, uncertainty continues to dampen investors' enthusiasm. The Bundesbank last week failed to provide a much-needed impetus, leaving the securities repurchase rate unchanged at 3.3 per cent for at least another two weeks.

It is clearly waiting for more economic data, including money supply figures, and perhaps an indication of the outcome of the public sector wage round, before deciding whether and when to cut the repo rate.

Inflation seems to have bottomed out, edging up in western Germany from an annualised 1.2 per cent in April to 1.5 per cent in May, largely due to rising energy prices and the depreciation of the D-Mark against other currencies.

The government is still sticking to its forecast of a rebound in the economy in the second half, a view that the Bundesbank is known to share.

This expectation is partially reflected in the equity market, even though the DAX index appears stuck around the 2,500 mark.

The make-up is not uniform, however. As investors have hunted for bargains, medium-sized DAX 100 stocks have outperformed blue chips.

After heavy restructuring and stepping up foreign investment, many German blue chips have proved resilient – even during a recession. But given the current strong position, the market sees little upside potential.

Small and medium-sized companies, usually more reliant on Germany as a market and a source for labour, tend to be more sensitive to the domestic cycle. And if the economy turns up this summer, as not only the government and the Bundesbank hope, that sector could benefit over-proportionally.

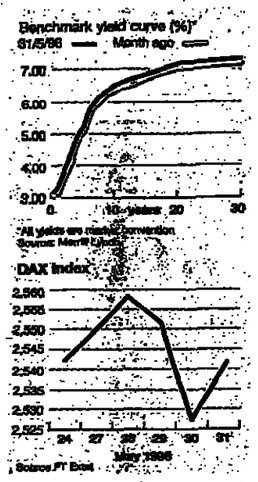

TOKYO By Emiko Terazono

Trading on Tokyo's financial markets are expected to remain relatively quiet as investors await the release of the Bank of Japan's tankan, or quarterly survey of business confidence, due on Friday.

Most economists expect a small improvement in sentiment. "We expect a modest improvement in business sentiment among both manufacturers and non-manufacturers due to rising output and profits and an outlook for stable interest rates and exchange rates," says Mr Michael Hartnett at Merrill Lunch in Tokyo.

Capital investment plans at large companies are expected to be revised upwards as productivity continues to recover. Mr Hartnett sees capital investment plans at 3 per cent, up from the 0.6 per cent reported in February.

The tankan figures could confirm the increasing unlikelihood of monetary tightening by the Bank of Japan. Fears that the central bank would allow short-term rates to rise have started to recede on the bond market, improving investor confidence.

The maturing of Y5,750bn in 10-year government bonds this month and in July have also helped sentiment on the bond market. With the stock market stalling, participants are counting on fund managers reinvesting in bonds.

A possible default of yen bonds issued by a Bulgarian bank could hit confidence of retail investors. Some Y5bn in Mineralbank bonds mature on June 14, but the likelihood that investors will be reimbursed is diminishing.

Retail investors seeking higher yields have been active buyers of low-grade yen bonds from overseas issuers. The small secondary market for samurai bonds prevents panic selling, but future fund-raising by such issuers through yen bonds might be affected.

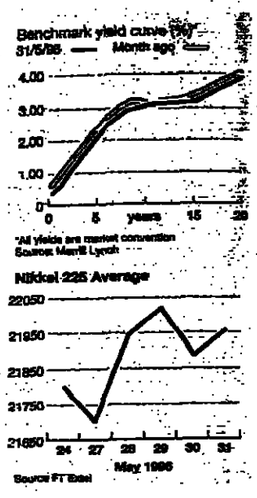

COMMODITIES By Richard Mooney

Aluminium stoppages possible

The aluminium market has been under pressure of late. With London Metal Exchange warehouse stocks of the metal rising and economic recovery disappointingly slow, the LME price for three months delivery has struggled to stay above $1,600 a tonne.

Any investors with bullish inclinations could find encouragement this week, however, if labour contract negotiations at leading US production facilities look like resulting in stoppages.

Three-year contracts expired on Friday at a long list of companies, Alcoa and Reynolds being the most important to the market.

Flemings Global Mining Group pointed out in its Daily Metal Market Monitor last week that the expiries affected not only primary smelting capacity but also downstream processing facilities.

Flemings said it had contacted the companies in question and "understandably they were unwilling to shed any light on how the negotiations were going". It said wages and pensions were issues in the union/management talks "though we don't think that health care benefits are this time round".

"Remember," the monitor said, "that last time these contracts were negotiated, in 1993, the aluminium price averaged the year at its lowest ever level in real terms. The unions' bargaining position was not strong and rolling over and having their tummies tickled was the best they could do. This time around, the earnings outlook is much better and negotiations are likely to go down to the wire."

If strikes occur, Flemings said, the current price "will seem a bargain indeed".

● Among this week's other events is Metal Bulletin's three-day Latin America Metals conference, which began yesterday in Rio de Janeiro.

Today sees the opening, in Valletta, Malta, of a three-day grains conference co-hosted by the US Feed Grains Council and US Wheat Associates.

Speakers include Mr Tim Galvin of the US Department of Agriculture, Mr Jerry Leaper of Farmland Industries, and Mr Klaus Schumacher of Toepfer.

OTHER MARKETS Compiled by William Cochrane

HELSINKI

The Finnish equity market has had its distractions in the past year or so. Flying high between March and September 1995 as Nokia surged on bullish forecasts for the cellular telephone market, it fell sharply led by Nokia and the forestry sector in the three months to December.

The Hex index lost 32 per cent; the telecoms combine more than halved as the mobile phones bonanza threatened to stop short; and forestry companies fell by around 30 per cent as pulp prices hit a cyclical decline.

More recently, the market has seen a marginal recovery in Nokia, spiced last week by rumours that it might be a takeover target for Lucent, the US telecoms group; and a more solid climb in the forestry sector, on the view that the time to buy paper and pulp producer shares is when profits are at the bottom.

Moreover, Nokia has been replaced as the market *wunderkind* by Rasio, the food conglomerate whose Benecol margarine claims to reduce cholesterol levels in consumers. Its shares have jumped by 390 per cent since January 2.

This week, the market runs into the thick of its tertial results season, after opening with good four-monthlies from Valmet, the paper machine maker, last week.

Mr Michael Finney, at Kleinwort Benson, says the earnings pattern will be distorted this year by weakness in forestry profits and that the full year, for that reason, could see a fall in earnings of around 6 per cent for the market as a whole.

However, he says, excluding the forestry sector, Finnish companies should be flying high with a 24 per cent gain in 1996 earnings, putting the whole market on a current year prospective p/e of 9.8.

This is "the cheapest multiple in Europe", says Mr Finney; the nearest is Norway, at around 11.3, and then the multiples escalate, all the way up to France on 19.5.

MADRID

After a 38 per cent rise in 14 months, and another new peak last Tuesday, the Spanish equity market began to wobble last week. There are broad issues involved; and some are likely to be illustrated by events at this week's two big annual general meetings, of Endesa on Wednesday, and of Repsol on Friday.

The electricity utility and the oil major top the list of major state shareholdings which are due to be sold off as Spain's new centre-right government attempts to meet the criteria for European monetary union.

According to Mr Simon Jeffries at ABN Amro Hoare Govett, it is on meeting Emu criteria that the valuation of the Madrid equity market depends; but if that depended on public spending cuts alone, the ruling Popular party would have to make cuts four times as deep as the Pta250bn which have been announced.

Mr Jeffries' colleague, the European strategist Mr Chris Johns recommended an underweight position in Spanish equities last Thursday. He said the best news on interest rates had already happened, that Emu hopes were likely to prove forlorn, and that market valuations looked full to slightly stretched.

This might take some gilt off the privatisation gingerbread, especially since the new government, enthusiasm for which has extended Madrid's bull market, risks alienating a big block of institutional shareholders by replacing established company chairmen – Mr Oscar Fanjul, of Repsol, in particular – with its own nominees.

PARIS

Another busy corporate week is in store, *writes John Pitt*, with annual meetings expected from Accor and Total tomorrow, and Sanofi and Usinor on Friday.

In addition, Bouygues hosts an analysts' meeting tomorrow which will be watched closely following the group's announcement last week that it was to launch the country's third mobile telephone network.

CROSS BORDER M&A DEALS

BIDDER/INVESTOR	TARGET	SECTOR	VALUE	COMMENT
Lucas Industries (UK)/ Varity Corp (US)	Merger	Electrical equipment	$4.9bn	LucasVarity confirmed
Deutsche Telekom (Germany)	Kazakhtelecom (Kazakhstan)	Telecoms	$550m	Debt-for-equity swap
Sandvik (Sweden)	Tampella (Finland)	Constr equip	$278m	Svedala withdraws
Great Eagle Holdings	Langham Hilton	Hotels	$153m	Ladbroke sale
Ansaldo Trasporti (Italy)	Cie des Signaux Transport (France)	Signalling	$77.4m	Merging sector operations
Daewoo (S Korea)	2 Mai (Romania)	Shipbuilding	$53m	Taking control
Royal Bank Development Capital (UK)	Superdiplo (Spain)	Retailing	$19m	Part of $120m Bimbo
Blick (UK)	Teletechnicom (N'lands)	Distribution	$13m	Cash & paper deal
KNP BT (N'lands)	Karton Morava (Czech R)	Packaging	n/a	Reinforcing EE position

This announcement appears as a matter of record only.

Mulberry
ENGLAND

MULBERRY GROUP plc

Placing of £8.58 million and admission to AIM

advised by

BROWN, SHIPLEY & CO. LIMITED
CORPORATE FINANCE DEPARTMENT
FOUNDERS COURT, LOTHBURY, LONDON EC2R 7HE
TELEPHONE: 0171 606 9833 FAX: 0171 796 4875

REGULATED BY THE SECURITIES AND FUTURES AUTHORITY

CURRENCIES

US, German and Japanese data will determine rates

Markets will this week have a rich seam of data to mine, with the release on Friday of the May payrolls report in the US and the May tankan survey in Japan.

The strength of the economy in the US and Japan will determine the outlook for interest rates in the two countries and influence the passage of the dollar.

Markets will also be keeping a keen eye on data from Germany. First-quarter GDP figures are expected to show a second consecutive quarter of negative growth, but orders data will be watched for confirmation that the economy is picking up.

Recent comments from senior Fed officials have left little doubt that the next move in US interest rates will be up. The effect that will have on the dollar is unclear; in February 1994, a rise in US interest rates was partially responsible for a collapse in the dollar.

The dollar fell quite sharply last Friday, a function of rallies in sterling and the Swiss franc, and weakness in US stock and bond prices. A key feature of this week's trading will be to establish whether this weakness was simply a correction, or something more.

Another focus will be sterling, which rallied sharply last week, notwithstanding the weaker dollar. For the first time in many months, sterling appears to have acquired a trading life of its own. The current bout of strength appears to be based on investors switching into UK assets from other high-yielders like Spain and Italy where currency and bond market rallies look to have stalled. The monthly monetary meeting in the UK is not expected to herald any shift in monetary policy.

Traders will also be keeping an eye on the Swiss franc. It is widely agreed to be overvalued, and was thought to be in a downward path, but markets were confused by comments from the chief economist of the Swiss National Bank, Mr Georg Rich, calling for a stable, independent Swiss franc.

This was taken by some as an indication that the Swiss were not looking to weaken the franc.

FT GUIDE TO WORLD CURRENCIES

The table below gives the latest available rates of exchange (rounded) against four key currencies on Friday, May 31, 1996. In some cases the rate is nominal. Market rates are the average of buying and selling rates except where they are shown to be otherwise. In some cases market rates have been calculated from those of foreign currencies to which they are tied.

		£ STG	US $	D-MARK	YEN (X 100)
Afghanistan	(Afghani)	7359.85	4750.00	3109.66	4394.06
Albania	(Lek)	153.856	99.3000	65.0082	91.8594
Algeria	(Dinar)	85.8135	55.3850	36.2586	51.2350
Andorra	(French Fr)	8.0205	5.1765	3.3889	4.7888
	(Sp Peseta)	199.756	128.925	84.4026	119.265
Angola	(Reed Kwanza)(1)	49246.1	31784.0	20807.9	29402.4
Anegua	(E Carib $)	4.1834	2.7000	1.7676	2.4977
Argentina	(Peso)	1.5473	0.9987	0.6538	0.9239
Armenia	(Dram)	629.669o	405.750	265.630	375.347
Aruba	(Florin)	2.7734	1.7900	1.1719	1.6568
Australia	(Aus $)	1.9405	1.2524	0.8199	1.1585
Austria	(Schilling)	19.9529	10.7480	7.0363	9.9426
Azerbaijan	(Manat)	5738.98o	4350.00	2847.79	4024.05
Azores	(Port Escudo)	244.248	157.640	103.201	145.828
Bahamas	(Bahama $)	1.5494	1	0.6547	0.9251
Bahrain	(Dinar)	0.5842	0.3770	0.2468	0.3488
Balearic Is	(Sp Peseta)	199.756	128.925	84.4026	119.265
Bangladesh	(Taka)	63.9128	41.2500	27.0049	38.1591
Barbados	(Barb $)	3.1163	2.0113	1.3167	1.8608
Belarus	(Rouble)	24674.2o	15925.0	10425.5	14731.7
Belgium	(Belg Fr)	49.7287	31.4500	20.5892	29.0984
Belize	($ B)	3.0968	2.0000	1.3093	1.8501
Benin	(CFA Fr)	802.050	517.650	338.887	478.862
Bermuda	(Bermudian $)	1.5494	1	0.6547	0.9251
Bhutan	(Ngultrum)	54.2756	35.0300	22.9329	32.4052
Bolivia	(Boliviano)	7.5710	5.0800	3.3257	4.6994
Botswana	(Pula)	5.2137	3.3647	2.2028	3.1129
Brazil	(Real)	1.5487	0.9999	0.6546	0.9253
Brunei	(Brunei $)	2.1942	1.4097	0.9229	1.3041
Bulgaria	(Lev)	202.399	130.630	85.5188	120.842
Burkina Faso	(CFA Fr)	802.050	517.650	338.887	478.862
Burma	(Kyat)	6.1782	3.9869	2.6093	3.6869
Burundi	(Burundi Fr)	441.748	285.109	186.651	263.748
Cambodia	(Riel)	3565.62	2300.00	1505.73	2127.66
Cameroon	(CFA Fr)	802.050	517.650	338.887	478.862
Canada	(Canadian $)	2.1343	1.3771	0.8978	1.2684
Canary Is	(Sp Peseta)	199.756	128.925	84.4026	119.265
Cp. Verde	(CV Escudo)	128.554	82.9700	54.3176	76.7330
Cayman Is	(CI $)	1.3187	0.8511	0.5572	0.7873
Cent. Afr. Rep	(CFA Fr)	802.050	517.650	338.887	478.862
Chad	(CFA Fr)	802.050	517.650	338.887	478.862
Chile	(Chilean Peso)	833.627	538.060	352.725	498.307
China	(Yuan)	12.8996	8.3255	5.4504	7.7017
Colombia	(Col Peso)	1662.27	1072.85	702.357	992.461
Comoros	(Fr)	603.364	389.418	254.936	360.239
Congo	(CFA Fr)	802.050	517.650	338.887	478.862
Costa Rica	(Colon)	317.485	204.918	134.151	189.561
Côte d'Ivoire	(CFA Fr)	802.050	517.650	338.887	478.862
Croatia	(Kuna)	8.6906	5.5831	3.6551	5.1646
Cuba	(Cuban Peso)	1.5494	1	0.6547	0.9251
Cyprus	(Cyprus £)	0.7369	0.4759	0.3096	0.4374
Czech Rep.	(Koruna)	42.9076	27.6930	18.1298	25.6179
Denmark	(Danish Krone)	9.1435	5.9025	3.8642	5.4603
Djibouti Rep	(Dji Fr)	247.804	160.000	104.746	148.011
Dominica	(E Carib $)	4.1834	2.7000	1.7676	2.4977
Dominican Rep	(D Peso)	21.4970	13.8750	9.0823	12.8353
Ecuador	(Sucre)	4843.43o	3126.00	2046.48	2891.77
	(Sucre)	4843.43o	3126.00	2046.48	2891.77
Egypt	(Egyptian £)	5.2945	3.4171	2.2371	3.1611
El Salvador	(Colon)	13.5850	8.7750	5.7318	8.0990
Equat'l Guinea	(CFA Fr)	802.050	517.650	338.887	478.862
Eritrea	(Kroon)	18.9846	12.2590	8.0218	11.3348
Ethiopia	(Ethiopian Birr)	8.6666	5.8000	3.7971	5.3654
Falkland Is	(Falk £)	1	0.8454	0.4225	0.5970
Faroe Is	(Danish Krone)	9.1435	5.9025	3.8642	5.4603
Fiji Is	(Fiji $)	2.1666	1.3986	0.9153	1.2947
Finland	(Markka)	7.3132	4.7200	3.0900	4.3699
France	(Fr)	8.0205	5.1765	3.3889	4.7888
Fr. Cty/Africa	(CFA Fr)	802.050	517.650	338.887	478.862
Fr. Guiana	(Local Fr)	8.0205	5.1765	3.3889	4.7888
Fr. Pacific Is	(CFP Fr)	146.270	94.4045	61.8033	87.3307
Gabon	(CFA Fr)	802.050	517.650	338.887	478.862
Gambia	(Dalasi)	18.1841	9.8000	6.4157	9.0657
Germany	(D-Mark)	2.3666	1.5276	1	1.4130
Ghana	(Cedi)	2602.26	1679.00	1037.28	1493.92
Gibraltar	(Gib £)	1	0.8454	0.4225	0.5970
Greece	(Drachma)	374.320	241.560	158.160	223.488
Greenland	(Danish Krone)	9.1435	5.9025	3.8642	5.4603
Grenada	(E Carib $)	4.1834	2.7000	1.7676	2.4977
Guadeloupe	(Local Fr)	8.0205	5.1765	3.3889	4.7888
Guam	(US $)	1.5494	1	0.6547	0.9251
Guatemala	(Quetzal)	9.3917	6.0615	3.9683	5.6073
Guinea	(Fr)	1544.75	997.000	652.701	922.294
Guinea-Bissau	(Peso)	27945.0	18035.0	11807.5	16684.6
Guyana	(Guyanese $)	215.212	138.900	90.9329	128.492
Haiti	(Gourde)	25.0831	16.1760	10.5899	14.9639
Honduras	(Lempira)	17.2913	11.1600	7.3061	10.3238
Hong Kong	(HK $)	11.9885	7.7375	5.0655	7.1577
Hungary	(Forint)	231.054	149.125	97.6288	137.951
Iceland	(Icelandic Krona)	104.383	67.3700	44.1048	62.3219
India	(Indian Rupee)	54.2759	35.0300	22.9329	32.4052
Indonesia	(Rupiah)	3813.86	2332.50	1527.00	2157.72
Iran	(Rial)	4649.50u	3000.00	1963.89	2775.21
Iraq	(Iraqi Dinar)	0.4617o	0.3109	0.2035	0.2876
Iraq	(Iraqi Dinar)	1549.40m	1000.00	654.665	925.069
Irish Rep	(Punt)	0.9760	0.6299	0.4124	0.5827
Israel	(Shekel)	5.1108	3.2986	2.1595	3.0514
Italy	(Lira)	2386.39	1547.95	1013.39	1431.86
Jamaica	(Jamaican $)	58.4889	37.7500	24.7136	34.9214
Japan	(Yen)	167.490	108.100	70.7892	100
Jordan	(Jordanian Dinar)	1.0898	0.7030	0.4602	0.6499
Kazakhstan	(Tenge)	103.423	66.7500	43.6899	61.7484
Kenya	(Kenya Shilling)	80.1751	56.2000	36.1015	53.8390
Kiribati	(Australian $)	1.9405	1.2524	0.8199	1.1585
Korea North	(Won)	3.3312	2.1500	1.4076	1.9889
Korea South	(Won)	1220.85	787.850	515.843	728.906
Kuwait	(Kuwaiti Dinar)	0.4651	0.3002	0.1965	0.2777
Laos	(New Kip)	1425.46	920.000	602.291	851.054
Latvia	(Lats)	0.8590	0.5508	0.3604	0.5093
Lebanon	(Lebanese £)	2440.31	1575.00	1031.10	1456.98
Lesotho	(Maloti)	6.7554	4.3600	2.8543	4.0333
Liberia	(Liberian $)	1.5494	1	0.6547	0.9251
Libya	(Libyan Dinar)	0.5508	0.3555	0.2327	0.3289
Liechtenstein	(Swiss Fr)	1.9472	1.2563	0.8198	1.1585
Lithuania	(Litas)	6.1976	4.0000	2.6187	3.7003
Luxembourg	(Lux Fr)	48.7287	31.4500	20.5892	29.0934
Macao	(Pataca)	12.3827	7.9919	5.2330	7.3931
Macedonia	(Denar)	59.0322	38.1000	24.9427	35.2482
Madagascar	(MG Fr)	5867.72	3800.00	2487.73	3515.26
Madeira	(Port Escudo)	244.248	157.640	103.201	145.828
Malawi	(Kwacha)	23.7120	15.3040	10.0180	14.1572
Malaysia	(Ringgit)	3.9712	2.4985	1.6357	2.3113
Maldive Is	(Rufiya)	16.2365	11.7700	7.7054	10.8891
Mali Rep	(CFA Fr)	802.050	517.650	338.887	478.862
Malta	(Maltese Lira)	0.5654	0.3649	0.2389	0.3376
Martinique	(Local Fr)	8.0205	5.1765	3.3889	4.7888
Mauritania	(Ouguiya)	211.230	136.330	89.2304	126.115
Mauritius	(Maur Rupee)	30.2908	19.5500	12.7987	18.0851
Mexico	(Mexican Peso)	11.4943	7.4185	4.8586	6.8626
Miquelon	(Local Fr)	8.0205	5.1765	3.3889	4.7888
Moldova	(Leu)	7.1505	4.6150	3.0213	4.2692
Monaco	(French Fr)	8.0205	5.1765	3.3889	4.7888
Mongolia	(Tugrik)	723.069	466.670	305.512	431.702
Montserrat	(E Carib $)	4.1834	2.7000	1.7676	2.4977
Morocco	(Dirham)	13.3945	8.7740	5.7440	8.1165
Mozambique	(Metical)	17281.1	11140.5	7293.29	10303.7
Namibia	(S A Rand)	6.7554	4.3600	2.8543	4.0333
Nauru Is	(Australian $)	1.9405	1.2524	0.8199	1.1585
Nepal	(Nepalese Rupee)	86.8052	56.0250	36.6775	51.8270
Netherlands	(Guilder)	2.6522	1.7117	1.1206	1.5834
N'nd Antilles	(A/Guilder)	2.7734	1.7900	1.1719	1.6569
New Zealand	(NZ $)	2.2904	1.4777	0.9675	1.3674
Nicaragua	(Gold Cordoba)	12.8493	8.2931	5.4292	7.6717
Niger Rep	(CFA Fr)	802.050	517.650	338.887	478.862
Nigeria	(Naira)	34.0868o	22.0000	14.4026	20.3515
	(Naira)	190.227m	84.0500	55.0348	77.7321
Norway	(Nor. Krone)	10.1205	6.5319	4.2762	6.0425
Oman	(Rial Omani)	0.5966	0.3850	0.2520	0.3562
Pakistan	(Pak. Rupee)	53.9117	34.7952	22.7782	32.1860
Panama	(Balboa)	1.5494	1	0.6547	0.9251
Papua New Guinea	(Kina)	1.6892	1.2903	0.8447	1.1936
Paraguay	(Guarani)	3145.28	2030.00	1328.97	1877.86
Peru	(New Sol)	3.7449	2.4170	1.5823	2.2359
Philippines	(Peso)	40.5789	26.1900	17.1457	24.2226
Pitcairn Is	(£ Sterling)	1	0.6454	0.4225	0.5970
	(NZ $)	2.2904	1.4717	0.9635	1.3614
Poland	(Zloty)	4.1588	2.6840	1.7571	2.4828
Portugal	(Escudo)	244.248	157.640	103.201	145.828
Puerto Rico	(US $)	1.5494	1	0.6547	0.9251
Qatar	(Riyal)	5.6414	3.6410	2.3836	3.3682
Reunion Is. de la	(F/Fr)	8.0205	5.1765	3.3889	4.7888
Romania	(Leu)	4756.66	3070.00	2009.80	2838.98
Russia	(Rouble)	7803.55m	5036.50	3297.22	4658.11
Rwanda	(Fr)	340.868	220.000	144.026	203.515
St Christopher	(E Carib $)	4.1834	2.7000	1.7676	2.4977
St Helena	(£)	1	0.6454	0.4225	0.5970
St Lucia	(E Carib $)	4.1834	2.7000	1.7676	2.4977
St. Pierre	(French Fr)	8.0205	5.1765	3.3889	4.7888
St Vincent	(E Carib $)	4.1834	2.7000	1.7676	2.4977
San Marino	(Italian Lira)	2386.39	1547.95	1013.39	1431.86
Sao Tome	(Dobra)	3295.73	2127.10	1392.64	1967.72
Saudi Arabia	(Riyal)	5.8108	3.7503	2.4552	3.4693
Senegal	(CFA Fr)	802.050	517.650	338.887	478.862
Seychelles	(Rupee)	7.7384	4.9935	3.2684	4.6184
Sierra Leone	(Leone)	1324.74	855.000	559.738	790.934
Singapore	($)	2.1942	1.4097	0.9229	1.3041
Slovakia	(Koruna)	48.1647	31.0960	20.3509	28.7597
Slovenia	(Tolar)	213.274	137.650	90.1143	127.365
Solomon Is	($)	5.4751	3.5337	2.3134	3.2689
Somali Rep	(Shilling)	4059.43	2620.00	1715.22	2423.88
South Africa	(Rand)	6.7554	4.3600	2.8543	4.0333
Spain	(Peseta)	199.756	128.925	84.4026	119.265
Spanish Ports in N Africa	(Sp Peseta)	199.756	128.925	84.4026	119.265
Sri Lanka	(Rupee)	85.1398	54.9500	35.9738	50.8326
Sudan Rep	(Dinar)	184.379	119.000	77.9051	110.085
Surinam	(Guilder)	635.254	410.000	268.412	379.379
Swaziland	(Lilangeni)	6.7554	4.3600	2.8543	4.0333
Sweden	(Krona)	10.4272	6.7288	4.4058	6.2255
Switzerland	(Fr)	1.9402	1.2523	0.8198	1.1585
Syria	(£)	54.9874	41.8500	27.4032	38.8087
Taiwan	($)	42.8828	27.6770	18.1181	25.6091
Tanzania	(Shilling)	975 411	565.000	369.955	522.864
Thailand	(Baht)	39.2293	25.3190	16.5756	23.4218
Togo Rep	(CFA Fr)	802.050	517.650	338.887	478.862
Tonga Is	(Pa'anga)	1.9405	1.2524	0.8199	1.1585
Trinidad/Tobago	($)	9.8658	3.7350	3.7545	5.3063
Tunisia	(Dinar)	1.5279	0.9861	0.6456	0.9122
Turkey	(Lira)	121829.3	78630.0	51479.3	72738.2
Turks & Caicos	(US $)	1.5494	1	0.6547	0.9251
Tuvalu	(Australian $)	1.9405	1.2524	0.8199	1.1585
Uganda	(New Shilling)	1577.29	1018.00	666.449	941.721
Ukraine	(Karbovanets)	287268.8	185400.0	121374.8	171507.3
U A E	(Dirham)	5.6913	3.6732	2.4047	3.3980
United Kingdom	(£)	1	0.6454	0.4225	0.5970
United States	(US $)	1.5494	1	0.6547	0.9251
Uruguay	(Peso Uruguayo)	12.0234	7.7600	5.0802	7.1795
Vanuatu	(Vatu)	171.720	110.830	72.5595	102.535
Vatican	(Lira)	2386.39	1547.95	1013.39	1431.86
Venezuela	(Bolivar)(2)	728.032v	469.880	307.614	434.627
Vietnam	(Dong)	17091.2	11011.5	7208.84	10188.4
Virgin Is–British	(US $)	1.5494	1	0.6547	0.9251
Virgin Is–US	(US $)	1.5494	1	0.6547	0.9251
Western Samoa	(Tala)	3.7967	2.4504	1.6042	2.2669
Yemen (Rep of)	(Rial)	216.916r	140.000	91.6580	129.510
Yugoslavia	(New Dinar)	7.7780	5.0200	3.2864	4.6439
Zaire Rep	(Zaire)	39974.5	25800.0	16890.3	23868.5
Zambia	(Kwacha)	1316.06	1236.00	809.165	1143.36
Zimbabwe	($)	15.2206	9.8300	6.4354	9.0934

Special Drawing Rights May 30, 1996 Ltd Kingdom £0.941999 Ltd States $1.44844 Germany DM2.21161 Japan Y156.432 European Currency Unit Rates May 31, 1996 Ltd Kingdom £0.810618 Ltd States $1.24835 Germany DM1.81835 Japan Y135.264

Abbreviations: (e) Free rate; (m) Market rate; (o) Official rate; (p) Parallel rate (t) Tourist rate (u) Currency fixed against the US Dollar (v) Floating rate (1) Angolan Reajustado Kwanza devalued on 4/3/96. (2) Two tier rate replaced by floating Venezuelan Bolivar 22/4/96.
Some data derived from THE WM/REUTERS CLOSING SPOT RATES & Bank of America, Economics Department, London Trading Centre. Enquiries: 0171 634 4065.
To obtain a copy of this table by fax from the Cityline service dial 0891 437001. Calls charged at 39p/minute cheap rate, 49p/minute at all other times.
Friday, May 31, 1996

INTERNATIONAL BONDS By Richard Lapper

Investors wooed by extra yield from developing nation issuers

The expected debut on the euromarkets later this month of Romania will further underline the popularity of emerging market borrowers among international investors.

Interest rates may have risen recently in the core European, US and Japanese markets, but investors appear anxious to pick up the extra yield available on paper from developing nation issuers.

This is shown by the growing volume of issuance in the international bond markets by borrowers from Latin America, the Far East and eastern Europe so far this year. Figures from Euromoney Bondware show that more than $30bn has been raised in 1996 from 174 separate issues of eurobonds, samurais and yankees. That is already two-thirds of the $45.7bn raised during all of 1995.

Yields on emerging market issues traded in the secondary market have fallen by an average of one percentage point over the last 12 months, with Latin American corporate securities performing particularly strongly. Spreads on a dollar bond issue by Cemex, the Mexican cement company, have tightened by 140 basis points over the last three months, for example.

Maturities of emerging market issues have lengthened, as investor perceptions of credit risks have improved. Argentina recently issued 15-year bonds, for example, while Mexico swapped some $1.75bn of Brady paper for 30-year dollar-denominated bonds. Brazil said last month that it is contemplating a similar programme.

Against this background, bankers accompanying Romanian officials on a roadshow in Europe and the US expect to secure attractive terms on the country's first ever eurobond issue. Maturity and size are still to be decided.

Led by Merrill Lynch, the bond will be listed in Luxembourg and will include a tranche aimed at qualified institutional buyers in the US under Rule 144a. Romania's recent record in international markets as well as the performance of similar if not exactly comparable credits gives some clue to likely pricing.

The National Bank of Romania (NBR), the country's central bank, has still to decide the timing of the issue but is expected to be looking to raise about $150m over three years in its sixth capital raising exercise since it re-entered the capitals market in 1995 after an absence of more than a decade.

NBR raised $150m in a one-year syndicated loan arranged by Citibank last March and a further $110m in an 18-month deal on the syndicated market in October last year, also led by Citibank. It followed those deals with a 15-month $90m syndicated loan, led by Sanwa in April this year.

In between, in February 1996, NBR raised some $50m through a five-year privately placed bond issue in the US, led by Merrill Lynch. And last month the bank raised Y52bn with a three-year samurai bond led by Nomura.

Rates on these borrowings have steadily fallen. The bank paid 2.75 per cent over Libor on the first loan. That rate fell to 2.25 per cent on the October loan and the February private placement, and 1.75 per cent on the April loan.

The bank paid yen Libor plus 2.80 per cent (roughly equivalent to dollar Libor plus 3.10 per cent) on the samurai loan, swapping the proceeds into dollars to achieve a funding rate equivalent to 3.36 per cent over the interpolated Treasury bond yield.

Turkey, which has a slightly lower credit rating from Standard & Poor's (B+ as opposed to BB– for Romania) and the same from Moody's at Ba3, issued a five-year bond in May, which is now trading at 230 basis points over Treasuries.

Bonds issued by three Latin American sovereign borrowers – Mexico (rated Ba2 by Moody's and BB by S&P), Argentina (B1 and BB–) and Brazil (B1 and B+) – are trading in a range of 350 to 450 basis points over Treasuries.

Romania might expect to achieve funding rates midway between these levels but will clearly hope its improving economic fundamentals will bring down these costs on future issues.

It is understood the bank intends to raise another $300m this year, probably through a second samurai and another syndicated loan.

During the country's roadshow last week, bankers were told that growth, inflation, the budget deficit and indebtedness are all comparable with some of eastern Europe's best performing economies, which have benefited from rapidly improving perceptions of their creditworthiness in the last few months.

For example, in 1995 Romanian growth of 6.9 per cent was ahead of Poland (6.5 per cent), the Czech Republic (4.8 per cent) and Hungary (2 per cent), and only marginally behind Slovakia (7.4 per cent).

The country's budget deficit, equal to 3.6 per cent of GDP in 1995, was lower than either Polish or Hungarian levels (4 per cent and 6.5 per cent respectively).

Romanian indebtedness remains extremely low by central European standards, amounting to 74 per cent of exports, compared with 43 per cent for Slovakia, 76 per cent for the Czech Republic, 145 per cent for Poland and 190 per cent for Hungary.

As a percentage of GDP, debt is 19.4 per cent, against 34.8 per cent in the Czech Republic, 40.2 per cent in Poland, 55.6 per cent in Slovakia and 76.7 per cent in Hungary.

The Romanian authorities are also likely to stress the differences between their economy and that of their southern neighbour, Bulgaria, following news last week of a likely default by Mineralbank on a Y5bn bond issue privately placed with Japanese investors seven years ago.

The Bulgarian authorities said on Friday that they will not cover payments due next month on the issue. The price of Bulgarian Brady bonds, the most widely traded class of Bulgarian dollar-denominated debt, had fallen on Thursday on rumours of a possible Mineralbank default.

However, the Brady bonds were unaffected by Friday's news and traded marginally higher towards the close in New York.

Analysts said Bulgaria's foreign exchange difficulties, highlighted by the government's refusal to cover Mineralbank's debts, had been discounted in the market.

10-year benchmark bond yields

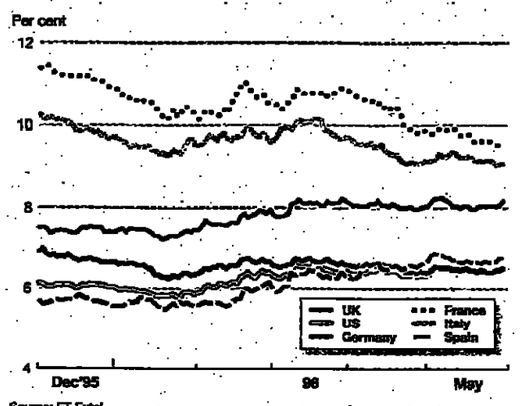

Source: FT Extel

INTEREST RATES AT A GLANCE

	USA	Japan	Germany	France	Italy	UK
Discount	5.00	0.50	2.50	4.95†	9.00	6.00‡
Overnight	5.38	0.47	3.25	3.78	9.18	5.94
Three month	5.18	0.46	3.25	3.83	8.87	6.06
One year	5.78	0.84	3.37	4.03	8.43	6.37
Five year	6.65	2.25	5.21	5.56	8.97	7.65
Ten year	6.86	3.16	6.52	6.51	9.59	8.14

(†) Pentre-Repo rate. (‡) UK-Base rate. Source: Reuters.

NEW INTERNATIONAL BOND ISSUES

Borrower	Amount m.	Maturity	Coupon %	Price	Yield %	Launch spread bp	Book-runner
US DOLLARS							
Central Hispano Eurocapital(s)	450	undated	(nr†)	100.00	-	-	Merrill Lynch Intl
Toyota Motor Finance(Netherlands)	350	Jun 1999	6.25	99.77R	6.337	+5(63¼%-99)	Nomura International
Japan Highway	300	Jun 2006	7.00	99.62R	7.054	+30(6⅞%-06)	IBJ International
Swedish Export Credit(g)+‡	200	Jun 1999	(vi)	99.98	-	-	Yamaichi Intl(Europe)
Banque Nationale de Paris	175	Jun 2006	7.50	99.89R	7.515	+75(6¾%-06)	Lehman/Salomon Bros
ING Bank	150	Jun 2006	7.25	99.26TR	7.365	+60(6¾%-06)	Paine/Webber Intl(UK)
Ford Motor Credit Co	750	Jun 2001	6.875	99.431R	7.014	+46(WI 5yr)	Merrill Lynch Intl
Council of Europe	500	Jun 2001	6.75	99.65R	6.788	+10(WI 5yr)	Merrill/SBC Warburg
C'wealth Bank of Australia(f)	400	Jul 2006	7.125	99.563R	7.185	+38(6¾%-06)	Morgan Stanley Intl
Beta Finance Corp(i)	200	Jun 1999	6.375	99.85R	6.43	+12(6¾%-99)	SBC Warburg
PNOC Energy Dev'ment Corp	150	Dec 2001	8.125§#	99.49R	8.242	+170(WI 5yr)	Morgan Stanley Intl
Hewlett Packard Finance Co(s)	150	Dec 1998	6.25	100.00R	6.27	+11½(WI 5yr)	Citibank International
KfW International Finance	200	Jan 2000	6.50	99.80R	6.558	+3(j)	Paribas Capital Markets
Petroquimica Unibanca(s)	60	Jan 2004	(nr)§#	99.17R	12.34	+595(9¾%-99)	Indosuez Capital
Midland Bank(s)	25	Jun 1997	16.00	100.00	-	-	HSBC Markets
ANZ Banking Group(s)	200	Dec 1998	6.50	99.9925R	6.53	+25(6⅝-99)	HSBC Markets
Cofinoga(l)‡	100	Jul 2006	(11.5)	99.78R	-	-	Goldman Sachs Intl
Brides Corp	100	Dec 1998	10.25§#	99.705R	10.39	+412½(i)	Chase Inv'mnt Bank
Banco Sudameris Brasil	70	Jan 1999	9.75§#	99.70R	9.870	+350(5¾%-99)	Paribas Capital Markets
D-MARKS							
DSL Finance	500	Jun 2001	5.375	99.73R	5.438	+30(5¼%-01)	Goldman Sachs
Bacob Overseas‡	200	Jun 2000	(i)	99.933R	-	-	Bgn Paribas(Deutsch)
Republic of Argentina(s)	500	May 2011	11.75	98.65R	11.80	+511(8¼%-06)	CSFB-Effectenbank
YEN							
Republic of Finland(g)+	12bn	Jun 1998	6.60	99.98	-	-	Daiwa Europe
SWISS FRANCS							
Crédit Local de France(s)	100	Dec 2001	4.25	103.25	-	-	CKB/Merrill Lynch
Merrill Lynch & Co(s)	100	Dec 2000	4.00	101.50	-	-	Merrill Lynch Cap Mkts
STERLING							
Bayerische Hypo(s)	150	Dec 2000	7.625	99.638R	7.742	+20(6⅝-00)	BZW
Federative Republic of Brazil	100	Jun 1999	9.75	99.719R	9.863	+250(6⅝-99)	HSBC Markets
Commercial Union(k)	200	Jan 2016	9.50	99.447R	9.563	+65(9¼%-17)	BZW/NatWest Cap Mkts
Bradford & Bingley B/S(s)	150	Dec 1999	7.625	99.63R	7.765	+35(6⅝-99)	UBS
Benelux Bank‡	150	Jun 1998	(m)	99.93R	-	-	JP Morgan Securities
GILDERS							
Dresdner Finance	300	Jun 2002	5.50	99.12R	5.677	+10.1(6¼-02)	ING Barings
FRENCH FRANCS							
Cades(c)	14bn	Apr 2002	5.50	98.523R	5.801	+7(i)	CDC/SocGen
Cades(c)	11bn	Oct 2007	6.25	97.451R	6.589	+7(i)	CDC/SocGen
Atlas Capital‡	3.5bn	Dec 1998	(n)	100.00R	-	-	Bankers Trust(Fr)/BTI
LUXEMBOURG FRANCS							
Nordic Investment Bank(s)	2bn	Dec 2001	5.625	102.375	5.12	-	BIL/Kredietbank Lux
ITALIAN LIRE							
World Bank(s)	300bn	Jun 1998	8.50	101.12	-	-	BNL/Caripio/San Paolo
Caripio, London Branch(s)	500bn	Jul 2006	zero	40.58	-	-	Caripio
AUSTRALIAN DOLLARS							
International Finance Corp+	200	Jun 1999	7.75	100.00	7.750	-	DKB/Kanfaus(Europe)
National Australia Bank	100	Jun 2000	8.75	101.438	8.313	-	ABN Amro Hoare Govt
World Bank	100	Jul 1999	8.25	101.12	7.817	-	Toronto Dominion Bank
ECU							
Kredietbank Intl Finance(t)	45	Jun 2002	(r1)	101.50	6.194	-	Kredietbank Intl Group
PESETAS							
L-Bank(l)	10bn	Jun 1998	7.80	100.849	7.473	-	Argentaria/Deutsche
CANADIAN DOLLARS							
LB Schleswig-Holstein(s)	100	Dec 1999	6.375	99.324R	6.62	-8(7¼%-99)	Hambros Bank
ESCUDOS							
European Investment Bank	10bn	Jun 2006	8.50	100.738	8.388	-	Banco Finantia/UBS
Argentaria Global Finance‡	10bn	Jun 2001	(q)	100.00	-	-	Banco Espirito Santo

Final terms, non-callable unless stated. Yield spread over relevant government bond) at launch supplied by lead manager. §Convertible. ‡Floating-rate note. #With equity warrants. +Unlisted. (Semi-annual coupon and yield. R: fixed re-offer price. s) Preference shares with $25 par value. Callable on coupon dates from June 2001 at par. a1) 3-mth Libor +2300p. b) Puttable on coupon dates at par. b1) 5.10% in 1st yr and 3-mth Libor -800p thereafter. c) Plus 50 days accrued. d) Plus 233 days accrued. e) Callable on 28/5/27 and 98 at par. f) 3-mth Libor +¼%. g) Redemption in Aust. $. h) Callable on 14/6/98 at 101.02% and 2001 at 102.03%. Puttable on 14/6/99 at 100.01% and 2001 at par. h1) 12% to 14/6/98, then 13½% to 14/6/00 and 15¼% thereafter. i) Over interpolated yield. j) Redemption linked to Lebanese pound. k) Specs call provision. l) Long 1st coupon. m) 3-mth Libor +¼%. n) 3-mth Pibor +10bp. o) Callable on 3/7/01 at 62.02%. p) Deferrable Plandorlel. q) 6-mth Libor -8bp. r) Bos55m issued 23/5/96 was increased to Eur100m. r1) 5¼% to 28/5/98, then 8%. s) Short 1st coupon. t) Callable from July 2001 at par. t1) 3-mth Libor +65bp to July 2001 and +130bp thereafter. u) Fungible with DM500m. Plus 23 days accrued. Note: Yields are calculated on ISMA basis.

EMERGING MARKETS By Ray Colitt

Caracas SE takes a breather

Although the nine-day rally on the Caracas stock market came to a halt in the middle of last week on profit-taking, equity analysts see a continued bullish trend in the short to medium-term.

Amid forecasts of a prolonged economic recession and results of a recent business survey indicating industrial output in the first quarter is down significantly, the equity market's strong showing is somewhat of an anomaly.

The Merinvest composite index surged from 198 on May 15 to a record 223.15 on May 28, before dipping to 219.28 at the close on Friday May 31.

The driving force behind the surge, say analysts, was a continuous drop in yields on fixed-income securities. The interest rate on 89-day stabilisation bonds (TEMs), offered weekly by the central bank, dropped 11 points to 31 per cent. The annualised inflation rate currently exceeds 90 per cent.

The buying spree was directed principally at export companies with foreign currency earnings, which according to some analysts still have a stronger financial position than companies that generate bolivars and are suffering from the 40 per cent depreciation in April. Among these companies were Terminales Maracaibo, a maritime service company, steel producer Sivensa, and the cement company Vencemos.

Foreign investors have also entered the market, seeing shares of companies such as Corporación Venezolana de Cementos (Vencemos) as still undervalued in dollar terms.

Those foreign investors that jumped on the band wagon before it started speeding off have seen year-to-date returns in dollar terms of 77 per cent. They entered the market at the parallel currency exchange rate, pre-empting April's draconian depreciation.

Two international funds that entered on time were Hong Kong-based fund manager Templeton and Quantam Brothers, which acquired a 4.5 per cent stake in benchmark Electricidad de Caracas (Elecar) and a 9.8 per cent stake in Banco Provincial, respectively.

The market has also been fuelled by strong first-quarter performances and announcements of dividends by a handful of select companies.

A number of banks performed well under close scrutiny of their financial positions amid fears that the authorities could raise interest rates in line with recent IMF-inspired measures. Banco Mercantil, for example, sky-rocketed in less than two weeks from 815 to 1,370 bolivars on May 30. "The financial sector companies generally performed well," said Mr Ruben Dinamarca, an analyst at brokerage Merinvest.

It was the second important run on the market this year and, though erratic, has sparked interest in Venezuela after a two-year slump which saw daily volume plummet to no more than a trickle. Volume has since recuperated to daily averages of $7m to $9m, compared with less than $1m during the same period last year.

The broader picture is that Venezuela's economic stabilisation plan has, at least initially, been more successful than expected. Following the liberalisation of foreign exchange controls and the flotation of the currency in mid-April, the bolivar has remained stable and international monetary reserves have even increased slightly. Also, Venezuela's agreement in principle with the International Monetary Fund has reassured investors.

On Friday, the market softened further on news that electricity rate increases were less than expected. Shares of the utility Electricidad de Caracas, which says its costs have risen by 46.84 per cent, compared with a 25 to 37 per cent rise in electricity rates, dipped by 8 bolivars on Friday.

In the medium term, most market watchers see the upward trend in share prices continuing, though not as strongly as they have recently. With real interest rates still negative, the financial market's excess liquidity will still flow to the equity market.

As the authorities are reluctant to raise interest rates dramatically, fearing a negative impact on a banking sector still recovering from its virtual collapse in 1994, the only way to reach real positive interest rates is to bring down inflation, which is forecast to top 100 per cent by the year-end.

Mr Luis Matos Azocar, Venezuela's finance minister, says interest rates could turn positive in mid-July as monthly inflation begins falling to end the year at around 2 per cent. But independent economic analysts have their doubts.

Mr Fernando Pablo, equity analyst with Santander Investment in Caracas, foresees foreign investors remaining in the market, despite an improvement in yields on US Treasuries.

Although "local investors will drive the market in the coming week", says Mr Pablo, "we have yet to see institutional investment funds move into the market". Except for selective purchases by a couple of funds, traders dominate the foreign investor scene, he adds.

"The market has taken a break but still has some steam left," says Mr Daniel Lahoud, chief analyst with the consultancy InvestAnalysis. He says the market has another 30 to 40 per cent growth potential over the next couple of weeks.

Yet there are those who are not happy with the market. Macroeconomic stability will depend on painful structural adjustment in the public sector, they say.

"The government has taken first steps towards stabilising the economy, yet they need to cut spending or else they will have to devalue again," says Mr Simon Brad, a trader with brokerage Banesca.

Venezuela

Source: FT Extel

ING BARING SECURITIES EMERGING MARKETS INDICES

Index	31/5/96	Week on week movement Actual	Week on week movement Percent	Month on month movement Actual	Month on month movement Percent	Year to date movement Actual	Year to date movement Percent
World (395)	162.22	+0.38	+0.23	-0.72	-0.44	+14.66	+9.93
Latin America							
Argentina (22)	103.22	-0.45	-0.43	+3.79	+3.81	+10.44	+11.25
Brazil (23)	225.47	+3.16	+1.42	+14.29	+6.76	+39.38	+21.16
Chile (16)	180.34	-4.65	-2.51	-5.82	-3.02	-15.32	-7.83
Colombia (14)	170.01	-1.69	-0.98	-7.71	-4.34	+5.76	+3.51
Mexico (23)	88.80	-1.29	-1.46	+1.51	+1.77	+13.20	+17.94
Peru(14)	1,041.21	-4.12	-0.39	-75.56	-6.77	-27.75	-2.60
Latin America (112)	138.51	-0.40	-0.29	+3.38	+2.50	+15.37	+12.48
Europe							
Greece (18)	108.68	+2.89	+2.73	+3.72	+3.54	+10.71	+10.93
Portugal (20)	130.11	+2.40	+1.88	+6.64	+5.38	+13.65	+11.72
Turkey (26)	108.12	+3.92	+3.76	-6.72	-5.85	+25.32	+30.58
South Africa (32)	147.87	+4.18	+2.93	-3.05	-2.02	-5.50	-3.59
Europe (96)	123.39	+3.26	+2.72	-1.38	-1.11	+1.86	+1.53
Asia							
China (24)	44.71	+0.97	+2.22	+1.25	+2.86	+4.38	+10.87
Indonesia (32)	152.52	+0.55	+0.36	-2.60	-1.68	+13.87	+10.01
Korea (23)	126.68	-3.10	-2.39	-21.37	-14.44	-10.23	-7.47
Malaysia (24)	258.29	-4.32	-1.65	-7.73	-2.91	+30.93	+13.60
Pakistan (14)	93.92	+3.62	+4.01	+11.08	+13.38	+20.32	+27.62
Phillippines (14)	336.76	+5.82	+1.79	+34.84	+11.54	+77.59	+29.94
Thailand (25)	255.46	+3.04	+1.20	+1.40	+0.55	+3.58	+1.42
Taiwan (31)	160.88	-0.56	-0.34	-7.15	-4.25	+30.06	+22.98
Asia (187)	227.09	-0.80	-0.35	-6.07	-2.80	+24.04	+11.84

All indices in $ terms, January 7th 1992=100. Source: ING Baring Securities.

HOLD THE FRONT PAGE!

DON'T THROW IT AWAY!

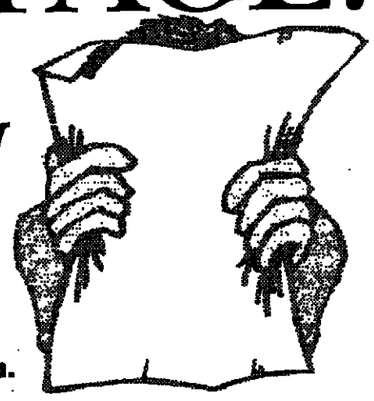

30% of Britain's annual domestic rubbish is paper – and half of that is old newspapers.
The obvious answer is to recycle them.

FOR FURTHER INFORMATION DIAL THE FAX BACK NUMBER 0839 111732 OR WRITE TO:
1 RIVENHALL ROAD, WESTLEA, SWINDON, SN5 7BD TELEPHONE: 01793 879229 FAX: 01793 886182
Calls are charged at 39p per minute cheap rate and 49p per minute at all other times

Issued by the NEWSPRINT & NEWSPAPER INDUSTRY ENVIRONMENTAL ACTION GROUP

DOUGHTY HANSON & Co

DM 1,000,000,000
CWB Capital Partners II

and its General Partner and Fund Manager

CWB European Capital Partners Limited

are pleased to announce that with effect from
3rd June 1996
their names are changed to

DM 1,000,000,000
Doughty Hanson & Co. II
Doughty Hanson & Co. Ltd

Doughty Hanson & Co. Ltd
75 King William Street
London EC4N 7HA

With Subsidiaries at:

Bockenheimer Landstraße 51-53
60325 Frankfurt, Germany

Biblioteksgatan 6-8
111 46 Stockholm, Sweden

WORLD STOCK MARKETS

EUROPE

AUSTRIA (May 31 / Sch)

[illegible]

BELGIUM/LUXEMBOURG (May 31 / Frs.)

[illegible]

CZECH REP (May 31 / Koruna)

[illegible]

DENMARK (May 31 / Kr)

[illegible]

FINLAND (May 31 / Mkk)

[illegible]

FRANCE (May 31 / Frs.)

[illegible]

GERMANY (May 31 / Dm.)

[illegible]

GREECE (May 31 / Drachma)

[illegible]

ITALY (May 31 / Lire)

[illegible]

NETHERLANDS (May 31 / Fls.)

[illegible]

NORWAY (May 31 / Kroner)

[illegible]

POLAND (May 31 / Zloty)

[illegible]

PORTUGAL (May 31 / Escudo)

[illegible]

SPAIN (May 31 / Pta.)

[illegible]

SWEDEN (May 31 / Kronor)

[illegible]

SWITZERLAND (May 31 / Frs.)

[illegible]

TURKEY (May 31 / Tk Lira)

[illegible]



PACIFIC

JAPAN (May 31 / Yen)

[illegible]

HONG KONG (May 31 / H.K.$)

[illegible]

INDONESIA (May 31 / Rupiah)

[illegible]

MALAYSIA (May 30 / MYR)

[illegible]

NEW ZEALAND (May 31 / NZ $)

[illegible]

SINGAPORE (May 30 / S$)

[illegible]

AUSTRALIA (May 31 / Aust$)

[illegible]

SOUTH KOREA (May 31 / Won)

[illegible]

TAIWAN (May 31 / TW $)

[illegible]

THAILAND (May 30 / Baht)

[illegible]

NORTH AMERICA

CANADA

TORONTO (May 31 / Can $) 4 pm close

[illegible]

MONTREAL (May 31 / Can $) 4 pm close

[illegible]

AFRICA

SOUTH AFRICA (May 31 / Rand)

[illegible]

Prices supplied by Telekurs

NOTES – Prices on this page are as quoted on the individual exchanges and are mostly last traded prices. Highs/Lows are based on data from Jan 1 1996. ≠ Dealings suspended. xd Ex dividend. xc Ex scrip issue. xr Ex rights. xa Ex all. † Priced in US $.

FT FREE ANNUAL REPORTS SERVICE
You can obtain the current annual/interim report of any company annotated with ♣. Please quote the code FG810. Ring 0181 770 0770 (open 24 hours including weekends) or fax 0181 770 3822. If calling from outside UK, dial +44 181 770 0770 or fax +44 181 770 3822. Reports will be sent on the next working day, subject to availability.

INDICES

	May 31	May 30	May 29	1996 High		1996 Low	
Argentina							
General(29/12/77)	18214.80	18396.43	18348.75	18881.95	20/5	15628.61	19/3
Australia							
All Ordinaries(1/1/80)	2268.1	2253.3	2264.2	2338.00	28/4	2187.40	11/3
All Mining(1/1/80)	1085.6	1073.2	1076.3	1118.40	6/6	1004.70	16/1
Austria							
Credit Aktien(30/12/84)	394.99	392.28	392.74	394.99	31/5	362.78	2/1
Traded Index(2/1/91)	1136.86	1129.96	1139.37	1142.51	28/5	975.27	2/1
Belgium							
BEL20(1/1/91)	1753.40	1741.02	1759.02	1773.28	28/5	1574.90	2/1
Brazil							
Bovespa(29/12/83)	57280.0	56976.0	56257.0	57186.00	28/5	43601.00	2/1
Canada							
Metals Minls♦(1975)	5434.94	5412.14	5391.75	5824.86	8/5	4667.47	18/1
Composite♦(1975)	5246.40	5225.38†	5209.78	5239.90	22/5	4736.70	15/1
Portfolio§§(4/1/83)	2580.17	2562.32	2551.40	2585.65	27/5	2327.39	12/1
Chile							
IGPA Gen♥(31/12/80)	5417.07	5366.94	5365.80	5894.33	8/1	5205.28	8/4
Denmark							
CopenhagenSE(3/1/83)	402.95	403.43	405.71	407.07	28/5	368.40	2/1
Finland							
HEX General(28/12/90)	2070.42	2024.24	2014.64	2078.42	31/5	1651.67	10/1
France							
SBF 250(31/12/90)	1445.67	1444.35	1449.92	1498.83	28/5	1280.16	2/1
CAC 40(31/12/87)	2110.06	2108.44	2117.10	2148.79	30/4	1887.85	11/1
Germany							
FAZ Aktien(31/12/58)	885.59	891.72	801.55	904.93	23/5	818.88	2/1
Commerzbank(1/12/53)	2574.1	2582.9	2588.2	2601.90	23/4	2320.20	2/1
DAX‡(30/12/87)	2542.80	2527.31	2551.45	2570.78	21/5	2284.86	2/1
Greece							
Athens SE(31/12/80)	924.39	916.73	915.65	1017.96	4/3	861.03	29/4
Hong Kong							
Hang Seng(31/7/64)	11264.73	11157.07	11200.56	11594.98	16/2	10204.87	2/1
India							
BSE Sens.(1979)	3724.97	3700.62	3740.45	3869.87	24/4	2828.06	25/1
Indonesia							
Jakarta Comp.(10/8/82)	617.46	617.24	622.48	639.21	24/4	512.48	2/1
Ireland							
ISEQ Overall(4/1/88)	2532.36	2518.41	2533.91	2547.28	21/5	2234.61	2/1
Italy							
Banca Comm Ital(1972)	668.58	669.14	669.81	674.18	20/5	572.21	23/3
MIB General(2/1/96)	1133.0	1134.0	1135.0	1142.00	20/5	976.00	27/3
Japan							
Nikkei 225(16/5/49)	21955.19	21866.35	22021.50	22282.66	24/4	19734.70	13/3
Nikkei 300(1/10/82)	310.84	309.20	310.40	318.06	25/4	284.48	11/3
Topix(4/1/68)	1680.57	1673.41	1680.86	1718.08	26/4	1524.12	13/3
2nd Section(4/1/68)	2228.42	2219.09	2211.37	2243.28	2/5	1862.78	14/3
Malaysia							
KLSE Comp.(4/4/86)	(c)	1141.07	1137.95	1189.64	30/4	993.18	2/1
Mexico							
IPC(Nov 1978)	(u)	3260.86	3279.48	3362.88	22/5	2738.36	8/3
Netherland							
CBS TRtn GenEnd 83)	647.2	641.8	644.3	647.20	31/5	588.80	2/1
CBS All ShrEnd 83)	383.9	380.8	382.2	383.90	31/5	326.70	2/1
New Zealand							
Cap. 40(1/7/86)	2045.81	2048.01	2042.09	2203.08	4/1	2042.09	29/5
Norway							
Oslo SE Ind(2/1/83)	1439.82	1432.12	1436.57	1444.72	29/4	1268.68	30/1
Philippines							
Manila Comp(2/1/85)	3250.26	3266.30	3265.06	3288.30	30/5	2578.97	2/1
Portugal							
BVL 30(4/1/93)	1894.02	1895.69	1876.30	1895.69	30/5	1602.81	2/1
Singapore							
SES All-S'pore(2/4/75)	(c)	590.57	589.71	616.37	5/2	553.89	2/1
South Africa							
JSE Gold(28/9/78)	2013.1♥	2023.9	2030.4	2030.40	29/5	1348.40	3/1
JSE Ind.(28/9/78)	7985.9♥	7884.0	7905.7	8038.30	25/1	7723.20	20/5
South Korea							
KoreaCompEx**(4/1/80)	903.04	898.56	894.23	986.84	7/5	838.97	13/3
Spain							
Madrid SE(30/12/85)	360.72	361.71	364.14	366.61	28/5	323.76	11/1
Sweden							
AffarsvaldsGen(1/2/37)	1970.2	1957.6	1976.6	2085.30	20/5	1769.89	22/1
Switzerland							
Swiss Bk Ind(31/12/58)	1724.74	1717.81	1725.93	1778.54	28/4	1516.19	17/1
SBC General(1/4/87)	1217.94	1211.97	1219.01	1268.89	26/4	1114.47	26/1
Taiwan							
Weighted Pr.**(30/6/66)	5966.82	5992.92	5976.43	6182.70	29/4	4698.22	6/2
Thailand							
Bangkok SET(30/4/75)	(c)	1311.81	1302.20	1415.64	6/2	1347.79	13/3
Turkey							
Istanbul Comp.(Jan 1986)	61150.4	61941.8	60414.8	72085.80	8/4	38779.30	2/1
WORLD							
MS Capital Intl(1/1/70)	777.0*	778.2	772.5	780.30	22/5	725.90	15/1
CROSS-BORDER							
Eurotrack 100(26/10/90)	1687.06	1679.37	1692.00	1699.17	28/5	1504.40	11/1
Euro Top-100(26/6/90)	1443.14	1437.39	1445.60	1458.28	26/4	1333.01	11/1
HSBC JC Dragon(31/12/88)	(u)	378.07	378.27	383.18	16/4	344.19	2/1
ING Barings Emerg(7/1/92)	162.22	161.54	161.68	164.34	14/5	147.35	2/1

INDEX FUTURES

	Open	Sett Price	Change	High	Low	Est. vol.	Open int.
CAC-40 (200 x index)							
May	2114.0	2117.1	+9.1	2124.0	2110.0	15,878	9,171
Jun	2083.5	2086.0	+1.5	2102.0	2087.0	18,700	51,324
DAX							
Jun	2548.0	2540.5	−13.5	2561.0	2523.5	13,247	161,439
Sep	2566.0	2559.0	−12.5	2569.5	2545.0	281	7,917
OMX							
May	1546.00	1550.00	+12.00	1556.00	1545.00	2,907	18,472
Jun	1554.00	1557.75	+13.75	1557.75	1554.00	15	1,155
SOFFEX							
Jun	3516.2	3536.0	+30.0	3543.0	3516.2	4,970	28,456
Jul	3528.5	3538.5	+17.5	3529.3	3526.5	55	2,719

** Sat. May 25: Taiwan Weighted Price 5909.41; Korea Comp Ex 911.76. Base values of all indices are 100 except: Australia All Ordinary and Mining – 500; Austria Traded, BEL20, HEX Gen., MIB Gen., BVL 30, SBF250, CAC40, Euro Top-100, ISEQ Overall, Toronto Comp./Metals & Minerals and DAX – all 1,000; JSE Gold – 255.7; JSE 20 Industrials – 264.3; NYSE All Common – 50 and Standard and Poor's – 10. §§ Montreal. ♦ Toronto. (c) Closed. (u) Unavailable. ‡ IBIS/DAX after-hours index: May 31 – 2520.81 +11.97.

US INDICES

Dow Jones	May 31	May 30	May 29	1996 High	1996 Low	Since compilation High	Since compilation Low
Industrials	5643.18	5693.41	5673.83	5778.00 (22/5)	5032.94 (10/1)	5778.00 (22/5/96)	41.22 (8/7/32)
Home Bonds	101.60	101.59	101.54	105.08 (14/2)	101.19 (8/5)	109.77 (18/10/93)	54.99 (1/10/81)
Transport	2227.99	2236.84	2256.11	2286.28 (22/5)	1882.71 (18/1)	2286.20 (22/5/96)	12.32 (8/7/32)
Utilities	209.96	211.85	211.50	234.06 (12/2)	205.42 (7/5)	256.46 (31/8/93)	10.50 (8/4/32)

DJ Ind. Day's high (u) (5734.41) Low (u) (5625.07) (Theoretical)
Day's high 5686.21 (5715.86) Low 5636.00 (5644.28) (Actual)

Standard and Poors	May 31	May 30	May 29	1996 High	1996 Low	Since compilation High	Since compilation Low
Composite‡	669.12	671.70	667.93	678.51 (24/5)	598.48 (10/1)	678.51 (24/5/96)	4.40 (1/6/32)
Industrials‡	798.29	800.85	794.89	807.32 (24/5)	702.07 (10/1)	807.32 (24/5/96)	3.62 (21/6/32)
Financial	66.73	67.07	66.72	68.98 (3/5)	58.67 (10/1)	68.98 (6/3/96)	8.64 (1/10/74)
NYSE Comp.	356.63	360.24	358.44	363.74 (24/5)	321.41 (10/1)	363.74 (24/5/96)	4.46 (28/4/42)
Amex Mkt Val	610.93	609.41	607.27	614.89 (22/5)	520.05 (18/1)	614.89 (22/5/96)	29.31 (9/12/72)
NASDAQ Cmp	1243.43	1233.46	1225.63	1248.85 (23/5)	988.57 (15/1)	1248.85 (23/5/96)	54.87 (31/10/72)

RATIOS

	May 24	May 17	May 10	Year ago
Dow Jones Ind. Div. Yield	2.15	2.17	2.20	2.53
	May 29	May 22	May 15	Year ago
S & P Ind. Div. yield	1.88	1.83	1.86	2.21
S & P Ind. P/E ratio	22.38	22.71	21.98	18.77

NEW YORK ACTIVE STOCKS

Friday	Stocks traded	Close price	Change on day
Micron	6,623,400	32¼	−⅛
PepsiCo	3,675,800	33¼	−¼
Checkpoint	3,579,900	38⅞	+6¼
Wal-Mart	3,367,200	25⅝	+⅛
CocaCola	3,283,400	46	−⅜
LSI Logic	3,220,100	31⅛	+⅛
Motorola	3,045,300	66⅝	+1⅛
Bay Ntwrk	3,019,800	29	–
AT&T	2,653,500	62⅝	−⅛
Tel Brasil	2,271,200	64⅛	+½

TRADING ACTIVITY

● Volume (million)	May 31	May 30	May 29
New York SE	350.642	384.153	347.764
Amex	26.532	22.225	22.582
NASDAQ	(u)	525.526	850.192

NYSE	May 31	May 30	May 29
Issues Traded	3,142	3,160	3,159
Rises	1,071	1,356	834
Falls	1,234	978	1,522
Unchanged	837	826	802
New Highs	88	60	55
New Lows	20	23	26

	Open	Sett price	Change	High	Low	Est. vol.	Open int.
S&P 500							
Jun	673.40	675.20	−8.10	673.20	668.50	84,079	189,797
Sep	678.50	680.80	−5.80	680.90	672.15	4,933	28,903
Nikkei 225							
Jun	21910.0	22010.0	+120.0	22090.0	21910.0	18,718	262,837
Sep	22000.0	22080.0	+140.0	22160.0	21990.0	12,280	75,698

Open interest figures for previous day.

† Correction. * Calculated at 15.00 GMT. ⊕ Excluding bonds. ‡ Industrial, plus Utilities, Financial and Transportation. ♦ The DJ Ind. index theoretical day's highs and lows are the averages of the highest and lowest prices reached during the day by each stock; whereas the actual day's highs and lows (supplied by Telekurs) represent the highest and lowest values that the index has reached during the day. (The figures in brackets are previous day's). ♥ Subject to official recalculation.

TOKYO - MOST ACTIVE STOCKS: Friday, May 31, 1996

	Stocks Traded	Closing Prices	Change on day
Kanematsu Corp	9.5m	700	−40
Bk Tk-M'bishi	8.7m	2560	−20
Kobe Steel	8.2m	298	+3
Kawasaki Hvy Ind	8.1m	585	+11
Daiichi Kgy B	7.8m	1950	+20
Mitsubishi Ryn	7.5m	478	+11
Sato Kogyo	5.7m	728	+40
Nippon Stl Corp	5.6m	367	+2
Hitachi	5.3m	1000	+11
Hitachi Zosen	4.0m	569	+5

CURRENCIES AND MONEY

POUND SPOT FORWARD AGAINST THE POUND

May 31		Closing mid-point	Change on day	Bid/offer spread	Day's Mid high	Day's Mid low	One month Rate	%PA	Three months Rate	%PA	One year Rate	%PA	Bank of Eng. Index
Europe													
Austria	(Sch)	16.6529	+0.1068	452 - 605	16.6703	16.5327	16.6216	2.3	16.5488	2.6	-	-	104.8
Belgium	(BFr)	48.7287	+0.3773	851 - 722	48.7722	48.3230	48.6237	2.6	48.4137	2.6	47.3937	2.7	108.3
Denmark	(DKr)	9.1455	+0.0822	414 - 496	9.1496	9.0644	9.1301	2.0	9.0973	2.1	8.954	2.1	107.2
Finland	(FM)	7.3132	+0.0537	074 - 189	7.3189	7.2530	7.3068	0.7	7.3007	0.7	-	-	82.8
France	(FFr)	8.0205	+0.0586	168 - 241	8.0241	7.9547	8.0064	2.1	7.9795	2.1	7.8456	2.2	108.0
Germany	(DM)	2.3666	+0.0151	656 - 676	2.3698	2.3517	2.3617	2.5	2.3512	2.6	2.3009	2.8	108.1
Greece	(Dr)	374.320	+2.072	068 - 571	375.591	368.857	-	-	-	-	-	-	67.4
Ireland	(I£)	0.9760	+0.0018	753 - 767	0.9773	0.9736	0.9752	1.0	0.9739	0.9	0.9671	0.9	99.4
Italy	(L)	2399.39	+20.53	708 - 971	2399.71	2374.50	2406.64	-4.1	2421.74	-3.9	2474.44	-3.2	76.4
Luxembourg	(LFr)	48.7287	+0.3773	851 - 722	48.7722	48.3230	48.6237	2.6	48.4137	2.6	47.4937	2.5	108.3
Netherlands	(Fl)	2.6522	+0.0204	510 - 533	2.6538	2.6301	2.6459	2.9	2.6332	2.9	2.574	2.9	106.7
Norway	(NKr)	10.1205	+0.0811	140 - 269	10.1705	10.0370	10.1115	1.1	10.0924	1.1	9.9967	1.2	98.6
Portugal	(Es)	244.248	+1.858	107 - 388	244.432	242.962	244.673	-2.1	245.578	-2.2	-	-	94.8
Spain	(Pta)	199.756	+1.57	666 - 847	199.847	198.107	200.066	-1.9	200.561	-1.6	202.216	-1.2	80.3
Sweden	(SKr)	10.4272	+0.0299	169 - 374	10.4374	10.3634	10.4284	-0.1	10.43	-0.1	10.4323	0.0	89.3
Switzerland	(SFr)	1.9402	+0.0069	393 - 411	1.9414	1.9321	1.934	3.8	1.9212	3.9	1.8635	4.0	111.2
UK	(£)	-	-	-	-	-	-	-	-	-	-	-	88.3
Ecu	-	1.2553	+0.0086	546 - 559	1.2559	1.2462	1.254	1.2	1.251	1.4	1.2377	1.4	-
SDR	-	1.061600	-	-	-	-	-	-	-	-	-	-	-
Americas													
Argentina	(Peso)	1.5473	+0.0147	467 - 478	1.5498	1.5318	-	-	-	-	-	-	-
Brazil	(R$)	1.5467	+0.0175	458 - 475	1.5475	1.5276	-	-	-	-	-	-	-
Canada	(C$)	2.1243	+0.0241	234 - 252	2.1252	2.1004	2.1236	0.4	2.1199	0.8	2.1119	0.6	84.0
Mexico	(New Peso)	11.4943	+0.0776	874 - 011	11.5011	11.3598	-	-	-	-	-	-	-
USA	($)	1.5494	+0.0148	490 - 498	1.5500	1.5320	1.5486	0.6	1.5473	0.6	1.5438	0.4	87.0
Pacific/Middle East/Africa													
Australia	(A$)	1.9405	+0.0115	394 - 416	1.9416	1.9178	1.943	-1.6	1.9481	-1.6	1.9733	-1.7	94.2
Hong Kong	(HK$)	11.9885	+0.1163	846 - 924	11.9924	11.8545	11.9804	0.8	11.9668	0.7	11.949	0.3	-
India	(Rs)	54.2756	+0.5031	517 - 995	53.9870	53.7100	-	-	-	-	-	-	-
Israel	(Shk)	5.1108	+0.035	069 - 146	5.1154	5.0611	-	-	-	-	-	-	-
Japan	(Y)	167.490	+2.367	370 - 611	167.670	165.200	166.765	5.2	165.275	5.3	158.66	5.2	135.5
Malaysia	(M$)	3.8712	+0.0354	694 - 730	3.8730	3.8300	-	-	-	-	-	-	-
New Zealand	(NZ$)	2.2804	+0.0344	789 - 818	2.2818	2.2488	2.2854	-2.6	2.2949	-2.5	2.3267	-2.1	106.5
Philippines	(Peso)	40.5789	+0.403	909 - 668	40.6666	40.4909	-	-	-	-	-	-	-
Saudi Arabia	(SR)	5.8108	+0.0554	081 - 124	5.8128	5.7458	-	-	-	-	-	-	-
Singapore	(S$)	2.1842	+0.0199	829 - 855	2.1855	2.1601	-	-	-	-	-	-	-
South Africa	(R)	6.7554	+0.0415	459 - 649	6.7649	6.7025	-	-	-	-	-	-	-
South Korea	(Won)	1220.85	+11.2	046 - 124	1221.25	1208.18	-	-	-	-	-	-	-
Taiwan	(T$)	42.8826	+0.4127	639 - 016	42.9016	42.4555	-	-	-	-	-	-	-
Thailand	(Bt)	39.2293	+0.3855	129 - 456	39.2456	38.7870	-	-	-	-	-	-	-

† Rates for May 29. Bid/offer spreads in the Pound Spot table show only the last three decimal places. Forward rates are not directly quoted to the market but are implied by current interest rates. Sterling index calculated by the Bank of England. Base average 1990 = 100. Index rebased 1/2/95. Bid, Offer and Mid-rates in both this and the Dollar Spot tables derived from THE WM/REUTERS CLOSING SPOT RATES. Some values are rounded by the F.T.

DOLLAR SPOT FORWARD AGAINST THE DOLLAR

May 31		Closing mid-point	Change on day	Bid/offer spread	Day's mid high	Day's mid low	One month Rate	%PA	Three months Rate	%PA	One year Rate	%PA	J.P Morgan index
Europe													
Austria	(Sch)	10.7480	-0.034	458 - 501	10.8040	10.7410	10.7285	2.2	10.6865	2.3	10.503	2.3	104.6
Belgium	(BFr)	31.4500	-0.0575	300 - 700	31.5680	31.4300	31.395	2.1	31.28	2.2	30.74	2.3	106.3
Denmark	(DKr)	5.9026	-0.0164	015 - 037	5.9353	5.8960	5.8951	1.5	5.8791	1.7	5.8091	1.6	108.4
Finland	(FM)	4.7200	-0.0108	175 - 225	4.7425	4.7126	4.7135	1.7	4.7015	1.6	4.656	1.4	82.1
France	(FFr)	5.1785	-0.0117	755 - 775	5.1986	5.1730	5.1696	1.6	5.1553	1.6	5.0875	1.7	108.4
Germany	(DM)	1.5275	-0.0048	272 - 277	1.5370	1.5263	1.525	2.0	1.5192	2.2	1.491	2.4	107.5
Greece	(Dr)	241.590	-0.98	490 - 690	243.910	240.220	243.265	-8.3	246.615	-8.3	260.59	-7.9	66.8
Ireland	(I£)	1.5875	+0.0122	867 - 882	1.5900	1.5730	1.588	-0.4	1.5889	-0.4	1.5804	0.4	-
Italy	(L)	1547.85	-1.55	750 - 840	1552.50	1544.75	1554	-4.7	1565.55	-4.5	1606.45	-3.8	75.9
Luxembourg	(LFr)	31.4500	-0.0575	300 - 700	31.5680	31.4300	31.397	2.0	31.2905	2.0	30.81	2.0	106.3
Netherlands	(Fl)	1.7117	-0.0033	114 - 120	1.7201	1.7090	1.7084	2.3	1.7012	2.4	1.6895	2.5	106.2
Norway	(NKr)	6.5318	-0.0232	294 - 343	6.5850	6.5040	6.529	0.5	6.5234	0.5	6.4869	0.7	97.8
Portugal	(Es)	157.640	-0.31	590 - 690	158.100	157.350	157.955	-2.4	158.545	-2.3	160.69	-1.9	94.5
Spain	(Pta)	128.925	-0.22	900 - 950	129.510	128.800	129.175	-2.3	129.605	-2.1	131.145	-1.7	80.0
Sweden	(SKr)	6.7298	-0.0455	249 - 347	6.7855	6.7231	6.7409	-2.0	6.7563	-1.7	6.8003	-1.0	88.6
Switzerland	(SFr)	1.2523	-0.0062	520 - 525	1.2621	1.2505	1.2488	3.4	1.2413	3.5	1.2078	3.5	110.3
UK	(£)	1.5494	+0.0148	490 - 498	1.5500	1.5320	1.5486	0.6	1.5473	0.6	1.5438	0.4	85.3
Ecu	-	1.2344	+0.0032	340 - 347	1.2351	1.2285	1.2351	-0.7	1.2368	-0.8	1.2456	-0.9	-
SDR†	-	0.89130	-	-	-	-	-	-	-	-	-	-	-
Americas													
Argentina	(Peso)	0.9997	-	985 - 998	0.9999	0.9985	-	-	-	-	-	-	-
Brazil	(R$)	0.9983	+0.0018	980 - 985	0.9985	0.9973	-	-	-	-	-	-	-
Canada	(C$)	1.3711	+0.0025	708 - 713	1.3726	1.3700	1.3709	0.1	1.3712	0.0	1.374	-0.2	83.5
Mexico	(New Peso)	7.4185	-0.021	160 - 210	7.4210	7.4160	7.58	-26.1	7.765	-18.7	9.5285	-28.4	-
USA	($)	-	-	-	-	-	-	-	-	-	-	-	97.9
Pacific/Middle East/Africa													
Australia	(A$)	1.2523	-0.0046	520 - 528	1.2528	1.2520	1.2543	-1.9	1.2578	-1.8	1.2765	-1.9	85.4
Hong Kong	(HK$)	7.7375	+0.0005	370 - 380	7.7380	7.7370	7.7382	-0.1	7.74	-0.1	7.767	-0.4	-
India	(Rs)	35.0300	-0.01	300 - 300	35.2300	34.8300	35.18	-5.1	35.485	-5.2	36.955	-5.5	-
Israel	(Shk)	3.2986	-0.009	969 - 002	3.3298	3.2954	-	-	-	-	-	-	-
Japan	(Y)	108.100	+0.5	050 - 150	108.650	107.690	107.655	4.9	106.755	5.0	103.015	4.7	136.7
Malaysia	(M$)	2.4985	-0.001	980 - 990	2.5010	2.4980	2.4994	-0.4	2.5055	-1.1	2.529	-1.2	-
New Zealand	(NZ$)	1.4717	+0.0082	712 - 723	1.4723	1.4712	1.4748	-2.5	1.4806	-2.4	1.5052	-2.3	-
Philippines	(Peso)	26.1900	+0.01	400 - 400	26.2400	26.1400	-	-	-	-	-	-	-
Saudi Arabia	(SR)	3.7503	-0.0001	502 - 504	3.7504	3.7502	3.7508	-0.1	3.7515	-0.1	3.7548	-0.1	-
Singapore	(S$)	1.4097	-0.0006	092 - 102	1.4127	1.4093	1.4062	3.0	1.4002	2.7	1.3747	2.5	-
South Africa	(R)	4.3600	-0.015	550 - 650	4.3700	4.3550	4.4075	-13.1	4.4975	-12.6	4.835	-10.9	-
South Korea	(Won)	787.950	-0.3	900 - 000	789.500	787.900	-	-	-	-	-	-	-
Taiwan	(T$)	27.6770	+0.002	720 - 820	27.7380	27.6720	27.682	-0.2	27.687	-0.1	-	-	-
Thailand	(Bt)	25.3190	+0.007	150 - 230	25.3900	25.3150	25.4177	-4.7	25.6215	-4.8	26.504	-4.7	-

† SDR rate per $ for May 29 Bid/offer spreads in the Dollar Spot table show only the last three decimal places. Forward rates are not directly quoted to the market but are implied by current interest rates. UK, Ireland & ECU are quoted in US currency. J.P. Morgan nominal indices May 29: Base average 1990=100.

WORLD INTEREST RATES

MONEY RATES

May 31	Over night	One month	Three mths	Six mths	One year	Lomb. inter.	Dis. rate	Repo rate
Belgium	3¼	3 9/32	3 5/16	3¼	3 5/16	7.00	2.50	-
week ago	3 5/16	3 5/16	3 5/16	3 7/32	3 5/16	7.00	2.50	-
France	3⅞	3 15/16	3⅞	3 27/32	4⅛	3.70	-	5.60
week ago	3 27/32	3 29/32	3 15/16	3 27/32	4	3.70	-	5.60
Germany	3⅝	3 15/32	3⅜	3 7/16	4	4.50	2.50	3.30
week ago	3¼	3 15/32	3⅜	3½	3 11/16	4.50	2.50	3.30
Ireland	5 5/16	5¼	5⅜	5 9/16	5 11/16	-	-	6.25
week ago	5 5/16	5 5/16	5⅜	5 7/16	5⅝	-	-	6.25
Italy	8¾	9⅛	8 27/32	8⅝	8 9/16	-	9.00	9.25
week ago	9⅛	9⅛	8 27/32	8 27/32	8 13/16	-	9.00	9.25
Netherlands	2⅝	2 21/32	2 25/32	2 29/32	2 15/16	-	3.00	3.30
week ago	2 25/32	2 21/32	2 25/32	2 27/32	2 31/32	-	3.00	3.30
Switzerland	3¼	2 11/32	2 13/32	2 15/32	2⅝	5.00	1.50	-
week ago	2 5/16	2 11/32	2¼	2⅜	2 11/16	5.00	1.50	-
US	5 5/16	5 7/16	5 15/32	5 21/32	6	-	5.00	-
week ago	5⅛	5 5/16	5 15/32	5½	5 29/32	-	5.00	-
Japan	½	½	½	9/16	¾	-	0.50	-
week ago	15/32	½	½	19/32	21/32	-	0.50	-
■ **$ LIBOR FT London**								
Interbank Fixing	-	5 5/16	5½	5⅝	6	-	-	-
week ago	-	5 5/16	5½	5 21/32	5⅞	-	-	-
US Dollar CDs	-	4.88	5.06	5.26	5.68	-	-	-
week ago	-	4.88	5.05	5.20	5.55	-	-	-
ECU Linked Ds	-	4⅜	4 5/16	4 5/16	4⅜	-	-	-
week ago	-	4⅜	4 5/16	4 5/16	4⅜	-	-	-
SDR Linked Ds	-	3 5/16	3 5/16	3 13/32	3⅝	-	-	-
week ago	-	3 5/16	3 5/16	3 13/32	3½	-	-	-

$ LIBOR interbank fixing rates are offered rates for $10m quoted to the market by four reference banks at 11am each working day. The banks are: Bankers Trust, Bank of Tokyo, Barclays and National Westminster.
Mid rates are shown for the domestic Money Rates, US$ CDs, ECU & SDR Linked Deposits (Ds).

EURO CURRENCY INTEREST RATES

May 31	Short term	7 days notice	One month	Three months	Six months	One year
Belgian Franc	3 5/16 - 3 3/16	3¼ - 3 3/32	3 5/16 - 3 3/16	3 5/16 - 3 3/16	3¼ - 3⅛	3 5/16 - 3 3/16
Danish Krone	3 15/16 - 3 25/32	3 13/16 - 3 11/16	3 15/16 - 3 13/16	4 - 3 27/32	4 1/16 - 3 29/32	4 5/16 - 4 3/16
D-Mark	3⅜ - 3¼	3½ - 3 11/32	3 5/16 - 3 3/16	3 5/16 - 3 3/16	3 11/32 - 3 7/32	3⅜ - 3¼
Dutch Guilder	2 13/16 - 2 11/16	2 13/16 - 2 11/16	2 13/16 - 2⅝	2 25/32 - 2⅝	2 29/32 - 2 23/32	2 15/16 - 2 25/32
French Franc	3 15/16 - 3 11/16	3 25/32 - 3 23/32	3 15/16 - 3¾	3 29/32 - 3 13/16	3 31/32 - 3 13/16	4 1/16 - 3 15/16
Portuguese Esc.	6 25/32 - 6 23/32	7 3/32 - 7 3/32	7 7/32 - 7 5/32	7 5/16 - 7 3/16	7 5/16 - 7 3/16	7 5/16 - 7 3/16
Spanish Peseta	7 13/16 - 7 11/16	7⅝ - 7 15/32	7 11/16 - 7 9/16	7½ - 7⅜	7 7/16 - 7 5/16	7½ - 7⅜
Sterling	6⅛ - 6	6⅛ - 6	6 1/16 - 6	6 1/16 - 6	6 3/16 - 6⅛	6 7/16 - 6⅜
Swiss Franc	2 11/16 - 2 9/16	2⅞ - 2¾	2 5/16 - 2 3/16	2 5/16 - 2 3/16	2 5/16 - 2 3/16	2 7/16 - 2 5/16
Can. Dollar	4⅞ - 4 11/16	4¾ - 4 9/16	4 11/16 - 4½	4¾ - 4⅝	4⅞ - 4¾	5⅜ - 5¼
US Dollar	5 7/16 - 5 5/16	5 5/16 - 5 3/16	5⅜ - 5 3/16	5½ - 5 3/16	5⅝ - 5 7/16	5 13/16 - 5¾
Italian Lira	9 13/16 - 9 7/16	9 13/16 - 9¼	9 5/32 - 9 3/32	8⅞ - 8¾	8 13/16 - 8 11/16	8 7/16 - 8 5/16
Yen	15/32 - 13/32	9/16 - 7/16	15/32 - 13/32	⅝ - ½	11/16 - ½	1 - ⅞
Asian $Sing	2⅝ - 2½	2 11/16 - 2 9/16	2 7/16 - 2 5/16	2 7/16 - 2 5/16	2 7/16 - 2 5/16	2 11/16 - 2 9/16

Short term rates are call for the US Dollar and Yen, others: two days' notice.

■ **THREE MONTH EURODOLLAR** (IMM) $1m points of 100%

	Open	Sett price	Change	High	Low	Est. vol	Open int.
Jun	94.49	94.46	-0.03	94.49	94.45	59,837	360,867
Sep	94.24	94.19	-0.05	94.25	94.16	99,650	371,183
Dec	93.90	93.81	-0.08	93.90	93.79	200,205	383,553

■ **US TREASURY BILL FUTURES** (IMM) $1m per 100%

	Open	Sett price	Change	High	Low	Est. vol	Open int.
Jun	94.96	94.94	-0.02	94.96	94.93	465	7,644
Sep	94.72	94.67	-0.05	94.73	94.65	1,094	6,012
Dec	94.46	94.38	-0.08	94.46	94.46	53	1,225

All Open interest figs. are for previous day

CROSS RATES AND DERIVATIVES

EXCHANGE CROSS RATES

May 31		BFr	DKr	FFr	DM	I£	L	Fl	NKr	Es	Pta	SKr	SFr	£	C$	$	Y	Ecu
Belgium	(BFr)	100	18.77	16.46	4.855	2.003	4921	5.444	20.77	501.3	409.8	21.40	3.981	2.052	4.359	3.179	343.7	2.575
Denmark	(DKr)	53.29	10	8.771	2.587	1.067	2622	2.901	11.07	267.1	218.4	11.41	2.121	1.093	2.323	1.694	183.2	1.372
France	(FFr)	60.75	11.40	10	2.950	1.217	2990	3.308	12.62	304.6	249.0	13.00	2.419	1.247	2.648	1.931	208.8	1.565
Germany	(DM)	20.60	3.865	3.390	1	0.413	1014	1.121	4.277	103.3	84.40	4.408	0.820	0.423	0.898	0.655	70.79	0.530
Ireland	(I£)	49.93	9.370	8.218	2.424	1	2457	2.718	10.37	250.3	204.6	10.69	1.988	1.025	2.176	1.587	171.6	1.286
Italy	(L)	2.032	0.381	0.334	0.099	0.041	100.	0.111	0.422	10.19	8.328	0.435	0.081	0.042	0.089	0.065	6.985	0.052
Netherlands	(Fl)	18.37	3.447	3.023	0.892	0.368	903.9	1	3.815	92.08	75.27	3.931	0.731	0.377	0.801	0.584	63.14	0.473
Norway	(NKr)	48.15	9.037	7.926	2.338	0.964	2370	2.622	10	241.4	197.3	10.31	1.917	0.988	2.099	1.531	165.5	1.240
Portugal	(Es)	19.95	3.743	3.283	0.968	0.400	981.6	1.086	4.142	100.	81.74	4.269	0.794	0.409	0.869	0.634	68.56	0.514
Spain	(Pta)	24.40	4.579	4.017	1.185	0.489	1201	1.328	5.068	122.3	100.	5.223	0.971	0.501	1.064	0.776	83.88	0.628
Sweden	(SKr)	46.72	8.768	7.690	2.268	0.936	2299	2.544	9.703	234.2	191.5	10	1.860	0.959	2.036	1.485	160.6	1.203
Switzerland	(SFr)	25.12	4.714	4.135	1.220	0.503	1236	1.368	5.216	125.9	102.9	5.376	1	0.515	1.095	0.798	86.34	0.647
UK	(£)	48.78	9.145	8.021	2.366	0.976	2398	2.653	10.12	244.3	199.7	10.43	1.940	1	2.124	1.549	167.5	1.255
Canada	(C$)	22.94	4.306	3.776	1.114	0.460	1129	1.249	4.765	115.0	94.02	4.911	0.913	0.471	1	0.729	78.86	0.591
US	($)	31.46	5.904	5.178	1.527	0.630	1548	1.713	6.533	157.7	128.9	6.733	1.252	0.646	1.371	1	108.1	0.810
Japan	(Y)	29.09	5.460	4.789	1.413	0.583	1432	1.584	6.042	145.9	119.2	6.227	1.158	0.597	1.268	0.925	100.	0.749
Ecu		38.83	7.287	6.391	1.885	0.778	1911	2.114	8.064	194.7	159.1	8.311	1.546	0.797	1.692	1.234	133.5	1

Danish Kroner, French Franc, Norwegian Kroner, and Swedish Kronor per 10; Belgian Franc, Yen, Escudo, Lira and Peseta per 100.

■ **D-MARK FUTURES** (IMM) DM 125,000 per DM

	Open	Sett price	Change	High	Low	Est.vol	Open int.
Jun	0.6520	0.6568	+0.0048	0.6581	0.6512	33,776	79,916
Sep	0.6555	0.6603	+0.0048	0.6615	0.6575	1,503	6,303
Dec	0.6613	0.6643	+0.0048	0.6647	0.6613	259	1,436

■ **SWISS FRANC FUTURES** (IMM) SFr 125,000 per SFr

	Open	Sett price	Change	High	Low	Est.vol	Open int.
Jun	0.7948	0.8012	+0.0066	0.8030	0.7930	19,019	41,991
Sep	0.7997	0.8070	+0.0067	0.8090	0.7997	1,047	4,214
Dec	0.8130	0.8134	+0.0070	0.8150	0.8130	26	856

■ **JAPANESE YEN FUTURES** (IMM) Yen 12.5 per Yen 100

	Open	Sett price	Change	High	Low	Est.vol	Open int.
Jun	0.9306	0.9268	-0.0037	0.9310	0.9225	35,731	77,136
Sep	0.9420	0.9384	-0.0037	0.9420	0.9351	1,326	7,231
Dec	0.9486	0.9506	-0.0035	0.9528	0.9485	535	3,112

■ **STERLING FUTURES** (IMM) £62,500 per £

	Open	Sett price	Change	High	Low	Est.vol	Open int.
Jun	1.5336	1.5502	+0.0164	1.5530	1.5304	24,634	59,414
Sep	1.5370	1.5482	+0.0164	1.5508	1.5370	1,881	2,947
Dec	1.5380	1.5472	+0.0170	1.5480	1.5380	15	61

■ **PHILADELPHIA SE £/$ OPTIONS** £31,250 (cents per pound)

Strike Price	CALLS Jun	CALLS Jul	CALLS Aug	PUTS Jun	PUTS Jul	PUTS Aug
1.490	5.97	-	-	-	0.07	0.09
1.500	4.97	4.94	5.04	-	0.12	0.20
1.510	3.97	4.01	4.18	-	0.20	0.35
1.520	2.99	3.14	3.36	-	0.34	0.56
1.530	2.13	2.40	2.67	0.08	0.51	0.85

Previous day's vol., Calls 23,673 Puts 12,385 . Prev. day's open int., Calls 200,198 Puts 196,486

■ **Pound in New York**

May 31	— Close —	— Prev. close —
£ spot	1.5515	1.5345
1 mth	1.5507	1.5327
3 mth	1.5494	1.5323
1 yr	1.5457	1.5287

FT GUIDE to WORLD CURRENCIES
The FT Guide to World Currencies table can be found on the Markets page in today's edition.

UK INTEREST RATES

LONDON MONEY RATES

May 31	Over-night	7 days notice	One month	Three months	Six months	One year
Interbank Sterling	7 - 5¾	6 1/32 - 5⅞	6 1/16 - 5 15/16	6⅛ - 6	6 3/16 - 6 1/16	6 7/16 - 6 5/16
Sterling CDs	-	-	6 1/32 - 5 31/32	6 1/32 - 5 31/32	6 3/16 - 6 1/16	6 13/32 - 6 11/32
Treasury Bills	-	-	5 29/32 - 5 27/32	5 27/32 - 5 25/32	-	-
Bank Bills	-	-	5 31/32 - 5⅞	5⅞ - 5 27/32	5⅞ - 5 27/32	-
Local authority deps.	5 15/16 - 5 13/16	5 15/16 - 5 13/16	6 - 5⅞	6 1/16 - 5 15/16	6 3/16 - 5 15/16	6 5/16 - 6 3/16
Discount Market deps	6¼ - 5⅞	6 1/16 - 5 15/16	-	-	-	-

UK clearing bank base lending rate 6 per cent from March 8, 1996

	Up to 1 month	1-3 month	3-6 months	6-9 months	9-12 months
Certs of Tax dep. (£100,000)	2½	5½	5	5	4¾

Certs of Tax dep. under £100,000 is 2½pc. Deposits withdrawn for cash 1½pc.
Ave. tender rate of discount on May 31, 5.8344pc. ECGD fixed rate Stg. Export Finance. Make up day May 31, 1996. Agreed rate for period Jun 26, 1996 to Jul 25, 1996, Schemes II & III 7.35pc. Reference rate for period May 1, 1996 to May 31, 1996, Schemes IV & V 6.104pc. Finance House Base Rate 6.5pc from Jun 1, 1996

BANK OF ENGLAND TREASURY BILL TENDER

	May 31	May 24		May 31	May 24
Bills on offer	£1000m	£1000m	Top accepted rate	5.8359	5.8360%
Total of applications	£2622m	£2699m	Ave. rate of discount	5.8344%	5.8190%
Total allocated	£800m	£1000m	Average yield	5.9205%	5.9047%
Min. accepted bid	£98.545	£98.545	Offer at next tender	£800m	£1000m
Allotment at min. level	75%	26%	Min. accept. bid 182 days	-	-

FT GOLD MINES INDEX

	May 31	% chg since 29/12/95	Mkt Cap $bn	% of Gold Mines	Gross div yield %	P/E ratio	52 week High	52 week Low
Gold Mines Index (31)	2376.96	+24.2	60.40	100.00	1.29	–	2620.73	1722.93
■ Regional Indices								
Africa (13)	3119.26	+24.7	16.58	27.44	2.32	42.47	3553.86	2272.74
Australasia (6)	2568.29	+12.6	6.40	10.60	2.48	29.87	2927.34	2098.51
North America (12)	2126.45	+26.3	37.42	61.96	0.64	75.62	2186.39	1498.94

Copyright, The Financial Times Limited 1996. "FT Gold Mines Index" is a trademark of The Financial Times Limited. Figures in brackets show number of companies. Basis US Dollars. Base Values: 1000.00 31/12/92. † Partial.

LONDON RECENT ISSUES: EQUITIES

Issue price p	Amt paid up	Mkt. cap (£m.)	1996 High	1996 Low	Stock	Close price p	+/-	Net div.	Div. cov.	Grs yld	P/E net
-	F.P.	44.2	102	101	AIM Trust	101		-	-	-	-
100	F.P.	76.5	105	100	Aberforth Smlr C	102		-	-	-	-
-	F.P.	4.18	53	43	Biocompatibles W	53		-	-	-	-
105	F.P.	12.5	124	118	†CA Coutts	118		-	-	-	-
-	F.P.	58.8	81	36	†Emtech	68	-3	-	-	-	-
-	F.P.	23.5	116	88	†Epic Multimedia	101	-2	-	-	-	-
-	F.P.	22.9	97½	91	Gartmore Select	91½	+½	-	-	-	-
-	F.P.	1.26	65	50	†Hercules Prop	50		-	-	-	-
-	F.P.	28.3	101	50	INVESCO E & I C	101		-	-	-	-
-	F.P.	15.1	116	111	†Independent Ergy	115		-	-	-	-
-	F.P.	5.98	5½	3¾	†Just Group	4¾	-¼	-	-	-	-
200	F.P.	42.5	285	253	Luminar	283	-3	L6.0	2.2	2.7	15.8
-	F.P.	111.8	284	220	Malden Group	284	+3	R4.8	-	2.1	-
-	F.P.	34.9	203	176	†Mulberry Group	176	-5	-	-	-	-
-	F.P.	28.8	205	180	†Prism Rail	205		-	-	-	-
190	F.P.	2,090	229	205	Railtrack	218	+4	W20.6	2.8	6.4	7.5
70	F.P.	33.2	123	103	Recognition Sys	123	+2	-	-	-	-
-	F.P.	5.86	98	43	†Reflec	85		-	-	-	-
-	F.P.	24.5	99	96	Renaissance US G	98		-	-	-	-
-	F.P.	18.9	196	98	Schroder Venture	195		-	-	-	-
-	F.P.	-	97	95	Taiwan Inv Tst C	96		-	-	-	-
-	F.P.	25.2	15	7¼	†Thomas Potts	14		-	-	-	-
-	F.P.	2.99	56	43	†Tom Hoskins	53		-	-	-	-
84	F.P.	3.92	95	91	†Whitecross	95		-	-	-	-

† Alternative Investment Market. For a full explanation of all other symbols please refer to The London Share Service notes.

RIGHTS OFFERS

Issue price p	Amount paid up	Latest Renun. date	1996 High	1996 Low	Stock	Closing price p	+or-
6	Nil	21/6	¾pm	¾pm	Albrighton	¾pm	
220	Nil	13/6	40pm	29pm	Chelsfield	40pm	+2
55	Nil	13/6	16pm	2½pm	Ibstock	6pm	
34	Nil	7/6	6pm	4pm	Porter Chadburn	4pm	
45	Nil	12/6	30pm	26pm	Proteus Intl	26pm	

pm premium.

BANK RETURN

BANKING DEPARTMENT	Wednesday	Increase or decrease for week
Liabilities	£	£
Capital	14,553,000	
Public deposits	940,390,634	+45,817,634
Bankers deposits	1,897,810,739	+28,095,774
Reserve and other accounts	4,411,254,582	+486,736,235
	7,264,008,955	+560,649,643
Assets		
Government securities	2,111,608,900	-344,575,000
Advance and other accounts	1,606,265,092	+224,494,170
Premise, equipment and other secs	3,539,282,531	+686,128,076
Notes	6,716,092	-5,424,666
Coin	136,340	+27,063
	7,264,008,955	+560,649,643
ISSUE DEPARTMENT		
Liabilities		
Notes in circulation	20,543,283,908	+215,424,666
Notes in Banking Department	6,716,092	-5,424,666
	20,550,000,000	+210,000,000
Assets		
Other Government securities	15,106,495,499	-658,621,660
Other Securities	5,443,504,501	+868,621,660
	20,550,000,000	+210,000,000

BASE LENDING RATES

	%
Adam & Company	6.00
Allied Trust Bank	6.00
AIB Bank	6.00
●Henry Ansbacher	6.00
Bank of Baroda	6.00
Banco Bilbao Vizcaya	6.00
Bank of Cyprus	6.00
Bank of Ireland	6.00
Bank of India	6.00
Bank of Scotland	6.00
Barclays Bank	6.00
Brit Bk of Mid East	6.00
●Brown Shipley & Co Ltd	6.00
Citibank NA	6.00
Clydesdale Bank	6.00
The Co-operative Bank	6.00
Coutts & Co	6.00
Credit Lyonnais	6.00
Cyprus Popular Bank	6.00
Duncan Lawrie	6.00
Exeter Bank Limited	7.00
Financial & Gen Bank	7.00
●Robert Fleming & Co	6.00
Girobank	6.00
●Guinness Mahon	6.00
Habib Bank AG Zurich	6.00
●Hambros Bank	6.00
Heritable & Gen Inv Bk.	6.00
●Hill Samuel	6.00
C. Hoare & Co	6.00
Hongkong & Shanghai	6.00
Julian Hodge Bank	6.00
●Leopold Joseph & Sons	6.00
Lloyds Bank	6.00
Meghraj Bank Ltd	6.00
Midland Bank	6.00
* Mount Credit Corp	6.25
NatWestminster	6.00
●Rea Brothers	6.00
Royal Bk of Scotland	6.00
●Singer & Friedlander	6.00
●Smith & Williamson Secs	6.00
TSB	6.00
United Bank of Kuwait	6.00
Unity Trust Bank Plc	6.00
Western Trust	6.00
Whiteaway Laidlaw	6.00
Yorkshire Bank	6.00

● Members of London Investment Banking Association
* In administration

UK GILTS PRICES

Notes	Price £	Wk % +/-	Amnt £m	Interest due	Last xd	City line
Shorts" (Lives up to Five Years)						
Treas 2pc 1996	218 15/32	0.1	1,200	Mr16 Se16	7.3	1313
Conversion 10pc 1996	101 13/32	-.1	3,409	My15 Nv15	3.5	1240
Treas 13¼pc 1997‡‡	104 15/32	—	1,280	Jy22 Ja22	18.12	1302
Exch 10½pc 1997	103 1/16	-.1	3,700	Au21 Fe21	12.2	1253
Treas Cnv 7pc 1997‡‡	100 13/32	—	1,988	Fe6 Au6	28.1	4491
Treas 8¾pc 1997‡‡	102 23/32	—	6,550	Mr1 Se1	21.2	1341
Exch 15pc 1997	111 13/16	-.1	830	Ap27 Oc27	18.4	1269
Exch 9¾pc 1998	104 11/16	-.2	3,550	Jy19 Ja19	13.12	1273
Treas 7¼pc 1998‡‡	100 15/32	-.1	8,150	Se30 Mr30	21.3	1788
Treas 6¾pc 1995-98‡‡	100 3/16	—	1,200	Nv1 My1	22.4	1331
Treas 15½pc '98‡‡	118 3/16	-.3	935	Mr30 Se30	21.3	1306
Exch 12pc 1998	111 1/16	-.3	3,909	My20 Nv20	9.5	1258
Treas 9½pc 1999‡‡	105 13/32	-.3	1,900	Jy15 Ja15	11.12	1347
Treas Flg Rate 1999	99 31/32xd	—	5,700	MrJeSeDe	31.5	4945
Exch 12¼pc 1999	112 23/32	-.4	3,050	Se26 Mr26	15.3	1264
Treas 10½pc 1999	109¼	-.3	1,262	Nv19 My19	8.5	1266
Treas 6pc 1999‡‡	96 15/32	-.2	6,850	Fe10 Au10	1.2	3535
Conversion 10¼pc 1999	108¾	-.3	1,798	My22 Nv22	13.5	1242
Conv 9pc 2000‡‡	105 1/16	-.3	5,358	Se3 Mr3	22.2	1244
Treas 13pc 2000	119 3/16	-.4	3,171	Ja14 Jy14	8.12	1299
Treas 14pc 1998-1	113 1/16	-.2	970	Mr22 My22	13.5	1306
Treas 8pc 2000‡‡	101 23/32xd	-.3	7,800	Ja7 De7	29.5	4946
Treas 10pc 2001	109 3/16	-.4	4,406	Au26 Fe26	15.2	1260
Five to Fifteen Years						
Treas 7pc 2001‡‡	97 1/16	-.4	10,750	My6 Nv6	25.4	3031
Treas 9¾pc 2002	109¼	-.5	6,527	Fe27 Au27	16.2	1349
Treas 8pc 2003‡‡	100 5/16xd	-.4	8,600	Ja10 Jn1	30.5	2010
Treas 10pc 2003	111¼	-.4	2,503	Mr8 Se8	28.2	1281
Treas 11½pc 2001-4	114 13/16	-.4	1,620	Se19 Mr19	8.3	1280
Funding 3½pc 1999-4	79 13/32	-.5	543	Ja14 Jy14	8.12	1274
Conversion 9½pc 2004	106½	-.5	3,412	Ap25 Oc25	16.4	1246
Treas 6¾pc 2004‡‡	92	-.6	6,500	My26 Nv26	18.5	3541
Conv 9½pc 2005	106⅛	-.6	4,842	Oc18 Ap18	8.4	1247
Treas 12½pc 2003-5	124 1/16	-.5	2,200	My21 Nv21	10.5	1295
Treas 8½pc 2005‡‡	102 5/16xd	-.6	8,900	Ja7 De7	29.5	4946
Treas 7½pc 2006‡‡	95 15/32xd	-.7	9,000	Ja7 De7	29.5	1148
Treas 7¾pc 2006‡‡	96 15/32	-.7	3,800	Mr8 Se8	28.2	2300
Treas 8pc 2002-6‡‡	99	-.6	2,000	Ap5 Oc5	27.3	1334
Treas 11¾pc 2003-7	118⅞	-.5	3,150	Jy22 Ja22	18.12	1283
Treas 8½pc 2007‡‡	102	-.7	7,397	Ja16 Jy16	11.12	1339
Treas 13½pc 2004-8	130 23/32	-.5	1,250	Se26 Mr26	15.3	1301
Treas 9pc 2008‡‡	105 23/32	-.7	5,621	Ap13 Oc13	2.4	1343
Treas 8pc 2009	98	-.5	3,450	Mr25 Se25	14.3	1336
Treas 6 1/4pc 2010	82 13/32	-.8	4,750	Mr25 Nv25	16.5	4832
Over Fifteen Years						
Conv 9pc Ln 2011‡‡	105 23/32	-.7	5,273	Jy12 Ja12	6.12	1245
Treas 9pc 2012‡‡	105 13/32	-.7	5,360	Fe6 Au6	26.1	1701
Treas 5½pc 2008-12‡‡	78 13/32	-.8	1,000	Mr10 Se10	11.3	1330
Treas 8pc 2013‡‡	96 23/32	-.7	6,100	Mr27 Se27	18.3	2229
Treas 7¾pc 2012-15‡‡	94 1/16	-.9	800	Jy26 Ja26	20.12	1332
Treas 8pc 2015	96 15/32xd	-.7	6,500	Ja7 De7	29.5	4882
Treas 8¾pc 2017‡‡	103 3/16	-.8	7,550	Fe25 Au25	18.2	1982
Exch 12pc 2013-17	131 11/32	-.6	1,000	Ja12 De12	6.11	1260
Treas 8pc 2021	96¼xd	—	6,000	Ja7 De7	29.5	-
Undated						
Consols 4pc	47 1/16	-.9	359	Au1 Au1	22.12	1239
War Loan 3½pc‡‡	41 13/32xd	-.5	1,909	Je1 De1	17.5	1352
Conv 3½pc '61 Aft	59⅝	0.5	115	Ap1 Oc1	21.3	1249
Treas 3pc '66 Aft	35⅛	-.4	56	Ap5 Oc5	27.3	1324
Consols 2½pc	30 13/32	-.5	275	5JaApJyOc	27.3	1238
Treas. 2½pc	29 15/32	1.2	475	Ap1 Oc1	21.3	1315
Index-Linked (b)						
4⅝pc '98‡‡ (135.6)	112 23/32	-.1	800	Ap27 Oc27	18.4	1753
2½pc '01 (78.3)	178 13/32	-.2	1,850	Mr24 Se24	14.3	1316
2½pc '03 (78.8)	173 13/32	-.3	1,800	My20 Nv20	9.5	1317
4⅜pc '04‡‡ (135.6)	113 13/32	-.4	1,150	Ap21 Oc21	11.4	1255
2pc '06 (69.5)	181 3/16	-.4	2,100	Ja19 Jy19	13.12	1314
2½pc '09 (78.8)	162¾	-.6	2,200	My20 Nv20	9.5	1318
2½pc '11 (74.6)	168 1/16	-.6	2,700	Fe23 Au23	14.2	1319
2½pc '13 (89.2)	137 13/32	-.7	3,050	Fe16 Au16	7.2	1320
2½pc '16 (81.6)	146 13/32	-.7	3,150	Ja26 Jy26	20.12	1321
2½pc '20 (83.0)	140 11/32	-.7	3,150	Ap16 Oc16	3.4	1322
2½pc '24‡‡ (97.7)	116 7/16	-.8	3,050	Ja17 Jy17	11.12	1323
4⅛pc '30‡‡ (135.1)	114⅞	-.8	1,300	Ja16 Jy22	18.12	1134

(b) Figures in parentheses show RPI base for indexing, (ie 8 months prior to issue) and have been adjusted to reflect rebasing of RPI to 100 in February 1987. Conversion factor 3.945. RPI for September 1995: 150.6 and for April 1996: 152.6.

Other Fixed Interest

Notes	Price £	Wk % +/-	Amnt £m	Interest due	Last xd	City line
Asian Dev 10¼pc 2009	112⅞	-.7	100	Mr24 Se24	3'93	-
B'ham 11½pc 2012	121¼	-.6	45	My15 Nv15	13.10	1837
Ireland Cap 8½pc '10	105¼	—	393	Ap1 Oc1	-	1465
9pc Cap 1996	104	—	725	Ja30 Jy30	-	-
13pc '97-2	110⅞	—	315	Ap1 Oc1	8'93	1428
Hydro Quebec 15pc 2011	143⅝	-.5	40	My31 Nv30	10'93	-
Leeds 13½pc 2006	130	-.8	40	Ap1 Oc1	8.9	3146
Liverpool 3½pc Irred	38½	—	6	1ApJyJaOc	1.9	-
LCC 3pc '20 Aft	33	—	28	1MrJeSeDe	1'95	-
Manchester 11½pc 2007	118½	-.4	6	Ap25 Oc25	25.9	3275
Met. Wtr. 3pc 'B'	75	-1.0	25	Mr1 Se1	1.8	3361
N'wide Anglia 3⅞pc 2021	137½	-.4	60	Ja30 Jy30	23.6	3465
4⅛pc IL 2024	132	-.4	50	Au23 Fe23	17.7	-
Utd Mex States 16½pc 2008	129	-.4	50	Mr1 Se1	8'93	-

● 'Tap' stock. ‡‡ Tax-free to non-residents on application. E Auction basis. xd Ex dividend. Closing mid-prices are shown in pounds per £100 nominal of stock. Weekly percentage changes are calculated on a Friday to Friday basis.

STOCK INDICES

	May 31	May 30	May 29	May 28	May 27	1996 High	1996 Low	Since comp. High	Since comp. Low
FT-SE 100	3747.80	3746.70	3775.70	3760.20	3752.10	3857.16	3630.50	3857.16	986.90
FT-SE Mid 250	4510.00	4500.00	4514.80	4504.40	4490.00	4588.80	4015.30	4588.80	1379.40
FT-SE Mid 250 ex ITs	4553.00	4542.50	4555.50	4543.70	4527.10	4607.40	4024.40	4607.40	1378.30
FT-SE-A 350	1900.30	1898.90	1911.70	1904.80	1900.00	1946.40	1816.60	1946.40	664.50
FT-SE SmallCap	2228.72	2228.28	2230.92	2231.92	2233.89	2241.97	1954.06	2241.97	1363.79
FT-SE SmallCap ex ITs	2226.73	2225.33	2228.53	2227.86	2230.57	2238.91	1931.83	2238.91	1363.79
FT-SE-A All-Share	1885.78	1884.42	1896.29	1889.89	1885.87	1924.17	1791.35	1924.17	61.92
FT-SE-A Fledgling	1272.70	1272.15	1272.53	1271.18	1268.57	1272.70	1108.94	1272.70	949.00
FT-SE Eurotrack 100	1687.08	1679.37	1692.00	1689.17	1688.85	1699.17	1504.40	1699.17	900.45
FT-SE Eurotrack 200	1734.96	1729.50	1732.47	1734.50	1723.81	1740.61	1584.49	1740.61	938.82
FT Ordinary	2791.80	2790.30	2808.50	2793.60	2785.50	2865.20	2698.70	2865.20	49.40
FT Govt Securities	92.07	91.74	92.24	92.26	92.36	98.34	91.57	127.40	49.18
FT Fixed Interest	111.60	111.80	111.75	111.86	111.91	115.23	110.60	133.87	50.53
FT Gold Mines	2376.96	2342.50	2328.07	2317.24	2301.48	2620.73	1968.57	2620.73	922.16

SCHNEIDER SA

Second Notice of General Meeting
Meeting of Guaranteed Exchangeable Bonds due 2003
SQUARE D

The General Meeting of the Masse of the holders of the 2 per cent Guaranteed Exchangeable Bonds due 2003 of SQUARE D Company, invited by a first notice to attend the General Meeting on the 29th of May 1996, having been unable to deliberate, the quorum being not present, the holders of such bonds, are invited to attend the General Meeting to be held on **the 12th of June 1996 at 10.00 a.m.** at the office of the COMPAGNIE FINANCIÈRE DE CIC et de L'UNION EUROPÉENNE, 4 rue Gaillon PARIS 2ᵉ, to consider the following agenda:

• The report of the Board of Directors and of the Supervisors.

• The examination of the merger-absorption of SCHNEIDER SA by SPIE BATIGNOLLES.

• The approval, subject to the decision of the General Meeting of the shareholders of SCHNEIDER SA, of the authorization given to the Board of Directors of SCHNEIDER SA to issue:
- warrants;
- convertible bonds;
- bonds with warrants;
- tradeable securities which are convertible into, exchangeable for or reimbursable with shares of SCHNEIDER SA; for a maximum amount of FF 10 billion, representing subscription right to an aggregate number of shares which can total no more than a nominal amount of FF 5 billion.

In connection with any such issuance of securities, carrying preferential subscription right, SCHNEIDER's shareholders should renounce any preferential subscription rights to subscribe shares issued in respect of the warrants, convertible bonds and other tradeable securities.

• The approval, subject to the decision of the General Meeting of the shareholders of SCHNEIDER SA, of the authorization given to the Board of Directors of SCHNEIDER SA to issue:
- shares with or without warrants;
- convertible bonds;
- bonds with warrants;
- tradeable securities which are convertible into, exchangeable for or reimbursable with shares of SCHNEIDER SA; for a maximum amount of FF 10 billion, representing subscription right to an aggregate number of shares which can total no more than a nominal amount of FF 5 billion.

In connection with any such issuance of securities and shares, SCHNEIDER's shareholders should renounce any preferential subscription rights.

• The approval, subject to the decision of the General Meeting of the shareholders of SCHNEIDER SA, of the authorization given to the Board of Directors to approve the issuance of shares in connection with the issuance, by companies in which SCHNEIDER SA holds, directly or indirectly, a majority of the outstanding share capital, of warrants, bonds, other tradeable securities or subordinated securities which are convertible into, exchangeable for or reimbursable with, shares. In connection with any issuance of shares, SCHNEIDER's shareholders should renounce any preferential subscription rights. Furthermore the issuance of any such shares is limited to an aggregate nominal capital increase of FF 5 billion.

• Any other business.

In order to attend or be represented at the meeting, holders of bonds must deposit, at least five clear days prior to the meeting at the head office, the certificate of deposit, issued by the bank, financial institution or stockbroker with whom the bonds are lodged.

THE BOARD OF DIRECTORS

EURO RSCG FINANCE

GROUPE SCHNEIDER

EDF

Electricité de France
U.S. $150,000,000
Floating Rate Notes due 2002

In accordance with the provisions of the Notes, notice is hereby given that the Rate of Interest for the six month period ending 29th November, 1996 has been fixed at 5.33594% per annum. The interest accruing for such six month period will be U.S. $26.98 per U.S. $1,000 Bearer Note, and U.S. $269.76 per U.S. $10,000 Bearer Note and U.S. $2,697.61 per U.S. $100,000 Bearer Note on 29th November, 1996 against presentation of Coupon No. 8.

Union Bank of Switzerland
London Branch Agent Bank
29th May, 1996

Republic of the Philippines
US$691,465,000 Series 1992 B Floating rate bonds 2009

The B Bonds will bear interest at 6.4375% per annum for the period 3 June 1996 to 2 December 1996. Interest payable on 2 December 1996 per US$1,000 note will amount to US$32.55.

Agent: Morgan Guaranty Trust Company
JPMorgan

Korea International Merchant Bank
(Incorporated with limited liability in the Republic of Korea)
US$30,000,000
Negotiable United States Dollars
Floating Rate Certificate of Deposit due Nov 1999

In accordance with the provisions of the Certificates of Deposit, notice is hereby given that for the period from 30/5/96 to 29/11/96 the Certificates will carry an Interest Rate of 6.025% per annum calculated on a principal amount of:

US$7,656.77 per Certificate of US$250,000

Standard Chartered
Standard Chartered Bank
as Reference Agent

FT MANAGED FUNDS SERVICE

● FT Cityline Unit Trust Prices: dial 0891 430010 and key in a 5 digit code listed below. Calls are charged at 39p/minute cheap rate and 49p/minute at all other times. International access available by subscription only. For more details call the FT Cityline Help Desk on (+44 171) 873 4378.

OFFSHORE AND OVERSEAS

BERMUDA (SIB RECOGNISED)

BERMUDA (REGULATED)(**)

GUERNSEY (SIB RECOGNISED)

GUERNSEY (REGULATED)(**)

IRELAND (SIB RECOGNISED)

IRELAND (REGULATED)(**)

ISLE OF MAN (SIB RECOGNISED)

ISLE OF MAN (REGULATED)(**)

JERSEY (SIB RECOGNISED)

JERSEY (REGULATED)(**)

LUXEMBOURG (SIB RECOGNISED)

LUXEMBOURG (REGULATED)(**)

FT MANAGED FUNDS SERVICE

● FT Cityline Unit Trust Prices: dial 0891 430010 and key in a 5 digit code listed below. Calls are charged at 39p/minute cheap rate and 49p/minute at all other times. International access available by subscription only. For more details call the FT Cityline Help Desk on (+44 171) 873 4378.

Selling Price | Buying Price | Yield Gross | Chg/Wk

Credit Investment Funds - Contd.

Credit Commercial de France

Daiwa Japan Bond Fund

Daiwa Japan Small Equity Fd (o)

Dicam Worldwide Investment Fund

The Dragon Fund Sicav

Emerging Markets Brewery Fund SICAV

Europe Value Fund (o)

EurOptimo (o)

FMM Mix SICAV

Fidelity Intl Inv Mngt (Luxembourg) SA

Fidelity Investment (CI) Ltd

The First Kenia Sentfor Companies Fund

Fleming Group

Foodfolio Mgmt Company SA (Umbrella Fund)

Foreign & Colonial Emerging Markets Ltd

Franklington Russian Investment Fund

Gartmore Luxembourg S.A.

Global Funds Management S.A. (o)

Global Futures & Options SICAV

HSBC NAFT Luxembourg SA

HTR India Fund – SICAV

HYPO Capital Mngmt Invest Luxembourg SA

Henderson Independent Fund

International Bond Trust

IOVESCO International Limited

InverGlobal Investment Fund SICAV

Investissements Alternatives SA

Kleinwort European Bd Fd Management SA

Korea Golden Gate Fund

Lloyds Bank Luxembourg (o)

Lombard Odier Invest (o)

MFS International Funds

Mercury Asset Management SA

Merrill Lynch Asset Management

MeesPierson Umbrella Fund

Morgan Stanley Sicav

NICAM Asia Pacific Umbrella Fund

Nikko Bank (Luxembourg) S.A.

Nikko Capital Management

Nomura Asian Infrastructure Fd SICAV

Pacific Basin Growth Fund

Pan-Holding SA

Picket Group

Rivet & Mercantile Latin American SICAV

Rosenberg Global Mngt Co SA (o)

Rosenberg US Japan Mngmt Co SA (o)

R.I.S. Edmond de Rothschild (Luxembourg)

SCI/TECH SA

Scudder, Stevens & Clark

Security Capital BS Realty

Société Générale Group

State Street Luxembourg SA

Swedia Securities

Swiss Bank Corporation

TCW Luxembourg Funds

Target International Ltd

Templeton Emerging Asia

Templeton Russian & East European Debt Fd

Tower Fund

UBAM International Services

Union Financial Services SA Lux

VLS Finance Ltd India

Van Kampen Americas Capital Navigator Funds

WP Stewart Global Growth Fund

"WINTERTHUR" Fond Mngmt Co (Lux) SA

World Trust Fund

CGU Insurance Co Ltd

Equitable Life (Luxembourg)

Eurolife Assurance Group

Fleemco International Ltd

Friends Provident International

Hansard International Ltd.

Irish Life International Ltd

Isle of Man Assurance Ltd

Lehman International Group

Midland Life International Ltd

Old Mutual Guernsey

Old Mutual Hong Kong

Old Mutual International (Guernsey) Ltd

Pan Euro Life société anonyme

Premier Life

Professional Investment Consultants

Royal Life International

Royal Skandia Life Assurance Ltd (z)

Scottish Equitable International SA

Scottish Mutual International Plc

Scottish Provident Intl Life Ass Ltd

Sun Alliance International Life

Sun Life International (IOM) Ltd

OTHER OFFSHORE FUNDS

AXA Asset Management

Africa Emerging Markets Fund

Alliance Capital

Allied Dunbar International Fund Mngrs (1800)

Alpha Fund Management Ltd

Alpha Capital Advisors LLC

Arc Investment Company Ltd

Aristocrat Capital Management Ltd

Arnhold and S. Bleichroeder, Inc

Asia Pacific Capital Strategies Fund

Asia Pacific Securities Corp Ltd

Asian Convertibles & Income Fd (Cayman)

Atlantic Investment Fund Ltd

Azuran Funds

BEA Associates

BZW Investment Management (HK) Ltd

Banc Internacional D'Andorra Banca Mora

Banque Paribas Luxembourg

Bank of America

Bank of Nova Scotia Trust Co (Cayman) Ltd

Bank Von Ernst & Cie AG

Barclays Diversified Fund

Baring International Group

The Batavia Fund Ltd

Beaufort Capital Management Ltd

Bermuda Capital Company Ltd

Blackmore Holdings Inc

Boston Capital Management Ltd

CA Securities Investment Fund Mngt Ltd

CIS Asset Management

CDC International

CFI Short Term Jan 12

CFI Fund Managers (Bermuda) Limited

Cosco Investment Management Ltd

Capital International

Gottay Investment Fund Limited

Citiscreen Funds Management Ltd

Chemselect Funds Limited

Chemselect Capital Corporation

Chester Indian Investment Company Ltd

The China Fund

The China Invest & Development Fd Ltd

Citibank Global Asset Mgmt (Asia) Ltd

Citizens Investment Trust Mgt Co Ltd

City & International Securities Ltd

Clarklan Bank

Coast Asset Management Corporation

Colombus Asset Management Ltd

Cowen Enterprise Fund N.V.

Craig Drill Capital Ltd

Credits Investment Funds

Credit Agricole Group/Sogepar

Credit Lyonnais Intl Asset Mgmt (HK) Ltd (1200)

Credit Suisse Fund Management (Luxembourg)

Credit Suisse Asset Management Ltd

Crosby Asset Management Ltd

Crystal Corporation N.V.

Crystal Fund Managers Ltd

DWS Deutsche Ges. F. Wertpapiersp

Dashon Investment Trust Co Ltd

Daiwa APT Japan Fund

Daiwa Intl Capital Management (HK) Ltd

Daiwa International Capital Mngt (Sgp) Ltd

Dalton Pennsylvania Trust Company Ltd

Discover Investment

Dresdner Bank Investment Group

Dublin & Swiss

EBS Overseas Fund Ltd

East Asia Resources Resources SA

East Europe Development Fund Ltd

Egerton European Dollar Fund Ltd

Egerton European Equity Fund Ltd

Emcor Limited

Emerging Markets Management

Enigma Investments Ltd – Cayman

The Environmental Investment Co Ltd

Eurotrust SA

Europe 1992

Fairway International Ltd

Falcon Fund International Inc

Fenchurch Capital Management, Ltd.

Ferrell Management Ltd

Fidelity Advisor World Funds

Fidelity Investments

Fides Asset Management Ltd

Financiere Atlas

Firebird Capital Management

First Investments Ltd

First Mexico Income Fund

Forex Professionals (Cayman) Ltd

Formosa Fund

Formosa Growth Fund Limited

Forum Executive Management Ltd

Freemington Group Plc

Fremont Fund Ltd Apr 30

France Option Fund

Frank Russell Investments (Cayman) Ltd

Futura World Trade Fund

GBC Asset Management

GEM Dolphin Investment Managers Limited

GIM Fund Management (Bermuda) Ltd

The GP Taiwan Index Fund

GT Globe Growth Fund Ltd

Gale Currency Funds

Gartmore Banking Ltd

Gartmore Fund of Funds Ltd

Genesis Fund Managers Ltd

The Geo Summit Fund

Global Asset Management

Global Asset Management - Contd.

Global Atlic Inc

Global Convertible Magnitrend

Global Investment Fund Ltd

Global Leveraged Futures Fund

The Global Managed Investec Bond Limited

Global Portfolio (SVI) Management Ltd

Goldman Sachs

Group One International Tst

Gryphon Bond Fund Ltd (Bermuda)

Guardian Global Asset Management Ltd

HSBC Asset Management (Bahamas) Ltd

Merrill Lynch Guernsey

Hanson Asset Management Ltd

Hawenbickler Asset Management GmbH

Hottinguer Hedge NV Curacao

Hull Capital Corpn

IBJ Schroder Bank & Trust Company

IDF Investment & Development Financing Ltd

Inapac Asia Pacific Funds Limited

India Investment AG

The India Magnum Fund Ltd

The India Special Situations Fund Ltd

Indian Opportunities Fund Ltd

Indosuez Asset Management Asia Ltd

Indosuez Asset Mngt Latin America SA

Integral Hedged Assets Ltd

Intermarket Tactical Group

The International Investor

The Jaguar Fund N.V.

Jardine Fleming Inv Mngt Ltd

Jardine Fleming Unit Trusts Ltd

Johnson Fry Securities Ltd

Jupiter Tyndall (Bermuda) Ltd

Kemner Global Investments Limited

KI Asia Pacific Fund Ltd

Kingate Global Fund Ltd

Kingdon Offshore N.V.

Korea Chine Super Fund Ltd

Korea Intl Investment Fund

Korea Intl Investment Fund Ltd (o)

Korea International Investment Fund Ltd (III)

Korea International Investment Fund Ltd (IV)

Korea Investment Trust Co Ltd

LIT Asset Management PLC

Lazard Vietnam Fund Limited

Legmada Fund Ltd (Inc)

Lehman Brothers Portugal Growth Fund

Liberal BAS Funds

Liberal AMC

Lipco Asia Ltd

Lloyd George Management

Lloyds Bank Government Bonds

Lloyds Bank International (Bahamas) Ltd

Lloyds Bank Portfolio

MBI Unit Trust Managers Limited

The MC Oasis Fund LP

MD Sans Risk/Enterprise International Ltd

MFS Meridian Funds

McKinnis Global Fund Ltd

Magellan Emerging Mkts Mngt (Jersey) Ltd

Magnum Funds

Magna Asset Management

Malaysia Capital Fund Ltd

Malaysia Fund (Labuan)

Malaysia Growth Fund

E D & F Man Investment Products

Mosaic Asset Management

Montgomery Emerg Communications Fd Ltd

Montgomery Emerging Markets Fund Ltd

Montpelier Asset Management Ltd

Moore Global Investment

Morgan Stanley/BLL Global Allocation Fd Ltd

Morgan Stanley Emerging Markets Income

National Investment Trust Company Ltd

The New Tokyo Fund Ltd

Near East Opportunities Fund Limited

Marshall International Ltd (Bahamas)

North Atlantic Management Co Ltd

North Star Fund Managers (Cayman) Ltd

Odey Asset Management Ltd

Omega Overseas Partners Ltd

Opportunity Fund (o)

Optima Fund Management

Orbitex Management Ltd

ORIENT Growth Fd

Oriental Development Company Ltd

Oryx Fund Ltd

Oryx (India) Fund Ltd

Oryx International Growth Fund Ltd

PFC Internatl Portfolio Fd Mngt Ltd

PFM Israel Growth Fund Ltd

PFPC International Ltd

PBS International

Pactual

Pakistan Fund

Panther Capital Advisors

Passergy Limited

Park Place Capital Limited

Pegasus International Fund Inc

Pere Select Group of Funds Limited

Pars 2000

Philippine Income Fund Inc

Phoenix Four, Inc

Power Capital Limited

The Private Client Portfolio

Regent Kingpin Capital Management Ltd

Republic Funds

Rosenwald, Rodhil & Co Ltd

Russia Value Fund LP

Salem Futures Fund

Schroder Investment Management Limited

Schroder Investment Mngt (Hong Kong) Ltd

Schroder Investment Mgmt (Singapore) Ltd

Schroder Japanese Warrant Fund

Schroders Australia Ltd

Scudder, Stevens & Clark Inc

Secure Growth Fund Ltd (Bermuda)

Selective Assets Series Fund Limited

Shiraz Investment Mngmt (Bermuda) Ltd

Sierra Fund Ltd

Sloane Robinson Investment Mngmt Ltd

Smith Barney Funds

Societe Generale Group

Sodite Asset Management Inc

Sofaer Capital Inc

Carl Spangler MAG

Sri Lanka Growth Fund

State Street Banque SA

Strome Offshore Limited

Stimmit Money Management (Bermuda) Ltd

Swiss Finance Corporation

Swiss Bank Corporation

Taipei Fund

Taiwan American Fund Limited

Taiwan Opportunities Fund Ltd

Templeton Galbraith & Hansberger Ltd

The Thai-Euro Fund Ltd

The Thai Prime Fund Limited

The Thailand Fund

The Thailand Growth Fund

The Thailand Intl Fund Ltd

Thames Currency Funds

Thornton Investment Management Ltd

Titan Capital Management

Trans Global Funds Group

Ultra Corbeau Fund Ltd

Ultra China Fund

Ultra Pacific Ds Fund Ltd

Ultra Interest Plus Fund

Ultra Sector Fund Ltd

Ultra Westcliff Fund Ltd

Union Bank of Switzerland Offshore Funds

Value Partners 'A' Fund

Vala-Trac Investment Management Ltd

Vantage Investment Management Ltd

The Vietnam Frontier Fund

The Vietnam Fund Limited

Wells Fargo U.S. IT Fund

Worldwide Limited

Xipalina International Investment Fd Ltd

Zenith Lombardier Ltd

Zulaui Investment Management AG

Zenig–Offshore International Limited

OFFSHORE INSURANCES

AXA Equity & Law Intl Life Assce Co

Abbrest International Ltd

Albany International Assurance Ltd

Allied Dunbar International Assce Ltd (z)

MANAGED FUNDS NOTES

Prices are in pence unless otherwise indicated and those designated $ with no prefix refer to U.S. dollars.

Yields % allow for all buying expenses.

Prices of certain offshore insurance linked plans subject to capital gains tax on sales.

(***) Funds not SIB recognised. The regulatory authorities for these funds are

Bermuda - Bermuda Monetary Authority

Guernsey - Financial Services Commission

Ireland - Central Bank of Ireland

Isle of Man - Financial Supervision Commission

Jersey - Financial Services Department

Luxembourg - Institut Monetaire Luxembourgeois.

Initial charge - Charge made on sale of units

Selling price - Bid or redemption price

Buying price - Offer or issue price.

Time - The time shown alongside the fund manager's name is the time of the fund's valuation point unless indicated by one of the following symbols

(*) - 0001 to 1100 hours

(+) - 1101 to 1400 hours

(++) - 1401 to 1700 hours

(+) - 1701 to midnight

E - Exit charge on sale of units

M - Manager's periodic charge deducted from capital.

H - Historic pricing F - Forward pricing

h - Distribution free of UK taxes.

p - Periodic premium insurance plans.

s - Single premium insurance

u - Designated as a UCITS (Undertakings for Collective Investment in Transferable Securities).

a - Offered price includes all expenses except agent's commission.

z - Previous day's price

GG - Guernsey gross.

y - Yield before Jersey tax.

† - Ex-subdivision, rst - Ex-dividend.

‡ - Daily available to charitable bodies

♦ - Yield column shows annualised rates of NAV increase.

The fund prices on these pages are also available on the Internet at www.FT.com

LONDON SHARE SERVICE

ALCOHOLIC BEVERAGES

[illegible]

BANKS, MERCHANT

[illegible]

BANKS, RETAIL

[illegible]

BREWERIES, PUBS & REST

[illegible]

BUILDING & CONSTRUCTION

[illegible]

BUILDING MATS. & MERCHANTS

[illegible]

CHEMICALS

[illegible]

DISTRIBUTORS

[illegible]

DIVERSIFIED INDUSTRIALS

[illegible]

ELECTRICITY

[illegible]

ELECTRONIC & ELECTRICAL EQPT

[illegible]

ELECTRONIC & ELECTRICAL EQPT - Cont.

[illegible]

ENGINEERING

[illegible]

Seeking out under-valued investments across the globe. Templeton have become experts in spotting potential swans.

HOW TO INVEST THE TEMPLETON WAY. AS EXPLAINED BY THE UGLY DUCKLING

Now you can share the investment principles which Templeton consider to be of enduring value to investors.

For your copy of the Templeton Maxims: '10 Principles for Investment Success', please call free, during office hours on 0800 27 27 28.

Issued by Templeton Investment Management Ltd. Regulated by IMRO and the Personal Investment Authority and a member of the Templeton Marketing Group.

Templeton

ENGINEERING - Cont.

[illegible]

ENGINEERING, VEHICLES

[illegible]

EXTRACTIVE INDUSTRIES

[illegible]

EXTRACTIVE INDUSTRIES - Cont.

[illegible]

FOOD PRODUCERS

[illegible]

GAS DISTRIBUTION

[illegible]

HEALTH CARE

[illegible]

HEALTH CARE - Cont.

[illegible]

HOUSEHOLD GOODS

[illegible]

INSURANCE

[illegible]

INVESTMENT TRUSTS

[illegible]

INVESTMENT TRUSTS - Cont.

[illegible]

Net asset values supplied by NatWest Securities Limited as a guide only. See guide to London Share Service

INV TRUSTS SPLIT CAPITAL

[illegible]

LONDON SHARE SERVICE

INV TRUSTS SPLIT CAPITAL - Cont.

LEISURE & HOTELS - Cont.

OTHER FINANCIAL - Cont.

PROPERTY - Cont.

SUPPORT SERVICES - Cont.

AIM - Cont.

The Alternative Investment Market, designed primarily for small companies, is regulated by the London Stock Exchange but has less demanding rules than the SE Official List.

LIFE ASSURANCE

MEDIA

PAPER, PACKAGING & PRINTING

RETAILERS, FOOD

TELECOMMUNICATIONS

TEXTILES & APPAREL

AMERICANS

RETAILERS, GENERAL

PHARMACEUTICALS

HEWLETT® PACKARD
Print leader, performance servers, managed desktops.
From the UK's leading provider of distributed IT systems and services.
Computacenter

TOBACCO

	Notes	Price	W'k% ch'nge	Div net	Div cov.	Dividends paid	Last xd	City line
BAT Inds.	♣N□	519xd	-4	Q30.0	1.8	Jan Jul	18.3	1717
12¼pc Ln '03/08		£119½xd	-.6	Q12¼%	28.4	Dec Jun	11.3	–

CANADIANS

	Notes	Price £	W'k% ch'nge	Div gross	Dividends paid	Last xd	City line
Bk Montreal		15⅞	-3.9	$1.44	FeMyAuNv	7.5	1028
Bk Nova Scot		15⅛	1.4	$1.24	JaApJyOc	3.4	1017
BC Gas	♥	774½p	-2.1	80c	FeMyAuNv	12'93	–
BCE		25⅜	-2.4	$2.72	JaApJyOc	6'93	–
Barrick Gold		20⅞	-1.9	12c	Jun Dec	–	–
Brascan	♥	1271p	-3.5	$1.04	JaApJyOc	10'93	–
Can Imp Bk		21⅛	-2.3	$1.48	JaApJyOc	28.3	1037
Can Pacific		12⅛	-1.6	48c	JaApJyOc	12'93	–
4pc Deb		£80	–	Q4%	Jan Jul	5'93	–
Echo Bay	♥	845p	-1.8	7½c	Jun Dec	–	1070
Gulf Can	♥	324½p	-4.2	–	–	3'93	–
Hawker Sid	♥	8⅛	-1.0	$1.08	ApJyOcJa	11'93	–
Hudson's Bay	♥	8⅞	-2.1	82c	ApJeSeDe	10'93	–
Imperial Oil	♥	28⅜	-.4	$1.82	MrJeSeDe	3'93	–
Inco		21⅞	-2.0	40c	MrJeSeDe	3'93	–
Rio Algom	♥	13⅜	0.4	60c	Jun Dec	4'93	–
Royal Bk Canada		15⅜	-3.4	$1.38	FeMyAuDe	23.4	1180
Toronto-Dom		11⅛	-1.5	1c	JaApJyOc	13.3	1207
Trans Can Pipe	♥	9⅜	-2.1	84c	JaApJyOc	12'93	–

SOUTH AFRICANS

	Notes	Price	W'k% ch'nge	Div net	Div cov.	Dividends paid	Last xd	City line
Anglo Am Ind		£28½	-6.6	Q545c	ϕ	May Oct	3'93	–
Barlow	♣†	59⅛	4.0	Q81c	–	Jan Jul	11.12	–
Gold Flds Prop R		138xa	-1.4	Q80c	1.5	Mar Sep	26.2	–
JCI Props		75	–	Q83.8c	–	Mar Sep	1.9	–
SASOL	♥	840	–	Q78c	–	Oct	9'93	–
SA Brews		£19⅛	8.1	Q200c	ϕ	Jul Dec	27.11	–
Standard Bank	□	£22⅝	-3.7	Q284c	3.1	Sep Mar	–	–
Tiger Oats	†	860	6.8	Q114c	3.0	Jan Jul	11.12	–
Tongaat-Hulett		810xd	-7.4	Q130c	ϕ	Jan Jun	20.5	–

GUIDE TO LONDON SHARE SERVICE

Prices for the London Share Service delivered by FT Extel, a member of the Financial Times Group.

Company classifications are based on those used for the FT-SE Actuaries Share Indices.

Closing mid-prices are shown. Prices and net dividends are in pence unless otherwise indicated.

Where stocks are denominated in currencies other than sterling, this is indicated after the name.

Dividend covers are calculated on a "net" basis.

Market Capitalisations are published on Tuesdays-Saturdays except for Investment Trusts and British Funds

- □ Indicates the most actively traded stocks. This includes UK stocks where transactions and prices are published continuously through the Stock Exchange Automated Quotation system (SEAQ) and non-UK stocks through the SEAQ International system.
- † Interim since increased or resumed
- ‡ Interim since reduced, passed or deferred
- ϕ Figures or report awaited
- ♥ Rule 2.1(a)vi Overseas incorporated companies listed on an approved exchange.
- ♣ Free annual/interim report available, see details below.
- ✣ USM; not listed on Stock Exchange and company not subjected to same degree of regulation as listed securities.
- ‡‡ Rule 4.2(a) Irish incorporated non-listed companies.
- # Price at time of suspension
- ¶ Indicated dividend after pending scrip and/or rights issue: cover relates to previous dividend or forecast.
- ♦ Merger bid or reorganisation in progress
- § Forecast dividend: cover based on earnings updated by latest interim statement.
- ♠ Unregulated collective investment scheme.

a Annualised dividend. b Figures based on prospectus or other official estimates. c Cents. g Assumed dividend. h Assumed dividend after scrip issue. m Interim higher than previous total. n Rights issue pending. q Earnings based on preliminary figures. s Dividend excludes a special payment. t Indicated dividend: cover relates to previous dividend. u Forecast, or estimated annualised dividend rate, cover based on previous year's earnings. z Dividend includes a special payment: Cover does not apply to special payment. F Dividend based on prospectus or other official estimates for 1996-97. G Assumed dividend after pending scrip and/or rights issue. H Dividend based on prospectus or other official estimates for 1995. K Dividend based on prospectus or other official estimates for 1996. L Estimated annualised dividend, cover based on latest annual earnings. M Dividend based on prospectus or other official estimates for 1995-96. N Dividend is paid in whole or part as a FID (Foreign Income Dividend). Q Gross. R Forecast annualised dividend, cover based on prospectus or other official estimates. W Pro forma figures. Z Dividend total to date.

Abbreviations: xd ex dividend; xc ex scrip issue; xr ex rights; xa ex all; xt ex capital distribution

This service is available to companies whose shares are regularly traded in the United Kingdom for a fee of £1350 a year for each security shown, subject to the Editor's discretion.

OTHER INVESTMENT TRUSTS

The following investment trusts are not eligible for inclusion in the FT-SE Actuaries Share Indices.

Net asset values supplied by NatWest Securities Limited as a guide only. See guide to London Share Service

INVESTMENT COMPANIES

Net asset values supplied by NatWest Securities Limited as a guide only. See guide to London Share Service

LEISURE & HOTELS

OIL EXPLORATION & PRODUCTION

OIL, INTEGRATED

OTHER FINANCIAL

PHARMACEUTICALS - Cont.

PROPERTY

RETAILERS, GENERAL - Cont.

SUPPORT SERVICES

TOBACCO

TRANSPORT

WATER

AIM

FT Share Service

The following changes have been made to the FT Share Information Service: **Additions: Millennium & Copthorne (Lea &Htl), Atlantis Japan Gwth Ord & Wrts (Oth In Tst), UPM-Kymmene (PP & P), Vanguard Medica (Pharms), MSB Intl and Premiere Grp (Sup Servs), Active Imaging, CCI, La Senza and Stentor (AIM). Deletions: Menakin (Inv Tst) and Enviromental Inv Wrts** (Inv Co's).

♣ FT Free Annual Reports Service

You can obtain the current annual/interim report of any company annotated with ♣. Please quote the code FT7286. Ring 0181 770 0770 (open 24 hours including weekends) or Fax 0181 770 3822. Reports will be sent the next working day, subject to availability.

Both Annual Reports and FT Company Focus are available from the above number.

FT Company Focus

Comprehensive 10-14 page report available on this company, containing key FT stories from the last year, latest survey of City profit forecasts and investment recommendations, 5 year financial and share price performance review, balance sheet and profit and loss data, plus recent Stock Exchange announcements for £8.45.

To order, call 0121 200 4878.

Reports published by ShareFinder Ltd.

FT Cityline

For up-to-the-second share prices call FT Cityline on 0336 43 or 0891 43 followed by the four-digit code listed after the share price. Calls charged at 39p per minute cheap rate and 49p per minute at all other times.

An international service is available for callers outside the UK, annual subscription £250 stg.

Call 0171 873 4378 for more information on FT Cityline.

For readers phoning from outside UK, please dial +44 in place of the first 0.

The share prices printed on these pages are also available on the Internet at www.FT.com.

4 pm close May 31

NEW YORK STOCK EXCHANGE PRICES

1996 High	Low	Stock	Div	Yld %	P/E	Sls 100s	High	Low	Close Quote	Chg'ge Prev. Close
23¾	19⅛	AAR	0.48	2.2	24	102	22⅛	22	22⅛	+⅛
48⅛	36⅞	AMP	1.00	2.4	20	4022	43	42	42⅛	-⅞
97½	65	AMR			23	3696	94¾	92¾	94¾	+⅞
50½	37⅞	ASA	1.80	4.0	30	923	45⅝	44⅝	45½	+⅞
44⅞	35⅛	AbbtL	0.96	2.2	19	9707	43⅞	42⅝	43⅞	+¾
17¼	13⅛	Abitibi Pr x	0.40	2.9	7	419	13¾	13½	13⅝	
38⅞	27	ABM Ind	0.70	1.8	20	171	u38⅞	35⅞	38⅞	+3
17⅞	13⅞	Acpinceln			45	80	u17⅞	17⅛	17⅞	+⅛
50⅝	37¾	ACE Ltd	0.56	1.1	11	2026	49	48¾	49	-¼
9⅞	9⅛	ACM Gvt In	0.80	9.2	6	109	u9⅞	9¾	9⅞	
7⅞	6¾	ACM GvOpp	0.57	8.3		34	6⅞	d6¾	6⅞	+⅛
7¼	6¾	ACM Gvt Sp	0.68	10.6		477	6½	d6¼	6¼	-⅛
9⅛	8½	ACM Gvt Se	0.90	10.4		137	8⅝	8½	8⅝	+⅛
9½	8¾	ACM Man	0.90	9.9		58	9⅛	9	9⅛	
30⅞	16½	AcmeClr	0.52	1.8	7	377	29⅞	29½	29⅝	+⅛
13⅞	9⅛	Acme Elect			69	654	12⅞	12⅜	12⅝	+¼
32½	27¾	Acordia x	0.80	2.5	19	34	31¾	31½	31¾	+⅛
21⅜	12	Acuson			86	545	19¼	18⅞	19⅛	-⅛
19½	16⅛	Adams Expr	1.66	8.7	0	233	19¼	19⅛	19⅛	-⅛
21¼	16⅛	Adobe			7	8201	17⅞	17½	17⅞	-⅞
11⅞	8½	Advest Grp	0.16	1.5	7	44	10¾	10⅝	10¾	
26⅛	9⅛	Advo Inc	0.10	0.9	60	266	11	10¾	10⅞	+⅛
50⅞	41¼	Aegon	1.22	2.6	14	92	48⅛	47⅞	48	-½
8⅛	3½	Aerflx			4	387	6⅞	6⅛	6⅛	
78¼	65⅞	Aetnal	2.76	3.7	19	8428	74⅛	72¾	73¾	+½
33	28⅛	Aflac	0.40	1.3	12	1251	31	30⅛	30⅛	-⅞
20⅞	17⅜	AGL Res	1.08	6.0	15	376	17⅞	17⅝	17⅞	-¼
28¾	21¼	Ahmnsn	0.88	3.4	7	4777	25⅞	25⅛	25¾	
60⅞	50⅛	AirPrC	1.10	1.8	15	2135	59⅞	59½	59½	-½
28⅝	23½	Airbne Frt	0.30	1.2	23	231	25⅝	25	25¼	-¼
22½	15½	Airgas Inc			34	397	21⅛	20⅞	20⅞	-¼
18⅞	15	Airlease	2.00	11.7	10	68	17⅛	17	17⅛	+⅛
33⅝	25⅛	AirTch			106	6119	32	31¼	31⅞	+⅝
30¾	15⅞	Alaska Air	0.20	0.8	13	870	26⅝	25⅞	25⅞	-¾
22⅞	17¼	Albany Int.	0.40	2.0	13	212	20¼	20	20⅛	-⅛
24⅛	17¼	Alberl	0.22	1.0	6	1367	22½	21⅝	22⅛	+⅞
43¾	32½	AlbCsB	0.38	0.9	19	104	40¾	39½	39¾	-⅞
35⅞	29⅝	AlCulvr A	0.36	1.0	17	48	35⅞	34⅝	34⅝	-½
40½	31½	Albtsn	0.60	1.5	20	2784	39⅞	39⅛	39⅞	+⅝
34⅛	28⅞	AlcnAl x	0.60	1.8	14	2684	32⅞	32½	32¾	-⅛
68	37⅞	AlcoSt x	0.56	0.9	33	2238	62⅞	61⅞	62½	-⅞
60½	39⅛	AlexBrown	0.80	1.4	7	369	57¾	57	57¾	+⅝
21⅞	17⅞	AlexN x	0.10	0.5	25	851	20⅛	19⅞	19⅞	-¼
21⅞	17⅞	Allegh Lud x	0.52	2.6	12	2465	20¼	19⅞	20	
30⅞	26	AllegP	1.68	5.7	16	1634	29⅞	29⅛	29⅞	-⅝
28⅞	16½	Allen Cbn	0.20	0.7	24	303	27¾	27¼	27½	+⅛
38¾	30⅝	Allergan x	0.48	1.2	34	475	39	38½	38½	-½
25¾	21⅞	Allnce Cap	1.93	8.0	11	102	24¼	23⅞	24	
13½	10	Allnce Gl	0.18	1.4		54	13¼	13⅛	13⅛	-⅛
34⅞	29¾	All Irish	1.23	3.8	9	13	32¼	32	32	+¼
60⅞	47⅛	AllStg	0.90	1.6	17	7506	55⅞	54⅝	54⅞	-⅞
10⅞	9¼	Allmer x	0.84	8.4		19	10	9⅞	10	+⅛
46	37⅞	Allstte x	0.85	2.0	10	14883	42⅞	40⅞	42¼	+1⅛
35⅞	28¼	Alltel Crp	1.04	3.3	16	1779	32⅞	31½	31½	-⅝
5½	3⅞	Alwasle			70	468	4¼	4⅛	4¼	+⅛
27⅞	22	AlphamaA	0.18	0.7	27	491	24¾	23¾	24½	+1¼
39⅞	28⅞	Alumax			6	1370	33⅞	33¼	33¼	-¼
68¼	49⅛	Alcoa	0.90	1.5	13	5227	63	61½	61⅝	-1
34¼	24⅜	Alza Cp A			31	2484	28¾	28⅞	28½	-⅛
6⅞	5½	AmGovInc	0.72	12.3		1121	5⅞	5¾	5⅞	+⅛
13⅛	10¾	Am Precis	0.26	2.1	17	73	12⅝	12¼	12⅝	
9⅝	5⅞	AmAdGd	0.08	1.2	21	2141	6⅞	6⅝	6¾	+¼
20¼	16⅞	Amcast Ind x	0.56	2.9	9	26	19½	19¼	19⅜	+⅛
59⅞	50¼	AmdaHs	0.60	1.1	15	1403	57¼	56⅝	57	-⅝
47⅞	39⅞	AmBrnd	2.00	4.6	14	3902	44⅞	43¼	43¾	-1⅛
28¼	19⅛	Am Bus Prd	0.58	2.7	13	47	21⅞	21⅞	21⅞	
44¼	38⅛	AmEPw	2.40	6.0	13	3716	40⅞	40	40⅛	-⅛
50¼	38⅛	AmExpr	0.90	2.0	14	10303	46⅞	45⅛	45¾	-⅞
37⅞	32⅞	AmGent	1.30	3.7	13	2084	35⅞	35⅜	35½	-⅛
5⅞	4¾	Am Govt In	0.62	12.4		508	5	4⅞	5	
23⅞	20½	Am Hltn Pr	2.02	9.5	10	223	21⅞	21¼	21¼	-⅛
24¼	19⅞	Am Heritge	0.76	3.6	10	74	21⅞	21	21	-½
58¼	47	AmHome	1.54	2.8	27	8524	54⅞	53⅞	53½	-¼
3⅞	2⅞	Am Hotels	0.75	22.2	84	25	u3⅞	3⅝	3⅞	
103⅞	68⅛	AmIntl	0.34	0.4	17	6308	94⅞	93¼	94¼	-⅞
6	5¼	Am Opp Inc	0.66	12.3		714	5½	5⅜	5⅜	
28⅛	20⅛	Am Presdt	0.40	1.5	23	480	u28⅛	26⅛	26⅞	
9⅞	8⅝	Am Real Es	0.44	4.9	7	66	9	8⅞	9	+⅛
38½	24⅞	AmStor	0.64	1.7	16	2661	38⅛	37⅞	37⅞	-⅞
21⅝	18½	Am Watr 5%	1.25	6.6		14	19½	19	19	
40½	35½	Am Watr	1.40	3.9	13	368	36¼	d35½	35⅞	-⅝
34½	28½	Am Fin	1.00	3.3	6	546	30⅝	29⅞	30	+⅛
31⅜	25½	AmStnd			26	505	29¾	29⅞	29⅝	-⅛
66¾	52¼	Amrtch	2.12	3.8	16	8489	57¾	56⅝	56½	-⅝
41⅞	36¼	Amerco Int	1.28	3.1	12	10	41⅝	41⅞	41⅞	+¼
21⅞	16	Ameriek	0.24	1.1	12	526	u21⅝	21⅛	21½	+⅛
76⅛	67½	Amoco	2.80	3.6	17	6360	72⅜	72½	72½	-⅛
13⅞	10	AmpcoPitt	0.10	0.8	11	131	11⅞	11⅞	11¾	+⅛
28⅞	14⅞	Amre Inc	0.12	0.4	10	328	u28⅞	26⅞	28¼	-1⅛
41¼	36⅝	Amsouth	1.60	4.2	12	191	38¼	38	38	
61	46¼	Anadarko	0.30	0.6	63	514	54½	53¼	53¼	-1
30⅛	17½	Analog			21	10225	27⅞	26⅞	27⅞	+1
24⅞	19⅞	Angelica	0.96	3.9	307	209	u24⅞	24	24⅞	+½
72⅞	64¾	AnBsch	1.76	2.5	26	3758	71¾	70¾	71¼	+⅝
20	15⅞	Anixter			23	1784	17	16¼	16¾	+½
30⅛	20⅞	Anthony In	0.44	1.5	25	181	30	29¾	29⅞	
53⅞	48¾	Aon Cp	1.44	2.9	14	1729	51	50¼	50⅛	
30⅞	24⅞	Apache Crp	0.28	1.0	69	3126	29⅞	28⅞	28⅞	-⅝
9⅞	8½	Apex Mun F x	0.65	7.2		219	9	8⅞	9	+¼
27⅞	20⅞	APH			18	560	25⅞	25¼	25⅞	+⅞
21⅞	13⅞	Appld Mag			11	1046	17⅞	17	17⅛	-⅛
33	28⅞	Appl Pw A	0.12	0.4	14	1406	30	29½	29½	-½
20⅛	16⅞	ArchDn	0.20	1.0	13	7714	19⅞	19⅛	19½	-⅛
54	48½	Arco Chem	2.80	5.4	10	86	52⅛	51⅞	51⅞	-⅛
49⅞	47⅞	Armco 4.5P x	4.50	9.3		10	48⅝	48⅝	48⅝	+½
6½	5	Armco			35	401	5¼	5⅛	5¼	
24½	23½	Armco 2.1P x	2.10	8.8		5	23⅞	23⅞	23⅞	
64½	53½	ArmstW	1.60	2.7	19	1728	59	58¼	58⅞	
53⅞	35¼	ArrwEl			11	1676	50	49¼	49¼	-¾
8⅝	4⅞	Artra Grp			3	174	8	7⅞	8	
24½	16¾	Arvin Ind	0.76	3.1	27	112	u24½	24⅛	24½	
36½	27⅛	Asarco	0.80	2.5	9	665	31¾	31⅛	31⅞	-½
25¾	20¼	AshntGDR				608	21⅞	20¾	21⅞	+½
24½	20½	Ashld Coal	0.46	1.9	13	27	23⅞	23½	23⅞	+⅜
44¼	34¼	AshOil x	1.10	2.6	32	1106	42⅞	42⅝	42¾	+¼
16⅛	12⅞	Asia Pac F	0.04	0.3		181	13⅝	13⅛	13⅝	+¼
3½	2¾	Asset Inv	0.36	10.7	6	187	u3½	3⅜	3⅝	+⅛
68⅞	58	AT&T	1.32	2.1	34	62197	63⅞	62⅞	62⅞	-⅞
290½	280	Atl Rich 2	2.80	1.0		z100	285½	285½	285½	-3
14⅞	8⅞	Atmts Sos	0.26	2.9	8	4	9⅛	9⅛	9⅛	
20	16	Atlntc Egy	1.34	8.1	10	282	17⅛	16⅞	16⅞	-¼
123	107½	AtlRch	5.30	4.6	13	3552	120	118⅛	119⅝	-¾
2	1⅛	Atlas				1	85	d1⅛	1⅞	
28½	21	Atmos Engy x	0.96	4.0	14	44	24⅜	24⅛	24⅛	
22	15⅛	Augat	0.16	0.7	51	176	21⅞	21⅜	21⅞	+⅛
9⅞	8¼	Austria Fd	0.03	0.3		49	8⅞	8⅞	8⅞	
43⅞	35⅜	AuData	0.40	1.0	25	10672	38⅞	37	38⅜	+1⅞
37⅞	23½	AutoZone			34	1206	35⅞	35	35⅛	
18	14⅛	Avemco	0.48	3.1	17	13	15⅝	15⅝	15⅝	+⅛
10⅝	3⅞	Avtell	0.04	0.4	0	380	10	9⅞	10	
54⅞	38	Avnet	0.60	1.2	12	1492	51¾	51⅜	51½	+¼
95¼	72⅞	AvonPr	2.28	2.4	24	1361	93⅝	92⅝	92½	-1
17½	12⅞	Aydlin Corp			21	306	15¼	15⅞	15⅞	
12¼	7⅞	Aztar			67	1745	11¼	11⅛	11½	

- B -

1996 High	Low	Stock	Div	Yld %	P/E	Sls 100s	High	Low	Close Quote	Chg'ge Prev. Close
40¼	34½	BCE	2.72	6.8	21	315	39⅞	39⅞	39¾	-⅛
14½	7⅞	BET ADR	0.35	2.5	21	41	14	14	14	
8½	5⅞	Bairnco x	0.20	2.8	9	10	7¼	7⅛	7¼	
19⅞	16⅞	Baker Fent	0.40	2.1	162	268	19½	19⅞	19½	
34¼	22¾	BakerH	0.34	1.1	36	5080	31½	30¾	31⅞	-¼
25	18½	Baldor Elc	0.40	1.8	19	263	22⅞	22	22⅛	-¼
32¾	26¾	BallCp x	0.60	2.2	25	748	27⅞	27½	27⅞	
20⅞	15	BltdMd	0.08	0.4	24	403	20	19⅞	19⅞	
28⅞	12⅞	Bally			20	7227	24½	23¾	24	-⅛
29½	25⅞	BaltGE	1.60	5.8	13	1036	27⅞	27¼	27⅝	-⅛
38½	32	BncOne	1.36	3.7	12	8187	37⅞	36⅞	37	-⅝
40½	35¼	BancoBil V	0.69	1.9	12	82	37⅞	37	37⅛	-⅛
11⅞	9¾	BCH	0.26	2.5	7	44	10⅞	10	10⅞	+¼
37⅞	33⅛	BcrpHawall	1.12	3.1	12	85	36½	36¼	36⅞	-½
55⅞	49⅛	Bandag	0.90	1.8	13	204	50⅛	49⅞	49¾	+¼
80⅜	58¾	BankAm	2.16	2.9	11	8360	76	75	75¼	
85	76	Bank Bost	5.48	7.1		7	77	77	77	
51⅝	41½	BkBstn	1.76	3.5	11	3399	50¼	49½	49⅞	
48⅝	42¼	Bk Bosta P	3.00	7.0		4	42⅞	d42¼	42¼	-⅛
55¼	43½	BankNY	1.60	3.1	11	4379	52½	51⅞	51⅞	-⅛
24	19¼	BTM ADR	0.07	0.3	181	33	23⅞	23½	23⅞	-⅛
51	45	BankAm A	3.25	7.0		z100	46⅞	46⅞	46⅞	+⅛
93	82¼	BankAm B	6.00	7.1		z100	84⅞	84⅞	84⅞	+⅛
77½	61	BnkTst	4.00	5.3	13	2454	75½	74⅝	75⅛	-⅛
51	42	Bcltys	1.06	2.2	9	70	47⅛	46⅞	47⅛	+⅝
37⅞	29½	Bard (C R)	0.64	1.9	20	1595	32⅞	32½	32⅞	
51⅞	35	Barnes Grp x	1.80	3.7	12	246	48¾	48⅝	48¾	+⅛
84⅞	55¼	BarnBk	2.16	3.5	11	906	62⅞	62⅛	62½	+⅛
32⅞	26⅞	BrskGd x	0.12	0.4	40	17618	31¾	31⅛	31½	+⅝
19⅞	14⅞	BarryRG			20	186	u19⅞	19¼	19¾	+½
11⅝	8½	BattlM	0.08	0.8	87	514725	9	8⅞	8⅞	
44½	36⅞	Bausch x	1.04	2.4	21	2404	44¼	42⅞	43	-1½
47½	39¾	Baxter	1.21	2.7	18	3837	44⅞	44	44¼	+¼
43⅞	26	BayNtwks				28	21899	29½	28⅞	29
28⅞	26⅛	Bay St Gas	1.54	5.8	12	27	26½	26⅞	26⅞	+⅛
40⅞	23¼	BBN				8	929	26⅞	25⅞	26¼
22¼	20⅛	Bd Tr 1836	1.56	7.8		34	20½	d20⅛	20⅛	-⅛
8½	7⅞	BEA IncFd	0.72	9.0		152	8⅛	8	8	
9⅞	8½	Bea Strat	0.81	9.3		96	8⅞	8⅝	8⅝	
24⅞	17¼	Bear Stns	0.57	2.4	8	1196	24¼	24	24⅛	+⅛
44½	41	BearStPfA	2.75	6.4		3	42⅛	42⅛	42⅛	
33⅞	24	Bearings	0.56	2.0	15	39	28⅝	28½	28⅝	+⅛

Vault ahead.

If the business decisions are yours, the computer system should be ours

h tp://www.hp.com/go/computing

HEWLETT PACKARD

1996 High	Low	Stock	Div	Yld %	P/E	Sls 100s	High	Low	Close Quote	Chg'ge Prev. Close
41⅛	33½	Beckman In	0.52	1.4	20	286	36⅝	36⅞	36⅞	-¼
89⅞	73⅞	BectnD	0.92	1.1	21	1436	85	84⅛	85	+½
15⅞	12⅞	BeltnPrp	0.48	3.5	23	591	13¾	13⅝	13⅞	+⅛
74⅞	59	BellAtl	2.88	4.6	14	4744	62⅝	61⅞	62⅞	+⅝
22¼	19	Bell In	0.40	1.8	10	71	22	21⅝	22	+¼
45⅛	36⅛	BellSth	1.44	3.5	20	8804	41⅝	40½	40⅝	-1
38⅞	31	Belo A	0.44	1.2	22	343	38	38	38⅛	-⅛
33⅞	25⅞	Bemis	0.72	2.2	19	465	33⅞	33	33⅛	-⅛
67	59⅛	Benef 4.3P	4.30	7.2		z100	59⅞	d59⅛	59⅞	-¼
61¼	43⅞	Benef x	1.86	3.2	13	805	58⅛	57⅞	58¼	+¼
25⅛	20⅞	Benetton A	0.36	1.5	14	6	24½	24⅛	24½	+⅛
⅞	⅜	Benguet B	0.04	5.6		56	⅞	⅞	⅞	
28⅛	24⅛	BergBr	0.48	1.8	15	348	26⅞	26⅞	26⅞	
38000	22600	BerkHA			72	4	30500	30000	30500	+100
1220	980	BerkHB				45	1020	d990	1020	-5
12½	8⅛	Berry Petr	0.40	3.7	19	166	11⅞	10⅞	10⅞	-½
23	12	Best Buy				2011	621	u23	22⅞	22¾ +1¼
28⅛	26½	Beth St 2.5	2.50	9.2		24	27⅛	26⅞	27⅛	+⅛
54⅞	51⅝	Bethlhm Pf	5.00	9.6		11	52¼	52⅛	52¼	+⅛
18⅞	12½	BethSt	0.40	3.1	18	1714	12¾	12⅝	12¾	+⅛
48	40⅛	Betz L	1.48	3.2	19	413	46⅛	45⅞	45⅞	+¼
12½	10⅛	BevEnt			64	1524	12¼	12⅛	12¼	
22⅞	12⅞	Biocraft	0.10	0.5	66	135	20⅞	20½	20½	-⅛
18	14½	Birmingm S	0.40	2.5	82	281	16¼	16	16⅛	-⅛
44¼	30⅞	BlDeck	0.48	1.2	14	2689	41⅞	40½	41⅛	+⅛
26⅛	23¼	Black H PL	1.38	5.7	12	284	24¼	24⅛	24⅛	-⅛
9⅛	8	BlckrockAdv	0.62	7.7		13	8⅛	d8	8⅛	+⅛
6⅝	5⅞	BlckrckInc	0.56	9.2		1556	6⅛	6⅛	6⅛	
9	8⅞	BlckrckTgt	0.67	8.6		438	8⅞	d8	8⅛	
42⅛	31½	Block	1.28	3.7	39	9378	35⅞	34½	34⅞	-⅛
33½	25⅛	Blount A	0.44	1.3	11	407	u33½	33⅛	33¼	-⅛
8⅞	7½	Blue Chip	0.12	1.4		85	u8⅞	8¾	8⅞	
4⅛	3⅞	Bluegreen			14	78	4⅛	4⅛	4⅛	
30⅝	19¾	BMC Ind	0.05	0.2	32	3673	29⅞	28⅞	29¼	+⅞
89⅞	74¾	Boeing	1.12	1.3	87	7374	85⅝	84⅞	85¼	-½
47¼	32¼	BoiseC	0.60	1.4	7	1714	42½	41⅞	42	-½
11⅞	4⅞	Bombay Co			35	5633	8	7½	7⅞	+⅛
15⅞	11⅝	Borden Cam	0.40	3.4	7	220	11⅞	d11⅝	11⅞	-⅛
24⅞	21⅞	Bostn Cel	1.50	6.4	2	13	23¾	23½	23½	-½
51⅞	37⅞	BosSci			104	3093	43⅜	42⅝	42⅞	-⅞
41⅞	33	Bowatr	0.80	2.0	6	2451	39⅞	39⅞	39⅞	
26¼	20⅞	Brazil Fnd	1.34	5.8		290	23⅞	23⅞	23⅞	-¼
38⅛	34⅞	BRE Prop	2.52	6.8	18	136	37⅛	36⅞	37⅛	+⅛
24½	18	BreedTech	0.28	1.2	10	402	22⅞	22	22½	+⅛
48⅞	39⅞	BrigSt x	1.08	2.5	15	476	43½	42⅞	43	
18⅞	12⅞	Brinkerlot			34	686	16⅞	16⅝	16⅞	+⅛
90⅛	78⅞	BrMySq	3.00	3.5	22	7093	86	85⅞	85⅞	-½
87	72	Br Air	2.19	2.5	11	19	88⅛	88⅛	88⅛	
41⅛	28	Brit Gas	2.36	8.0	65	638	29⅝	29¼	29⅞	
110⅞	94½	BP x	3.27	3.1	24	1534	105½	104⅞	105⅞	+½
17	14⅞	BP Prudhoe	1.78	11.5	9	325	15½	15⅛	15⅛	-⅛
31½	24⅞	BSteel	1.27	4.7	4	273	28⅞	26⅞	26⅞	+⅛
58⅞	49⅛	BT	3.01	5.5	11	1083	55⅛	54⅞	54⅞	+1⅞
29⅞	24⅞	BtdyeU	1.42	5.3	13	517	26⅞	26⅛	26⅞	
17⅞	12⅛	BrwnGp x	1.00	5.9	36	99	17	16⅞	17	
10⅝	8⅝	BrwnSh	0.32	3.1	22	13	10⅛	10⅛	10⅛	
42½	36¼	BrwFmB	1.04	2.6	17	241	40⅞	39½	40⅝	-⅛
32⅞	28⅞	BrFerr	0.68	2.2	17	2600	30⅞	30⅜	30½	-⅛
5⅛	4⅛	BRT			21	15	4⅝	4⅝	4⅝	
24⅞	20½	Brnswk x	0.50	2.2	16	1709	22⅝	22¼	22⅝	-⅛
19⅞	17⅛	Brush Well	0.40	2.1	16	146	18⅞	18⅞	18¾	-¼
27	21¼	BuckeyeCal				186	25⅞	25¼	25½	+½
39¼	34¼	Buckeye Pt	3.00	7.9	9	49	38⅞	37⅞	37⅞	-¼
12½	9⅛	Burl Coat			20	906	10⅞	10⅛	10⅞	-¼
88¾	73½	BurlN	1.20	1.4	43	5497	85	82½	84⅞	-¼
40¼	35⅛	Burln Resc	0.55	1.4	17	3033	38¼	37⅞	38	+¼
11⅞	9⅛	Burnham Pc	1.00	9.0	14	190	u11⅛	11	11⅛	
30⅞	24⅛	BushBoake			15	354	24¾	24⅞	24¾	+½

- C -

1996 High	Low	Stock	Div	Yld %	P/E	Sls 100s	High	Low	Close Quote	Chg'ge Prev. Close
31⅞	27⅞	CMS En	1.08	3.8	13	1009	29⅛	28⅞	28¾	-½
117⅞	85¼	CNA Fn			6	120	100⅛	99½	100	+¼
75½	65⅞	CPC	1.52	2.2	19	3904	69⅞	68⅞	69⅞	
18⅞	14⅛	CPI Corp	0.56	3.4	17	476	17⅛	16⅞	16⅞	-¼
52⅛	42¼	CSX x	1.04	2.1	16	2587	50⅛	48⅞	49½	-⅞
46⅞	36	CTS Corp	0.72	1.6	12	5	46⅛	44⅞	46⅞	+¼
28¼	19⅞	Cable&Wire	0.48	2.3	15	1973	20⅞	20½	20⅝	
87⅞	63⅛	Cablvsn				31	5836	73¾	71⅞	72⅞ +1
31⅞	24½	CabotC	0.36	1.3	11	1932	27⅞	27⅞	27¼	
17⅞	13⅞	Cabot O&G	0.16	0.9	4	272	17⅛	17	17	-⅛
57¼	32½	CadnceDsgn			31	3019	u57¼	53⅞	56⅞	+3⅛
18¾	14⅞	CalFedBcp			11	1749	18½	18⅛	18⅜	-¼
1⅜	1⅛	Cal Real E	0.20	12.3	5	5	1⅝	1⅝	1⅝	
27⅞	18⅞	Calenergy			20	512	26⅞	26⅞	26⅞	
13⅞	10⅞	Calgon Cbn	0.32	2.5	23	411	13	12⅞	12⅞	-⅛
50⅞	35⅛	CallSys	0.72	1.9	81	393	38⅛	37⅛	37⅛	-1⅛
32	18½	CllwyGlf	0.24	0.8	20	2482	30⅞	30⅛	30⅛	+¼
18⅞	16	Callmat Co	0.40	2.2	21	176	18⅝	18⅛	18⅛	-⅛
67⅞	55	CmpbS	1.38	2.1	21	2133	65⅛	63½	64½	-⅛
1½	⅞	Cmpbl Rs				22	11980	1½	1⅞	1⅝
20⅞	18	CanPac	0.32	1.6	25	6166	20⅞	20⅞	20½	+⅛
32⅞	21⅞	CapOneFin	0.32	1.1	14	774	30¾	30⅛	30⅛	-⅛
13⅞	12⅞	Cpstd 1.26	1.26	9.9		161	13⅛	13	13⅛	+⅛
34⅞	26⅞	Cpstd 1.6	1.60	4.8		4	33⅞	33⅞	33⅞	
25⅞	21½	Capstd Mge	2.10	8.4	12	285	25⅛	25	25⅛	
32¼	16	Caremark	0.04	0.1	11	3643	27⅝	27⅞	27⅞	-¼
54	38⅛	CarlCo	0.88	1.7	17	15	52½	52¼	52¼	-⅝
29¼	20¼	Carrolws Cl			29	211	28	27⅞	27⅞	-⅛
30⅛	23⅛	CarnivalA	0.36	1.2	18	1622	29⅞	29½	29¾	-⅛
36¾	34⅞	CarPwL	1.82	5.0	13	980	36⅛	35⅞	36⅛	-⅛
42	35⅞	CpntT	1.32	3.7	10	135	36⅞	36	36⅛	+¼
18	11⅛	CarterWal	0.16	1.1	67	747	14⅛	13⅞	14	-⅛
19⅞	15	Cascde N G	0.96	6.3	17	126	15⅞	15⅛	15¼	
58⅛	40	CaseCp	0.20	0.4	10	1361	50⅞	49⅞	50¼	-½
6½	4⅞	Cash Amer	0.05	0.9	12	523	5⅝	5⅜	5⅝	+⅛
17⅞	11⅞	Castle&Ck				4	120	17⅞	17¼	17½
73⅞	54	Catplr	1.40	2.1	11	7151	65⅛	65⅛	65⅞	-⅞
34⅞	18⅝	CDI Corp			103	246	34¼	33⅞	34	-¼
39	34	Cedar Fair	2.30	6.0	13	72	38¼	38⅛	38⅛	-⅛
8⅝	6⅛	CentEn	0.80	11.2	5	1959	7⅛	7¼	7⅛	
35⅞	25⅛	Centex	0.20	0.7	16	889	30⅞	29⅞	30⅛	-⅞
31½	26⅞	Centr Hdsn	2.10	7.0	10	94	30¼	29⅞	29⅞	-⅛
27⅞	25⅛	Centr Loui	1.54	5.8	12	63	26⅞	26⅝	26⅞	-⅛
16⅛	13¼	Centr Main	0.90	6.7	14	367	13½	d13¼	13⅛	-⅛
37⅞	30¾	Centr Newsp	0.68	1.8	19	344	37	36⅞	37	
15⅛	13¼	Centr Vrmt	0.80	5.8	8	94	14⅛	13⅞	13⅞	-⅛
28¾	26⅛	CentSW	1.74	6.3	12	2594	27⅞	27⅞	27⅞	-¼
35½	30⅞	Century Tl	0.36	1.1	16	942	33⅛	32½	32½	-⅛
54⅞	37	Cerido			36	1847	52⅞	52⅛	52⅞	-⅞
45⅞	23⅛	ChampEnt			19	229	41⅜	40½	40½	-½
51⅞	38	Chmpin	0.20	0.5	5	4011	44⅞	43¼	44⅛	-¾
16½	13	Chaprrai	0.20	1.4	11	46	14¼	14⅛	14⅛	-⅛
8⅝	5⅛	Chart Hse			61	1061	u8⅞	7½	8	+½
74⅞	52⅞	ChaseM	1.80	2.6	13	13415	70⅞	69⅞	70	
3⅞	2⅞	Chaque B			3	875	4	3⅞	4	
38⅞	18	CheckSy				76	22095	u38⅞	36	38⅞ +3¼
40⅜	35⅛	Chemld x	2.08	5.5	12	150	38⅛	37⅞	37⅞	-⅛
30½	25¼	Chesapeake	0.80	3.0	7	342	27⅞	26⅞	26⅞	-⅞
62⅞	51	Chevrn	2.00	3.3	35	5907	60⅞	59½	59⅞	-⅞
27	22½	Chile Fund	0.60	2.5		111	23⅛	23½	23⅝	
16	11⅛	ChinaFund	0.19	1.6		405	12⅛	12⅛	12⅛	-¼
18½	12⅝	ChqBr x	0.20	1.5	167	940	13⅞	13⅛	13⅜	
5⅞	4½	Chock Full			12	180	5⅛	4⅞	5⅛	+⅛
44	38⅛	ChCrit			39	96	41⅛	40⅞	40⅞	-⅞
24⅞	20½	Christiana			12	58	21½	21⅛	21½	+¼
69¾	51¼	Chrysir	2.40	3.5	9	12300	66¼	65⅛	65⅞	+⅞
52¼	43¾	Chubb	1.08	2.3	12	3609	47	46⅞	46⅞	-⅛
125½	100¾	Cigna	3.20	2.8	58	1203	115⅞	113	114⅞	+½
8⅞	7⅞	Cigna H I	0.81	10.1		372	8⅛	8	8	-⅛
45⅛	40½	Cilcorp In x	2.46	5.8	15	84	43	42½	42⅞	
37¼	31⅞	Cinn Bell	0.80	1.5	48	685	54	53⅞	53⅜	-⅝
29¼	20⅞	CinMil	0.36	1.5	7	5169	24⅞	23⅞	24	-⅛
2	1⅛	Cineplex O				6	4374	1⅞	1⅛	1⅞ -⅛
32⅛	27½	Cinergy	1.72	5.8	13	1996	30	29½	29⅝	-⅛
41¼	35⅞	Cipsco	2.06	5.7	15	124	37	36⅞	36⅞	-⅛
36	25	Circuit Ct	0.12	0.4	17	4161	32¼	31¾	32⅞	+1
41⅞	27⅞	Circus Cir			32	8024	u41⅞	40⅝	41⅞	+1
85⅞	62	Citicp	1.80	2.1	11	14726	85⅛	83⅞	84	-⅛
92½	85⅛	CicpPf2Ad	6.00	7.0		11	86⅛	86	86	-⅛
99⅛	93¼	CicpPf3Ad	7.00	7.3		2	95⅛	95⅛	95⅛	
12¼	10⅞	Ctzn Util A			16	936	11⅞	11⅛	11⅞	
12¼	10⅛	Ctzn Utl B	1.52	12.8	16	640	12	11⅞	11⅞	
15⅞	12⅞	City Natnl	0.36	2.3	14	668	15½	15⅞	15⅞	-⅛
25⅛	14½	CKE	0.06	0.3	39	192	24	22⅞	23⅛	-1⅛
27⅞	11¼	Claires St	0.12	0.5	22	1239	25½	25	25	-½
22¼	17⅞	Clayton Hm	0.06	0.4	18	718	19½	19	19¼	-¼
9⅛	8	Clemente G	0.50	6.0		53	8½	8⅛	8⅛	-⅛
81½	74½	Cleve7.56	7.56	9.9		3	76	76	76	-½
46⅞	40	ClevClf	1.30	3.2	8	245	40⅞	d40	40⅛	-⅝
80¾	73½	Clevld B	7.40	10.0		3	74½	74	74	-¼
88⅞	70	Clorox	2.12	2.5	20	727	85⅞	84	85⅞	+⅛
8½	2⅞	CML Group	0.10	1.9	2	2843	u5⅞	5⅛	5⅜	
11	10¼	CNA Income	1.00	9.6		10	10⅞	d10¼	10⅞	+⅛
37	19⅞	Coachmen	0.40	1.1	14	155	u37	36½	36⅞	-⅛
34½	28⅞	Coast Sav	0.32	1.0	10	229	33¼	33½	33½	
43¾	34⅞	CoastI	0.40	1.0	15	1774	41¼	40⅞	41	-⅞
47⅞	36	Coca C	0.50	1.1	38	24749	46⅞	45⅞	46	-⅛
32	24	CocaEn	0.10	0.3	49	1001	u32	31¾	31¾	-¼
28⅝	17½	Coeur Dal	0.15	0.7	88	1118	22⅛	21	22⅛	+1⅛
52	32⅞	Colemen			27	1009	44½	43⅞	43⅞	-⅝
84	69⅞	ColgPa	1.88	2.4	83	3957	80⅞	78⅞	78¾	-1⅞
10½	9⅞	Colon Inv	0.80	8.4		52	9½	d9⅞	9⅞	
8¼	7⅛	Colonial H x	0.58	7.3		174	8	7⅞	8	
7¼	6⅛	Colonial I x	0.68	10.1		21	6⅞	d6⅛	6⅛	
7⅞	6½	Colonial M x	0.51	7.4		27	6⅞	6⅞	6⅞	
50¼	41⅞	ColGas x	0.60	1.2	6	723	49⅞	48	48⅞	-½
56½	49⅞	ColHCA	0.12	0.2	21	8692	54⅞	53⅞	53⅞	-¼
20⅛	16¼	ColRt	1.50	7.7	21	151	19½	19¼	19⅜	
28⅛	19⅞	Comdisco x	0.28	1.0	14	1372	27⅞	27½	27½	+⅛
44⅞	36⅛	Comerica	1.56	3.8	11	1916	44	43½	43⅞	+⅛
21	17⅞	Comintrc x	0.54	2.6	11	42	20⅞	20⅝	20⅞	+⅛
32⅞	24⅞	Comml Met	0.48	1.5	11	57	31½	31¼	31⅞	+⅛
25½	23¼	CommEd1.9	1.90	8.0		14	23⅞	23⅞	23⅞	+⅛
25⅞	24⅞	CommEd2.00	2.00	8.0	3	8	24⅞	24⅞	24⅞	
12⅞	8	Common Pay	0.36	3.8	8	3131	9⅞	9⅛	9½	-⅛
53⅞	35⅞	Compaq			16	15214	48⅞	47⅞	48⅞	+1
10⅜	7¾	CompCr			4	479	9⅞	9⅞	9¼	-⅛
82¼	50¼	CmpAss	0.14	0.2	31	610277	73⅝	71¾	72⅞	+1
80⅞	65⅛	CmpSci			31	4344	79	78¾	78⅞	+2½
31⅞	18⅛	Compir TBp	0.10	0.4	21	124	29⅞	28⅞	28⅞	+⅛
35	16⅞	Comsat	0.76	2.7	42	481	28⅞	28⅞	28⅞	-⅛
47⅛	37⅞	ConAgra	0.95	2.2	19	3918	42⅞	42⅞	42⅞	-⅛
24⅞	22⅞	Connect MS	1.52	6.5	11	26	23½	23¼	23½	+¼
22¼	18⅞	Connect En	1.32	6.5	14	44	20⅞	20⅛	20⅞	+⅛
77¼	57¼	ConRail	1.70	2.4	34	2346	70½	69⅞	70¼	+⅛
81⅞	65	ConsE4.65	4.65	7.1		5	65⅛	65⅛	65⅛	
34⅞	27⅞	ConsEd	2.08	7.6	9	1916	28	27⅞	27⅞	-⅛
80	65⅛	Cons Ed Pf	5.00	7.4		20	67⅞	67⅛	67⅞	-¼
29⅞	21	CnsFrt	0.40	1.7	42	1802	23⅞	23½	23¾	+⅛
50⅛	41½	CnsNG	1.94	4.0	20	1534	48⅛	48⅛	48⅛	+⅛
57⅞	30	CnsPap	1.68	3.2	9	1086	52⅞	51⅞	52¼	-⅛
40¼	19⅞	Cons Store			28	2871	38½	37⅞	37⅞	
38⅞	30	Conseco	0.08	0.2	6	2877	36⅞	36	36¼	-⅝
61	54	CPwr 4.16	4.16	7.7		z100	54	d54	54	
99⅞	92	CPwr 7.45	7.45	8.0		z100	93	92⅞	93	
99½	92½	Con P7.68	7.68	8.1		230	94½	94½	94½	
61¾	33½	Contlnom				45	2160	u61¾	59½	61½ +2¼
13½	11⅛	Conv Hlds	0.04	0.3		20	13⅛	13¼	13¼	
10⅞	9⅛	Conv H Pf	1.28	12.8		23	10	9⅞	10	+⅛
12⅞	6⅞	Cooper Cos			88	1822	u12⅞	11⅞	12¼	+⅞
43	34⅛	Coopln	1.32	3.1	45	5177	42⅞	42⅞	42⅞	+⅛
27⅛	22¼	Cooper T&R	0.30	1.2	18	1183	24⅛	23⅞	24⅛	-⅛
15⅞	12⅛	Core Ind x	0.24	1.7	31	38	14⅞	14¼	14⅞	+⅛
43⅞	35⅛	CrnInt	1.88	4.3	10	4353	39⅞	39⅞	39⅞	-⅛
39⅛	27⅞	Crning x	0.72	1.9	147	2771	38⅞	38	38⅞	-⅛
19	17	Cornstr Tin	0.17	1.0		74	18⅞	18⅛	18⅛	-⅛
24	18¼	Country Cr	0.32	1.4	11	5988	23	22⅞	22¾	
21	18⅞	CousinsPr	1.08	5.5	19	33	19½	19⅞	19½	
12⅞	9⅞	Craig			2	32	12⅛	12	12	-⅛
44½	36	Crane	0.75	1.8	15	215	42⅛	41⅞	42⅛	+⅞
17⅛	14⅞	Crawford	0.58	3.5	15	196	16½	16½	16½	
29¼	24	CraRs			3	206	27⅞	27⅞	27⅞	-¼
59⅞	53	CrstFn	2.06	3.7	13	1740	56⅞	56¼	56⅞	-⅛

1996 High	Low	Stock	Div	Yld %	P/E	Sls 100s	High	Low	Close Quote	Chg'ge Prev. Close
11	8⅞	CrtMR	1.20	11.0	12	310	10⅞	10⅛	10⅞	
4	1⅞	CRI Liq Re	0.32	18.7	2	53	1⅞	d1⅞	1⅞	-⅛
18⅞	13⅞	Crompton&K	0.54	3.1	22	1419	17⅞	17⅛	17⅞	-⅛
51	40⅞	CrCSP	1.00	2.1	66	1792	47⅞	46½	46⅞	-⅞
39⅞	27½	CUC Intl			41	4872	37⅛	36⅞	37	+¼
76⅛	46⅛	Culbro	0.80	1.4	22	10	58⅛	57⅞	57⅞	-⅛
47⅞	34½	CumEn x	1.00	2.4	8	973	43	42½	42½	-⅛
12	10⅞	Current In	0.86	7.9	12	26	11⅛	11⅛	11⅛	+¼
55¼	50¼	CrigWr	1.00	1.9	14	10	51½	51½	51½	+⅛
11⅞	10⅞	CV Rett	1.06	9.7	9	111	11⅛	10⅞	11⅛	+⅛
50⅝	23⅛	Cypars Sys			121	45	49⅞	49½	49⅞	-⅛
18⅛	10	CypsSm			9	5685	14⅛	13¾	13¾	-¼
29⅛	23⅞	CypAmx	0.80	3.3	32	8218	24⅝	d23⅞	24	-⅛
94¼	81⅛	Cytec			16	391	89⅞	88½	89½	-½

- D -

1996 High	Low	Stock	Div	Yld %	P/E	Sls 100s	High	Low	Close Quote	Chg'ge Prev. Close
28¼	21⅞	DPL Holdg	1.30	5.8	13	441	22⅞	22½	22½	-¼
22⅞	17⅞	Dallas Sem	0.12	0.6	15	1570	21⅛	20½	21	+⅛
35½	27¾	Dana x	1.00	3.0	11	1276	34	33¼	33½	
41⅞	29½	Danaher Co	0.08	0.2	12	800	u41⅞	41⅞	41½	
18⅞	12½	Daniel Ind	0.18	1.2	134	555	15½	14⅞	14⅞	-¼
14	10⅞	Darden	0.08	0.7	32	3415	12	11¾	11⅞	
19⅛	11½	DataGn			9	5822	13⅞	12⅞	12⅞	-⅝
1⅞	1	Datapoint			1	142	1½	1⅜	1½	+¼
29⅞	13⅞	Davis W&W	0.40	1.3	19	1927	u29⅞	28⅛	29⅞	+1⅝
107½	89⅞	DaytnH	1.76	1.7	23	1517	102¾	101⅞	102	-⅝
2⅞	1½	DDL El			18	207	2	1⅞	1⅞	
5⅞	3	De Soto	0.14	2.5	6	180	5½	5¼	5½	+¼
28¼	22¼	Dean Foods	0.72	3.0	15	403	24⅞	24⅞	24⅞	-¼
62⅛	45⅞	DeanWD x	0.68	1.5	11	2613	60½	59⅛	59⅛	-1
8⅞	8⅛	DeanWGv	0.60	7.1		207	8⅛	8½	8½	
45	33	Deere	0.80	1.9	14	4926	41⅞	40½	41⅝	+½
23⅞	19½	DelmPL	1.54	7.8	11	435	20	19⅝	19⅝	-⅛
87	66⅞	DltaAir	0.20	0.2	26	11298	83⅞	82⅞	82⅞	-⅞
8	4⅞	Delta Wdsd	0.40	7.0	63	180	5⅞	5½	5⅛	+⅛
37⅞	27	Deluxe	1.48	4.1	41	1638	36⅞	36⅛	36¼	-½
29⅞	23⅛	Dexter Crp	0.88	3.1	16	233	29	28⅝	28⅝	-⅛
42⅞	34½	Diag Prods	0.48	1.3	20	70	37⅞	37⅞	37⅞	-⅛
33⅛	27⅞	DialDel x	0.64	2.2	958	6754	29¼	28⅞	28⅞	-⅛
34⅞	25	Diamond Sh	0.56	1.7	21	307	33¼	32⅝	32⅞	-⅝
120	12⅜	Diana Corp			240	2681	98½	93⅝	96⅞	-2⅞
40⅝	31⅞	Diebold	0.66	1.8	22	1752	38⅛	37⅝	38⅛	+⅞
78⅞	49⅞	DigtlE			17	13460	52¾	51⅞	52⅜	
41⅞	27⅛	Dillrd	0.12	0.3	25	3483	40	38⅞	40	+1⅛
20⅞	16	Dimon	0.54	3.0	69	176	18¼	17½	18	+⅞
69⅞	57⅞	Disney	0.44	0.7	31	8840	61⅞	60⅞	60⅞	-½
42⅞	33⅞	DoleFd x	0.40	1.1	77	1284	38⅞	37⅝	37¾	-⅞
44⅞	37⅞	DomRes x	2.58	6.8	14	1846	38⅞	d37⅞	37⅞	-⅞
8½	6⅞	Domtar Inc x	0.25	3.4	4	185	7⅛	7⅛	7⅛	
28½	24⅞	Donaldson	0.32	1.2	16	84	26⅞	26⅛	26⅞	+⅛
39⅞	34⅞	Donnly	0.72	2.0	45	2185	37⅞	36½	36¾	-⅛
83⅞	38⅞	Dover x	0.60	1.3	18	1448	47⅞	47⅛	47½	-⅞
92½	66⅞	Dow Ch	3.00	3.5	11	5235	84½	83⅛	83⅞	-⅞
41	34⅞	DowJns	0.96	2.5	20	892	39⅛	38⅞	39⅛	-⅛
24	20⅞	DwneyFin	0.48	2.2	13	53	22⅛	21⅞	21⅞	-¼
31½	25⅛	DQE	1.28	4.8	12	2109	27⅛	26⅞	26⅞	-¼
13⅞	11¼	Dravo	0.62	4.8	21	163	13	12⅞	13	
32⅞	23¼	Dresser x	0.68	2.3	22	6951	29⅞	28⅞	29¼	-⅛
9⅞	9	Drfus Fd S	0.82	8.8		137	9⅛	d9	9⅛	
9⅞	8⅛	Drfus St G	0.75	8.3		282	9	8⅞	9	+⅛
10⅛	9¼	Drfus St M	0.67	6.7		170	10	9⅞	10	+⅛
37¼	29⅛	DTE Engy	0.52	1.8	10	3226	29⅞	d29⅛	29¼	-¼
76	65¼	Du Pont4.5	4.50	6.6		z100	68⅛	68⅛	68⅛	+½
53	45⅞	DukePw	2.04	4.2	15	1818	48⅞	48⅛	48⅛	-⅛
32½	28⅞	Duke Rlty	1.96	6.5	19	418	30⅛	29⅞	30⅛	+⅛
66⅞	57¼	DunBrd	2.64	4.1	36	3156	64⅛	63½	63⅞	-⅝
84⅞	69⅞	DuPont	2.28	2.9	13	8719	80⅞	78⅞	78⅞	-1⅞
28½	26⅞	Duql. 4.1	2.05	7.7		1	26⅞	d26⅞	26⅞	
27	23½	Duqsne3.75	1.87	7.8		z100	24	24	24	
29	24½	Duqsne4.00	2.00	8.2		z100	24½	d24½	24½	-½
29½	26½	Duql. 4.2	2.10	7.7		z100	27⅞	27⅞	27⅞	
54	41⅞	Duracell x	1.16	2.5	28	2074	46⅞	45⅞	46⅞	+⅞
14⅞	11⅞	Dyn Hlth Sv			18	189	13⅞	13⅞	13⅞	-⅛
26	22⅛	Dynamics	0.20	0.8	10	96	25⅞	25½	25½	

- E -

1996 High	Low	Stock	Div	Yld %	P/E	Sls 100s	High	Low	Close Quote	Chg'ge Prev. Close
11	8¼	ECC Intl	0.20	2.2	12	407	9⅛	9	9	-⅛
28⅛	20⅛	EG&G	0.56	2.6	16	792	21⅞	21⅞	21¾	+⅞
5½	3¼	EA Inds			2	6355	5¼	4⅞	4⅞	
36	29⅛	Eastgrns			14	325	u36	35¼	36	+½
24½	18⅞	East Utils	1.66	8.7	11	552	19¼	19	19	
37⅛	33¼	E Entp x	1.48	4.3	11	187	34⅞	34	34⅛	-½
78¼	60⅛	EastCh	1.68	2.5	10	2796	67⅞	66⅞	67	-¼
78¼	65½	EKodak x	1.60	2.2	20	5220	75½	74	74⅞	-1
62⅞	50⅞	Eaton	1.60	2.8	11	896	58⅞	57⅞	57⅞	-⅝
39⅞	32⅞	Ecolin	0.88	2.6	13	849	34½	34⅛	34⅞	+⅞
33⅞	29⅞	Ecolab Inc	0.56	1.7	21	442	32⅞	32⅝	32½	-⅛
3½	1⅞	Edisn Bro	0.44	16.8	0	2490	3	2⅞	2⅞	
18⅞	15⅞	Edsnint	1.00	6.1	9	4326	16⅞	16⅛	16½	-⅛
26⅛	22½	Edwards	0.64	2.5	9	1614	u26⅛	25⅞	25⅞	-¼
6⅞	5⅞	Elco Group	0.08	1.3	17	252	6⅛	6	6⅛	
67⅞	46⅞	Elan ADR			26	1077	63	62⅞	62⅞	+¼
25½	21⅛	Elcor Corp	0.24	1.1	16	56	22½	22	22⅛	-⅛
39⅛	33½	ElAqut	1.10	3.0	18	835	36⅞	36⅞	36⅞	-⅛
12⅞	8½	Eljer			16	81	11½	11⅛	11⅛	-⅛
15⅞	10	Elscint			78	29	14⅞	14⅛	14⅛	-⅛
22⅞	15⅛	EMC Corp	0.52	2.4	16	11849	22⅞	21⅞	22⅛	+⅛
7⅞	7	Emerg Grmy	0.12	1.7		317	7⅛	d7	7⅛	
88⅞	77⅞	EmerEl	1.96	2.3	19	1765	86⅞	85½	85⅞	-¼
7½	6	EmprD4.75	0.47	7.8		5	6⅛	6⅛	6⅛	
19⅞	17⅞	Empire Dis x	1.28	7.0	16	46	18¼	17⅞	18¼	+⅞
15½	10¼	EmpresICA	0.09	0.6	7	2269	14⅞	14⅛	14⅞	-⅛
65⅞	51½	Endesa ADR	1.13	1.8	12	57	62⅞	62¼	62¼	-¼
25⅞	21¾	Energen Co	1.16	4.9	12	103	23⅞	23½	23½	-¼
28⅛	19⅞	Engthd	0.36	1.5	24	1394	24⅞	24⅛	24½	+⅛
12½	10⅞	Ennis Busn	0.60	5.5	9	249	10⅞	10⅞	10⅞	
24¾	20⅞	Enova	1.56	7.2	10	4774	22	21¾	21¾	-⅛
325	481¼	Enron 10.5	11.88	2.2		z100	u325	325	325	
42⅞	34⅞	Enron x	0.85	2.1	18	3328	40⅞	39⅞	40	-⅛
28⅞	22⅛	Enron OilG	0.12	0.5	26	706	25½	25	25⅛	
32½	20	Ensco Int			33	3627	31	30¼	30⅞	-½
98	92	EnschAJPE	7.00	7.3		z100	95⅞	95⅞	95⅞	-⅛
22⅛	14⅛	Enrch x	0.20	0.9		1008	21⅞	21⅜	21⅝	-⅛
30⅞	25⅞	Entrgy	1.80	6.9	17	6384	26½	26	26¼	-⅛
1⅞	1¼	EOK Realty	1.10	73.3	2	z100	1½	1½	1½	-⅛
27	17⅞	Equifax x	0.33	1.3	28	2043	25⅞	24⅝	24⅞	-⅛
26⅞	22½	EqutCos	0.20	0.8	12	3161	24½	23⅞	24⅛	-⅛
31½	27⅞	Equitable	1.18	4.0	85	295	30	29¾	29¾	-¼
39½	32	EuaotA				1259	38⅞	38	38	-⅛
25	19½	Esterline			8	1485	23⅞	22	23	-⅛
13	9⅞	Ethyl	0.50	4.6	17	772	10½	10¼	10⅞	
14⅞	12⅞	Europe Fd	0.88	6.2		137	u14⅞	14⅛	14⅛	+⅛
16½	15⅛	Excelsior	1.12	7.2		2	15½	15½	15½	+⅛
73⅛	59⅞	Exel	1.60	2.3	19	780	69½	69⅛	69⅞	+⅛
88⅞	77⅞	Exxon	3.16	3.7	15	13175	86⅞	84¾	84⅞	-1⅞

- F -

1996 High	Low	Stock	Div	Yld %	P/E	Sls 100s	High	Low	Close Quote	Chg'ge Prev. Close
3⅛	2⅞	FAI Insur	0.06	2.7	2	10	2⅞	d2⅞	2⅞	
18	14⅛	FT Dearbn x	1.12	7.9		38	14¼	d14⅛	14⅛	-¼
14⅞	9⅞	FabrCtrAA			15	224	14¼	14¼	14⅛	-⅛
9¼	5⅞	Fansteel	0.40	6.2	17	2	6½	6½	6½	-⅛
8⅝	3⅞	Farah Inc			6	457	u8⅝	8¼	8½	+¼
9	6⅛	Fays Drug	0.20	2.5	19	246	8⅞	8⅛	8⅞	
91½	78¼	Fed Hm Ln	1.40	1.7	13	3943	83⅞	82⅞	82⅞	-1¼
23⅞	20¼	Fed Rlty	1.64	7.6	30	179	21⅞	21½	21⅜	
7⅞	5⅞	Feddrs	0.08	1.1	9	356	7⅛	7⅛	7⅛	
82½	66⅞	FedExp			15	447	77⅞	76	76⅝	-¾
20⅞	17⅞	FedMgl x	0.48	2.6	29	3136	18½	18	18⅞	+⅛
35¾	27⅛	FedNM	0.76	2.5	15	18979	31⅞	30⅞	30⅞	-½
27⅞	23⅛	Federal Sg	0.58	2.3	21	182	25⅞	25⅛	25⅛	-⅝
36⅞	25	FedDepSt			66	6260	35	34⅞	34⅞	-⅛
28⅝	22⅞	Ferro Corp	0.54	2.0	16	604	27⅞	26⅞	27⅛	-⅛
22¼	18⅞	FldCan			7	84	21⅛	21	21	+⅛
	43	Fila	0.15	0.2	35	410	86⅞	84⅞	86⅞	+2¼
18½	12⅛	Fingerhut	0.16	1.0	17	2429	u15½	14⅞	15⅞	+⅞
47⅞	41	First Am B	1.76	3.8	11	286	46½	45⅞	45⅞	-⅝
63⅛	46	FstBKS x	1.65	2.7	14	1896	61	60	60⅞	-⅝
12¼	8¼	FstBkeAsi			11	8	10½	10⅛	10½	+¼
29½	23	First Brnd	0.25	1.0	21	289	25	24⅞	24⅞	+¼
45½	34⅞	FChNBD	1.44	3.3	12	2243	44⅞	43½	43⅞	-⅜
81⅞	60¼	FstDta	0.12	0.2	249	6459	79⅞	78⅛	79⅛	+⅝
13⅞	12⅞	First Fnl	0.03	0.2		77	13⅛	13⅛	13⅛	
27¼	20¼	FstMis	0.40	1.6	10	310	24⅞	24⅛	24¼	
17¼	13⅞	Fst Phil F	1.25	7.3		243	17⅛	17	17⅛	-⅛
65⅞	51⅛	Fst Union x	2.08	3.4	10	4241	62⅞	60⅞	61⅛	-1
8⅛	6⅞	FstUnR	0.44	6.3	6	204	7⅛	7	7	
61	42⅞	FirstUSA	0.24	0.4	16	1264	58½	57¼	58	
42	38⅛	First Virg	1.44	3.6	12	202	40⅞	40	40	
49½	36⅞	Firstar Co	1.52	3.1	16	4135	49⅞	49	49	-½
45¾	36⅞	FleetF x	1.72	3.9	28	4426	45⅞	44⅞	44⅛	-1
30½	23⅛	FleetEn	0.60	2.0	17	2002	30⅞	30	30⅛	+¼
20⅞	11½	FlemCk	0.08	0.5	20	653	15⅞	15⅝	15⅝	+⅛
60	48⅞	FlightSfy	0.56	1.0	20	251	55⅛	55⅛	55⅛	-⅛
38½	32⅛	FlaPrg	2.06	6.2	13	10981	33½	33	33	-½
16⅛	12⅛	Flowers	0.59	3.7	23	681	u16⅛	15⅞	15⅞	-¼
40	34⅛	Fluke	0.80	1.8	15	121	39	38⅞	38⅞	
71⅞	60	Fluor	0.68	1.0	22	2878	66⅛	64⅞	65⅞	-⅛
78⅞	68⅛	FMC Cp			11	1347	68	67	67⅞	-⅞
8⅞	4⅛	FMC Gd	0.05	0.9	82	16	5⅞	5½	5⅞	+⅛
37⅛	27⅛	Ford	1.40	3.8	13	16114	36⅞	36	36½	-⅞
9⅛	7⅞	Fortis x	0.77	9.6		118	8⅛	8	8	
47⅛	39⅞	Fostwh	0.82	1.8	51	1103	44⅞	43⅞	44½	-¼
28¼	15	FrHth			9	167	17⅛	16⅞	17⅞	+⅛
43⅛	41⅞	FPL x	1.84	4.3	13	2269	43¼	42⅞	42⅞	-½
10⅞	9⅞	France Gro	0.00	0.0		50	10⅛	10⅛	10⅛	
8⅛	7½	Frankl Pr x	0.54	7.1		81	7⅞	7⅞	7⅞	
66	46⅞	Frankl Re	0.44	0.8	15	431	59⅞	59½	59⅞	-¼
29⅞	20½	FredMeyer			28	734	29⅞	28⅞	28⅞	-¼
4⅞	3⅞	FrHwdA	0.05	1.1	21	80	4½	4⅜	4⅞	
4⅞	3⅞	FrHwdB	0.05	1.1	48	3	4⅞	4⅞	4⅞	
44½	33⅞	FreMcM	0.36	1.0	2	422	35⅛	34⅞	35	+⅛
34⅞	27⅞	FMCGA	0.90	2.8	36	927	32⅞	32⅞	32½	+⅛
38⅛	27⅞	FMCGB			37	1793	33⅞	33⅛	33⅛	
28¼	21⅞	FremGn	0.60	2.5	8	214	24	23⅞	23⅞	
33⅞	27⅞	Frontr	0.85	2.7	32	6072	32⅛	31⅞	32	-⅛
29⅞	22⅞	FrtLoom			8	1398	27⅞	27	27	-⅛
81¼	72⅛	FdAmEn	0.80	1.0	8	38	81	80	81	+¼
29⅞	18⅛	Fuqua Ent			45	z100	28½	28½	28½	
25⅛	18	Furon	0.24	1.0	14	100	u25⅛	23⅞	23⅞	-1

- G -

1996 High	Low	Stock	Div	Yld %	P/E	Sls 100s	High	Low	Close Quote	Chg'ge Prev. Close
59½	53⅞	GATX 3.875	3.87	6.6		3	58	58	58	+¼
51¼	43	GATX	1.72	3.8	10	348	46⅛	45	45	-⅛
42⅞	30⅞	GRC Intl			865	496	u42⅞	41⅞	42⅞	+1⅞
49⅛	41	GTE x	1.88	4.4	15	11257	43⅞	42½	42⅞	-⅞
22	18	GTE F 1.25	1.25	6.8		z100	18¼	18¼	18¼	
9⅞	9⅛	Gabelli EQ	1.00	10.5		578	9½	9⅛	9½	
39½	30	Gallgr	1.16	3.6	12	450	32⅞	31½	32⅛	+⅞
70⅞	59	GanntR	1.40	2.0	20	2260	70	69⅛	69⅞	-⅛
34¼	21	Gapinc	0.60	1.8	25	8053	34	33	33⅞	+⅞
38	32⅞	GC Cos			28	212	36⅞	35½	36⅞	+1⅞
10½	9⅞	Gemini I I	1.40	14.0		120	10	d9⅞	10	+⅛
27⅞	23⅞	GemnII	0.30	1.1	11	115	26½	26⅞	26⅞	-⅛
15⅞	11⅛	Gencorp	0.60	4.0	25	949	15⅞	14⅞	15⅛	+¼
22⅞	19½	GenAm	0.12	0.5		385	22½	22⅛	22¼	
65¼	57	GenDyn	1.64	2.7	11	1046	62	61⅞	61⅞	-⅛
85½	69½	GenElec	1.84	2.2	20	18388	83⅛	81⅞	82⅞	-⅛
4½	3⅛	Gen Host	0.38	11.3	10	239	3⅛	3¼	3⅝	+¼
14⅛	7⅞	Gen Housw	0.32	2.5	315	126	12⅞	12⅛	12⅞	-⅛
60½	52⅞	GnMills	2.00	3.5	19	2478	57⅞	57	57⅞	-⅛
58⅛	46⅞	GenMtr	1.60	2.9	9	10269	55⅞	54¾	55⅛	-⅛
58	50	GnMtrE	0.60	1.1	26	18302	56⅞	55⅛	56⅞	+1⅞
68⅛	45	GnMtrH	0.96	1.6	21	565	61⅞	60½	60⅞	+¼
35⅛	30¼	GenPub	1.88	5.6	8	2622	34	33¼	33½	-⅛

1996 High	Low	Stock	Div	Yld %	P/E	Sls 100s	High	Low	Close Quote	Chg'ge Prev. Close
152⅞	139¾	GenRe	2.04	1.4	13	4567	148⅛	143¾	148	+2½
40⅛	32	GenSig	0.96	2.5	57	1217	39⅞	38	38¼	+⅛
58⅞	51⅞	Genentech			45	909	52⅞	52⅞	52⅞	-⅛
34⅞	21	Gen Instr			25	8705	31	30⅞	30⅞	+⅛
9⅛	3⅞	Genesco			16	791	7⅞	7⅞	7⅞	
8⅛	5⅞	Geneva St			17	273	6⅞	5½	6⅞	+⅛
17⅞	8⅛	Genrad Inc			23	418	17⅛	16⅛	17	+⅛
46½	40	GenuPt	1.34	2.9	17	2398	46	45⅛	45½	+⅛
39½	28⅛	Grgia Gif	0.32	0.9	9	887	34⅞	34¼	34¼	-⅛
78½	63	GrgiaP	2.00	2.8	8	1410	73	72⅛	72⅛	-⅛
102½	98½	Grgia7.72	7.72	7.8		z50	98½	98½	98½	
17⅞	14⅛	Gerber Sci	0.32	1.8	20	134	17⅞	17⅛	17⅞	+⅛
12¼	11	Germany Fd	0.12	1.0		417	11⅝	11⅞	11½	+⅛
13⅞	12⅛	Getty Petr	0.12	0.8	12	7	13⅞	13⅞	13⅞	
10⅞	7⅞	Giant Grp			2	44	8⅛	8⅞	8⅞	
15⅞	10⅞	Giant Inds	0.20	1.3	16	76	15	14⅞	14⅞	-⅛
59¼	48⅛	Gillte	0.72	1.2	30	5981	59⅞	58⅞	59⅛	+¼
8⅞	8⅛	GlenbaGld	0.08	0.7	412	2447	8¼	7⅞	8¼	+¼
29⅞	23⅛	GlaxoW	1.15	4.4	24	10187	26⅛	26	26⅛	
43	27⅛	Gleason Co	0.60	1.2	6	66	40⅞	40½	40⅞	-⅛
25	17½	Glob IndT			10	278	19⅛	18½	18½	-½
13	7⅞	Global Mar			33	3603	12⅞	12¼	12⅛	-⅛
56½	49	GlobtFn	0.38	0.7	12	513	55⅛	54¼	54⅞	-½
41⅞	34	Gdrich	1.10	2.8	18	776	39⅞	39⅛	39⅞	+¼
53	42⅞	Gdyear	1.00	2.0	12	1966	50⅞	50	50½	-⅛
7⅞	4⅞	Gottschalk			15	89	6⅞	6⅝	6⅞	+⅛
83	55⅞	GraceWR	0.50	0.7	22	3673	75⅞	74	74½	-½
71⅞	62⅞	GrngrW	1.00	1.5	18	525	67⅞	66⅞	66⅞	-⅛
19⅛	13	Grancare			20	284	16½	16⅛	16⅜	+⅛
35⅞	23	GrCasinos			18	2210	35⅛	34⅞	35	+⅛
29⅛	25⅛	G Wst	0.96	3.6	18	76	27⅛	26⅞	26⅞	-⅛
36⅛	19½	GtAPT	0.20	0.6	22	680	34⅞	33½	34¼	-½
78⅞	61	Gt Lakes C	0.48	0.7	14	1725	64⅞	64⅛	64½	-½
51	44	Gt Nth Ire	5.20	10.2	8	18	50⅞	50½	50⅛	+½
28⅞	21½	GtWFn	1.00	4.3	12	4287	23⅞	22⅞	23	-⅛
29⅛	26⅛	Green Mt P	2.12	8.0	10	59	26¾	26⅞	26½	+¼
36⅞	23	GreenTree	0.25	0.8	16	2144	33	32½	32⅞	-¼
10⅛	8⅞	Griffon			13	394	9⅛	9	9⅛	
11⅞	10⅞	Growth Spn	0.42	3.7		851	11⅞	11½	11½	
9⅞	6⅞	GrTzbADR			136	3528	6⅞	6½	6½	-⅛
73⅞	32⅛	Gucci			40	1894	67⅞	65⅞	67	
24⅞	19½	Guilford M	0.60	2.5	12	92	24⅞	24¼	24⅛	+⅛
5½	4⅛	GulfCdaRs				291	5⅛	5	5⅛	+⅛

- H -

1996 High	Low	Stock	Div	Yld %	P/E	Sls 100s	High	Low	Close Quote	Chg'ge Prev. Close
24¼	19¾	H&Q Hcare	0.96	4.1		124	23½	23⅛	23¼	
21	18	HK Tel ADR	0.86	4.6	17	1080	18⅞	18⅛	18½	-⅛
16	13⅛	HRE Props	1.24	8.0	8	65	15½	15½	15½	-⅛
59⅞	44⅛	Halbtn	1.00	1.8	35	3586	56⅞	54⅞	55⅞	-½
14⅞	8⅛	Hallwood			4	18	14¼	13⅞	13⅞	-¼
11⅞	8⅞	H'cock Fab	0.32	2.8	25	103	11⅞	11¼	11⅞	
16⅞	14⅞	H'cock Inc	1.22	8.1	19	37	15¼	15⅛	15⅛	
22¼	19¼	H'cockJohn	1.64	8.1	26	20	20⅛	20	20⅛	+⅛
10⅛	8½	HncFPm x	0.80	9.1		51	8⅞	8¾	8¾	
7⅜	4	Handleman	0.20	2.7	184	587	7⅞	7¼	7⅞	
18¾	15⅞	Handy Harm	0.24	1.4	30	181	18	17⅞	17⅞	-¼
36⅛	26⅞	Hanna x	0.60	1.7	10	289	34⅞	34¼	34⅞	
32	23	Hannaford	0.48	1.5	18	374	u32	31⅞	31⅞	-¼
18¾	14	Hanson ADR	0.99	6.8	9	6790	14¾	14⅝	14⅝	-¼
53⅞	38	HarcGn	0.66	1.3	23	1671	51½	50¾	50⅝	-⅝
29⅞	20¼	Harland	1.02	3.8	19	893	27⅞	27	27⅛	
48½	28⅞	Harley Dav	0.20	0.4	29	1089	48	47½	47⅞	+⅛
58½	32	Harnisch Ind	0.20	0.4	18	1206	52½	52	52½	+⅛
42⅛	28⅞	Harrahs	0.40	1.1	13	7115	36½	34⅞	35	+¼
35¾	24	HarrahEnt				40	12450	34	32¾	33⅞ +½
68⅞	48⅞	Harris x	1.36	2.1	14	759	65	63⅞	64⅞	+½
69⅞	58	Harsco	1.52	2.3	15	305	65½	64⅞	64⅞	-⅞
28⅞	19⅝	Hartelnks x			23	48	u26⅞	26⅞	26⅞	
52½	46⅛	Hartfd Stm	2.28	4.9	14	171	46½	46⅞	46⅞	-¼
6½	3⅛	Hartmx	0.60	8.8	125	126	6⅞	6⅛	6⅞	
16⅞	15⅞	Hatteras	1.32	8.5		2	15½	15½	15½	-⅛
38½	33⅛	HawaiianEl	2.40	7.1	12	147	34⅞	34	34	-⅛
17⅞	15⅞	HlthRet	1.40	8.2	16	395	17⅛	17	17	
36⅛	30⅛	Health Ca	2.26	7.0	11	324	33⅞	32⅞	32⅞	-¼
10⅛	6⅞	Hlth Image	0.10	1.0	15	191	9⅞	9⅝	9⅞	-⅛
40⅞	21⅞	Hlthsource			26	3326	22⅞	22⅞	22⅞	-⅛
38⅞	34	HealthsIh			41	2338	35⅞	35	35	-⅝
9½	7	Heclal	0.05	0.6	3	2480	8⅞	7⅞	8	+⅛
23½	13⅛	HelligMey	0.28	1.4	24	1127	20⅛	20⅛	20⅛	-⅛
38⅞	30⅞	Heinz	1.08	3.2	19	6297	33⅞	32⅞	33⅛	+⅛
38⅞	26⅞	HelmeP	0.50	1.4	41	657	37	36	36⅞	-⅞
68¼	54	Hrcules	0.92	1.6	18	3136	57⅞	56½	56⅞	-⅛
81	63⅞	Hrshey x	1.44	2.0	20	785	73½	72⅞	72¾	-¼
115⅞	73¼	HewPac	0.96	0.9	20	13971	107⅞	105⅞	106¼	+1
15¼	10⅛	Hexcel			39	331	15⅛	14½	15⅛	+½
7¼	4½	HiShear			32	81	6⅛	6⅛	6⅛	
12½	9¼	Hibernia A	0.28	2.5	10	2067	11¼	11	11	-¼
5⅞	5½	High Inc	0.60	10.2		286	u6⅞	6⅛	5⅞	+⅛
8⅝	8	High Incl	0.83	10.3		236	8⅛	d8	8⅛	
8	7½	HI Yld Inc	0.78	10.2		69	7⅞	d7½	7⅞	
8⅞	8½	HI Yld Plu x	0.84	9.8		43	8⅞	8⅞	8⅞	
21½	18½	Highldns			1	315	19½	19⅛	19⅞	+⅛
14	12⅞	HlbrngSH	0.60	4.4	15	95	13⅞	13⅞	13½	+⅛
40⅛	31⅞	Hllenbran	0.62	1.7	27	131	37⅞	37⅞	37½	+⅛
108⅞	61⅞	HiltonH	1.20	1.1	29	1392	107⅞	105⅞	107⅞	+⅞
107⅞	81⅞	Hitachi	0.91	1.0	24	155	93¼	92⅞	93⅛	-⅛
53½	41½	HmeDep	0.24	0.5	31	19464	51⅞	50⅞	51¼	+⅛
15⅞	8	Home Shop			25	1721	14⅞	14	14⅞	-⅛
20⅞	15¾	Homstke	0.20	1.0	78	11005	20⅞	20	20⅛	+½
2⅞	1⅞	Hompix Mfg	0.04	2.1	26	521	1⅞	1⅞	1⅞	-⅛
48⅞	40⅞	HondaM ADR	0.23	0.5	34	56	48⅛	47⅞	47⅞	-⅛
57½	44½	Hnywll x	1.04	2.0	18	4640	51½	50⅞	50⅞	-¼
35¾	26	HrceMannEd x	0.44	1.4	10	42	31⅞	31⅞	31⅞	-¼
28	12⅛	HrzCMS Hc			30	1858	12⅞	d12⅛	12¼	-⅞
28	23½	Hormel	0.60	2.5	17	455	24⅞	23⅞	23⅞	-¼
15⅛	13⅞	Horsham	0.07	0.5	18	1399	14⅞	14½	14⅞	+½
14½	11⅞	HotMar	0.28	2.1	17	9077	13⅛	13	13⅛	-⅛
8⅛	5⅛	HotMartGv			4	205	7⅞	7⅞	7⅞	
47⅞	40⅞	Houghton M	0.96	2.0	80	1599	u47⅞	45⅞	47⅞	+1⅞
⅞	⅞	House Fab	0.48	69.6	0	2200	u⅞	⅞	⅞	
75	52	Hshld I	1.36	2.0	15	1771	69⅞	68⅞	69⅛	-⅛
15½	13⅛	Howell	0.16	1.1	21	448	14⅞	14½	14½	+⅛
18⅛	11½	Hudson Fds	0.08	0.6	14	1716	13⅛	13	13⅛	+¼
14	10¼	Huffy Corp	0.34	2.5	15	186	13⅞	13⅛	13⅞	+⅞
40¼	26⅞	Hughes Sup	0.36	0.9	16	1059	u40¼	38⅞	40¼	+1½
28⅞	21½	Humana			14	1816166	23¼	d21½	22	-1
17½	15¼	Hunt Mfg C	0.38	2.3	17	14	16½	16¼	16½	+⅛
8⅛	4⅞	Huntingdon	0.22	3.0	3	18	7⅝	7¼	7⅝	-⅛
9⅝	8½	Hyperion	0.84	9.9		254	8⅝	8½	8½	

- I -

1996 High	Low	Stock	Div	Yld %	P/E	Sls 100s	High	Low	Close Quote	Chg'ge Prev. Close
28⅞	22⅞	IBP Inc	0.10	0.4	9	2221	27⅞	27⅞	27⅞	
26	11⅞	IP Tim	2.00	14.3	1	123	14⅛	14	14	
9⅞	9	IRT Propty x	0.90	9.6	15	169	9⅞	9¼	9⅞	+⅛
4⅞	2⅞	ICF Ka			44	1180	3⅛	3	3⅛	+⅛
31¼	27¼	Idaho Pwr	1.86	6.4	12	121	29⅞	29⅛	29⅞	-⅛
14⅞	8⅞	Ideon	0.20	1.4	9	175	13⅞	13⅛	13⅞	
41½	36⅞	Idex Corp	0.64	1.7	16	67	38	37⅞	38	+⅛
32	28⅛	IllPwt.42	2.21	7.8		7	28¼	d28⅛	28¼	
29½	26½	Il Pr4.08	2.04	7.6		z100	27	27	27	
29½	27⅞	Il Pr4.2	2.10	7.5		2	28	28	28	
30⅞	23⅞	IlinoisCn	0.80	2.7	14	815	30	29⅞	29⅞	-⅛
45	41⅞	IllPwARPA	3.00	6.9		3	43⅞	43⅞	43⅞	
30⅞	24⅞	Ilinv	1.12	4.3	12	3670	26⅞	26⅛	26⅛	-½
60	47	ICI	1.96	3.7	11	571	53⅞	53	53⅛	+⅛
43¼	32¼	IMC Global	0.32	0.9	21	4280	37¼	36⅞	36⅞	-1⅛
8⅛	5⅛	Inco Dal	0.50	7.0	19	1539	7⅛	7⅛	7⅛	
17⅞	13¼	INA Invest x	1.32	8.3		51	16⅛	15⅞	15⅞	+⅛
36⅞	30⅞	Inco	0.40	1.2	15	3531	32¼	32½	32⅞	
17	13	IndiaGrtn	1.56	10.9		87	14½	14⅜	14⅞	
28½	22⅞	Ind Energy	1.10	4.8	11	168	24	23⅞	23⅞	+¼
13⅞	10⅛	Indon Fund	0.05	0.4		68	12⅞	12⅞	12⅞	+⅛
44¼	35⅛	IngRnd	0.74	1.8	14	3205	43	41⅞	42⅛	-⅛
29	21⅛	IsldSt	0.20	0.9	10	465	22	21⅞	21⅞	
40⅞	22	InputOutp			48	835	u40⅞	37⅞	40⅞	+2½
20¼	16⅞	IntStph	0.26	1.3	6	2	19¼	19	19¼	+⅛
8¼	3¼	Intellicl			6	1122	6½	6⅛	6⅛	-⅛
25½	20½	Inter Reg	0.60	2.4	6	120	25⅞	25	25	-⅛
17⅞	14⅞	Intercap	1.32	8.7		188	15⅛	15	15⅛	+⅛
3⅛	1⅞	Intelog			17	188	3	2⅞	3	
128⅞	83⅛	IBM	1.40	1.3	16	20785	108⅛	106⅞	106⅞	-⅛
18⅛	11⅞	IntFrnB			94	281	d18⅛	17⅞	18	+¼
31⅞	44⅞	Int FF	1.36	2.8	22	943	49⅛	48⅛	48⅞	-⅞
21⅞	17¼	IntMult	0.80	4.0	10	255	20⅛	19⅞	19⅞	-⅛
43¼	35⅞	IntPap x	1.00	2.5	10	5757	40⅞	39⅞	39⅞	-⅞
50	36⅞	Intpub	0.68	1.5	27	1254	46½	46⅛	46⅛	-⅛
11⅛	10⅞	IntersILhn	0.12	1.0	8	27	11⅞	11½	11½	-⅛
33½	30	IntstPw	2.08	6.5	8	34	32¼	32	32	
7¼	4⅞	IntTAN			84	38	6⅛	6⅛	6⅛	
16⅞	10⅞	IntGameT	0.12	0.8	22	11603	u16⅞	15⅞	15⅞	-½
26⅞	16⅛	Int Rectl			24	6094	u26⅞	25⅞	26	+⅛
3⅛	2	Int Techn			27	334	2⅞	2⅞	2⅞	-⅛
51⅞	38⅞	Ionics			34	126	49½	48⅞	49½	+½
27½	24⅞	Ipalco Ent	1.48	5.9	13	381	25⅞	25⅛	25⅛	-⅛
14⅛	11⅞	Irish Inve	0.14	1.1		19	13⅛	13	13⅛	
9⅞	7⅞	Italy Fund	0.02	0.2		78	8⅞	8⅞	8⅞	-⅛
64⅞	47⅞	ITT Cp			45	2214	61⅞	60⅞	61½	-⅛
53⅞	44½	ITT Ind x	1.80	3.1	11	2725	51⅞	51½	51⅞	
28⅞	22⅛	ITT In	0.60	2.2	3	1821	27½	27⅛	27⅜	

- J -

1996 High	Low	Stock	Div	Yld %	P/E	Sls 100s	High	Low	Close Quote	Chg'ge Prev. Close
48⅞	44½	J River PF	3.37	7.5		11	45	44⅞	44⅞	-⅛
50	46	J River L	3.50	7.5		41	47⅞	46⅞	46⅞	-⅛
13⅞	10⅞	Jackpot En	0.32	2.5	15	252	12⅞	12⅞	12⅞	-⅛
29⅞	24⅛	Jacobs Eng			18	282	27⅞	26⅞	26⅞	+⅞
10½	8¼	Jakarta Gr	0.11	1.2		749	9¼	9⅛	9⅛	
10	8	Jap Otc	0.19	2.2		576	8⅞	8⅛	8½	-⅛
59⅛	45⅛	JeffP	1.44	2.8	12	846	52⅛	50⅞	51⅞	-⅛
103	98½	JrsyP7.88	7.88	7.7		z100	102	102	102	+2
75⅞	64⅞	JhnsCn	1.64	2.4	14	1186	69⅞	69⅛	69¼	+½
100⅞	83⅛	JhnsnJ x	1.52	1.6	25	9340	98⅞	97⅛	97½	-⅝
8⅞	7⅞	Johnston x	0.40	4.8	30	121	8⅛	8⅛	8⅛	
24⅞	21⅛	Jostens In	0.88	3.9	19	243	22⅞	22½	22⅞	

- K -

1996 High	Low	Stock	Div	Yld %	P/E	Sls 100s	High	Low	Close Quote	Chg'ge Prev. Close
37¼	30⅛	KLM R Dtch	0.81	2.3	10	485	35⅛	35½	35½	-¼
34	27	KN Energy	1.04	3.1	17	158	u34	33½	33¼	+⅞
80	65½	KanCt 4.5	4.50	5.6		4	u80	77½	80	
28⅞	23⅞	KansP Pf	2.20	8.8	11	67	26⅛	25	25	+¼
9⅞	8⅛	Kaneb Sr	0.87	9.4		60	9⅞	9¼	9¼	+⅛
3⅞	2⅛	Kaneb Serv			32	4057	u3⅞	3½	3⅞	
27⅛	23⅞	KanCyP x	1.56	6.0	13	1620	26⅞	26	26⅛	-¼
19¼	15	KanCyS 4%	1.00	5.4		z100	18½	18½	18½	
49⅞	42⅛	KansasS In x	0.40	0.9	5	648	44⅛	44⅞	44½	
15⅛	9⅞	Katylnd	0.30	2.0	3	64	u15⅛	14⅞	15	+⅞
16⅞	13⅞	KaufmanBr	0.30	2.0	18	1205	14⅞	14⅝	14⅞	+⅞
46⅞	28⅞	Kaydon	0.48	1.1	17	309	43⅞	43	43	
9⅞	8⅞	K Ben Aus x	0.78	8.5		10	9⅛	9	9⅛	
80⅞	67⅞	Kellogg x	1.56	2.1	31	2082	73⅞	72⅞	72¼	-1⅛
20⅞	13⅞	Kellwood	0.60	3.5	41	917	17¼	16⅞	17¼	+1
11⅛	10⅛	Kemp Mutos	0.90	9.2		20	10⅞	10⅛	10⅛	
9⅞	9⅛	Kemper Hi	0.90	9.5		107	9⅞	9⅛	9½	-⅛
7⅞	7	Kemper Inv	0.66	9.3		722	7⅛	7⅛	7⅛	-⅛
13⅞	12½	Kemper Mun	0.87	6.8		214	12⅞	12⅛	12⅞	
13⅞	11⅛	Kemper Str	0.82	6.8		70	12	11⅞	12	
33¼	27⅛	Kennamt	0.60	1.6	13	201	37⅞	37	37⅛	-⅛
20	16½	Kerr G 1.7	1.70	10.6		5	16	16	16	+⅛
67⅞	57⅞	KerrMc	1.64	2.8	150	4097	59¼	58⅛	58⅞	-⅛
40⅛	33⅞	KeyCp x	1.32	3.9	11	2870	39⅛	38⅞	38⅞	-⅛
12	9½	Keyst Con			16	9	10	10	10	
22¼	19⅞	Keystn Int	0.74	3.4	30	562	22	21⅞	21⅞	-½
120½	86⅞	KmbCl	1.84	2.5	140	4909	74½	72⅞	72⅞	-1⅞
45⅛	36	KngWld			11	1044	42	41⅞	41¾	
12	5⅞	Kmart	0.48	4.1	9	20533	u12	11⅞	11⅞	-⅛
76⅞	59¾	KnRdd	1.48	2.0	23	912	75⅛	74⅞	74¾	-½

1996 High	Low	Stock	Div	Yld %	P/E	Sls 100s	High	Low	Close Quote	Chg'ge Prev. Close
14⅞	9⅞	Kollmorgen	0.08	0.6	42	383	u14⅞	13⅞	14⅞	+⅛
24	20⅞	Korea Fd	0.08	0.3	650	1289	22⅛	21⅞	22	+⅛
41⅞	35⅞	KPN			11	361	36⅛	36	36⅛	+⅛
44	39½	Kroger			14	3618	40⅛	39⅛	39⅞	-⅛
30½	27⅛	KU Energy x	1.72	6.1	12	105	28⅞	28⅛	28¼	-⅛
18½	11⅞	Kuhlman Co	0.60	3.5	23	116	17½	17⅛	17¼	-⅛
155	128½	Kyocera CP	0.98	0.7	25	55	137⅛	136	137⅛	+1⅛
28⅞	21⅞	Kysor Indu	0.86	2.5	9	26	28⅞	28⅛	28⅞	+¼

- L -

1996 High	Low	Stock	Div	Yld %	P/E	Sls 100s	High	Low	Close Quote	Chg'ge Prev. Close
3⅞	1⅞	LA Gear			1	1535	3⅛	3⅛	3⅛	
22¼	20½	LG & E En	1.11	5.3	16	281	21⅞	21⅛	21⅛	-½
39⅞	22¼	LSI Lg			15	22761	31⅞	31	31⅛	+⅞
32⅞	23½	La Quinta x	0.10	0.3	32	1015	31⅞	31⅛	31½	-¼
34	26⅞	LaZBoy	0.76	2.3	16	66	33	31⅞	32⅞	+⅞
24⅞	20	Laclede Gs	1.26	5.5	11	195	23	22½	22⅞	+½
21⅛	16¼	Lafarge	0.40	1.9	10	652	21⅛	21⅛	21⅛	+⅛
12	7⅞	Lamson & S			11	275	u12	11⅞	11⅞	
23⅞	12¼	Landa End	0.20	0.9	22	1136	22⅞	21⅞	21⅞	-¼
12⅛	10⅛	Lawter Int	0.40	3.5	35	75	11⅞	11½	11½	-⅛
39⅛	25¼	Lear Corp			20	490	38⅛	36⅞	38⅞	-⅞
29	23	Leeronal x	0.72	2.6	16	18	28⅛	27⅞	28⅛	+¼
24½	19¼	Lee Enterp x	0.46	2.1	19	186	23½	23¼	23⅞	-⅛
33⅞	25½	Legg Mason	0.48	1.4	13	149	33⅞	33¼	33¼	-⅛
29½	20⅞	LeggPl x	0.44	1.6	17	738	28⅞	28⅛	28⅞	-⅞
27	21	Lehman	0.20	0.8	15	3248	24⅞	24⅛	24⅞	
27	22⅞	Lennar Crp	0.10	0.4	12	432	25⅞	24⅞	24⅞	-⅛
4	2⅛	Liberte In			129	598	u4	3⅞	3⅞	
11⅞	10⅞	Liberty AS x	1.20	11.0		1006	11	10⅞	10⅞	
36	30⅞	Liberty Cp	0.74	2.3	10	52	32⅛	31⅞	32	-⅛
67⅞	49⅞	Lilly	1.32	2.1	15	11496	64⅞	62⅞	64⅛	+¼
22	15¼	Lmtd	0.40	1.9	7	4069	21⅛	20⅞	20⅞	-⅛
57	44⅞	LincnN	1.84	3.9	10	2082	47⅞	46⅞	47	-⅞
19¾	16⅛	Lincn NtFd	0.98	5.2		66	18⅞	18⅞	18⅞	
66½	57	LongIL Pf8	5.00	7.7		z10	65	65	65	
51½	41	Litton			15	1079	46½	46⅛	46⅞	
38	28¼	LizClb	0.45	1.2	20	1138	37⅞	36⅞	37⅞	
5⅛	3⅞	LLSE Rty	0.68	14.3	13	77	4⅞	4⅞	4⅞	-⅛
86½	73	LockhM x	1.60	1.9	21	2745	83⅞	82⅞	83⅞	+¼
53⅞	47⅞	Loctite Co	1.28	2.4	20	142	50⅞	49⅞	49⅞	-⅛
86⅞	72½	Loews	1.00	1.3	4	1023	80⅞	78½	79⅛	-1⅞
33⅛	25⅛	Logicon	0.20	0.7	18	171	29⅞	29	29	-½
18⅞	15⅞	LgIsL	1.78	10.4	7	1122	17⅞	17⅛	17⅛	-⅛
45⅞	42	LngdrOr x	1.12	2.6	15	166	43	42½	42⅞	-⅛
18⅛	15⅛	Longview F	0.60	3.6	13	1306	17½	16⅞	16⅞	-⅞
60⅞	39⅛	LoralL x	0.24	0.4	50	399	54	53⅛	53⅞	-¼
28⅛	22⅞	LouisP	0.56	2.3	24	2067	24⅞	24⅞	24⅞	-¼
36⅛	28⅞	Lowes	0.20	0.6	25	5040	35	33⅞	34⅛	-¼
18⅞	12⅛	LTV			9	2732	13⅛	12⅞	12⅞	-¼
3⅛	1⅛	LTVWts				72	2	1⅞	1⅞	
31	28⅞	Lubrzl	0.96	3.2	11	2376	30⅞	30⅛	30⅞	+⅛
25¼	20⅛	Lubys Cafe	0.72	2.9	15	134	24⅞	24½	24⅞	-⅛
39⅛	29⅞	LucentTch			25	12242	38½	36⅞	38	+1⅞
30¼	24¼	Lukens Inc	1.00	3.7	21	377	27	26⅞	26⅞	+⅛
82⅛	55⅞	Luxottica	0.32	0.4	31	280	77⅞	77	77⅞	+⅛
25⅞	19¼	Lydall Inc			23	235	23¼	23⅛	23¼	+⅛
32¼	22½	Lyondell P x	0.90	3.5	7	4789	26⅞	25⅞	25⅞	-1¼

- M -

1996 High	Low	Stock	Div	Yld %	P/E	Sls 100s	High	Low	Close Quote	Chg'ge Prev. Close
79⅞	70	MBIA Inc	1.36	1.8	11	1284	77⅞	76	76⅛	
25⅞	21⅝	MCN	0.93	3.9	13	700	24½	23⅞	23⅞	-⅝
7½	6¼	MDC Hldgs	0.12	1.7	7	330	7⅛	7	7	-⅛
23½	19⅞	MDU Res	1.09	5.2	13	94	21⅛	20⅞	21	
9½	8¼	MFS Charte	0.88	9.3		604	u9½	9¼	9½	+⅛
6⅞	6⅛	MFS Gov Mr	0.55	8.5	10	370	6½	6⅜	6½	+⅛
17½	16	MGI Prop	0.96	5.6	14	34	17⅛	17	17⅛	
46⅞	22⅛	MGM Grand			29	570	45½	45	45½	+½
19⅞	12⅞	MacFrB			33	3683	u19⅞	18	19	+⅞
10⅞	6⅞	Magnetek			17	318	9⅞	9⅝	9⅞	
21⅛	17⅛	Malaysia F	0.77	4.1		88	19	18⅞	18⅞	
42	35⅛	Mlnckr	0.62	1.6	14	929	38⅛	37⅞	37⅞	-⅝
39	27⅞	Mallnc x	1.00	2.7	15	89	37⅛	36⅞	37⅛	+⅛
43½	33⅞	ManorC	0.09	0.2	23	1582	38⅞	38⅞	38	+⅛
39½	23⅞	Manpower x	0.14	0.4	22	4161	38⅛	38½	38½	-⅛
2⅞	2⅛	Manuf Lea	0.20	7.3	27	115	u2⅞	2⅞	2⅞	+⅛
59½	53⅛	Mapco	1.00	1.7	16	442	57⅞	57⅛	57⅛	+⅛
6⅞	5	Mrlmr	0.30	5.0	20	45	6	6	6	
22⅞	17⅛	Mark IV	0.13	0.6	14	958	21⅛	21⅛	21⅛	-⅛
52⅞	37⅞	Marntz	0.32	0.7	27	1193	48	47⅞	47⅞	-⅛
101⅞	84⅞	MshMcL	3.20	3.4	16	1814	94⅞	93⅞	93⅞	-⅞
32⅞	28⅛	Marshall			10	190	31⅞	31⅛	31⅞	+⅛
32⅛	26⅛	MascoC	0.76	2.4	17	3020	31⅛	30⅞	31⅛	+⅛
15½	10⅞	MascoTech	0.16	1.1	18	357	15⅛	14⅞	15	+⅛
9½	8⅞	Massmut Pt	0.76	8.1		32	u9½	9⅛	9⅛	
37½	34⅞	Massmut	2.80	7.9	10	17	35½	35⅛	35½	+⅛
17	12⅞	MatlSci			21	64	u17	16⅞	16⅞	+⅛
175	157¼	Matsushita	1.02	0.6	67	7	172	172	172	-½
29⅞	23¼	Mattel	0.24	0.9	21	2969	27⅞	27	27¼	-⅛
20⅞	16⅞	Maxxim			44	112	16⅞	18	18⅞	+⅛
52⅛	40	MayDSt	1.16	2.4	16	4548	48¼	47⅞	47⅞	-⅛
22⅞	18⅛	Maytag x	0.56	2.6	59	1701	21⅞	21⅛	21⅛	-⅛
31⅞	22⅛	MBNA Corp	0.64	2.1	18	3142	30⅞	30	30⅛	+⅛
25⅞	21⅞	McClatchy	0.38	1.5	23	26	24⅞	24⅞	24⅞	-⅛
30⅛	26	McDerm2.2	2.20	7.7		40	28⅞	d28	28⅞	-⅛
31	29½	McDerm2.6	2.60	8.6		z100	30⅞	30⅞	30⅞	-⅛
20⅞	17⅞	McDer Inv	0.34	1.7	8	14	19½	19½	19½	
54⅛	43⅞	McDnld x	0.30	0.6	24	11295	49	47⅞	48⅛	-⅝
104⅞	84⅞	McDnDg	0.96	1.0	30	3031	102⅞	99⅞	101	+⅞
49¼	42	McGrwH	1.32	2.8	20	3249	47	46	46⅞	+⅛
58⅞	44	McKess x	1.00	2.1	16	664	46⅞	45½	46⅞	+1⅛
57⅞	49	MeadCp	1.20	2.2	9	3137	53⅞	53¼	53⅞	+⅛
30⅞	25⅞	Measurex	0.44	1.6	15	167	28⅞	28⅞	28⅞	+⅛
36⅞	32⅞	Medtronl	2.74	8.3	12	540	33	32⅞	32⅞	+⅛
62⅞	44½	Mdtrnc	0.28	0.5	29	3199	56⅞	55¼	56¼	+⅛
31⅞	25¼	Medusa Crp x	0.60	2.0	11	381	30¼	29⅞	30⅛	+⅛
58½	48½	MellnBk	2.40	4.2	12	2895	57½	56½	57⅛	+¼
40⅞	27⅞	Melville	0.44	1.1	7	5933	u40⅞	38⅞	40⅞	+⅞
9½	6⅞	Mekita	0.64	9.7		154	6⅞	d6⅝	6⅝	-⅛
69⅞	44⅞	MercSt	1.08	1.6	18	608	64⅞	64	64½	-⅛
71⅞	56½	Merck	1.36	2.1	23	16329	65⅞	64⅞	64⅞	-⅛
15⅞	10¼	Mercury Fn	0.30	2.4	18	1950	12½	12¼	12½	+⅛
48⅞	38⅛	Mrdth x	0.44	1.0	26	194	46⅛	43¼	45⅞	-⅞
68⅞	49⅞	MerLyn	1.20	1.9	10	14853	65⅞	64⅞	64⅞	+¼
4⅞	2⅞	Mesa			4	599	3⅞	3⅞	3⅞	
4⅞	3½	Mesabi Tst	0.26	7.0	16	103	4⅞	4	4	
14	11⅞	Mestek Inc			10	z100	13½	13½	13½	+⅛
55	49	MetEd3.90	3.90	8.0		z30	49	d49	49	
17	13	Mexico Fd	0.62	4.0	4	937	16⅛	15⅞	15⅞	-⅛
43⅞	27½	MicroTech	0.20	0.6		69571	33¼	32⅞	32⅞	-⅛
4	3⅞	MidAmWaste	0.02	2.1	0	1393	1	⅞	⅞	-⅛
8⅞	7⅞	MidAmR	0.86	10.2	19	34	8⅞	8⅛	8⅛	-⅛
18⅞	16⅛	MidamEgy	1.20	7.0	12	1227	17⅛	17	17⅛	+⅛
47⅞	35½	Millipr	0.32	0.7	21	837	43⅞	43⅛	43⅞	+½
70⅞	62	MMM x	1.88	2.8	28	5731	68⅞	67⅞	68⅛	-⅛
57⅛	33⅛	Mirage Res			30	3422	u57⅛	56⅞	56⅞	+1⅞
19	15½	MichEnA	0.48	2.6	10	551	18⅞	18	18½	+⅛
18⅞	15¼	MichEnB	0.53	2.9	26	1191	u18⅞	18⅛	18½	+⅛
7⅞	6⅛	Mitel Corp			22	776	7⅛	6⅞	7	-⅛
120⅛	107½	Mobil	4.00	3.5	18	6142	113½	112⅛	112⅞	
12⅞	8⅛	Molecular			6	1987	10⅞	9½	9⅞	-⅛
13	9⅞	MonMch x	0.20	1.7	143	14	11½	11⅛	11½	+⅛
159¼	115⅞	Mnsnto	3.00	2.0	23	2590	152⅛	150⅞	151⅞	-⅛
6⅞	5¼	Mont Edisn	0.79	13.1	1	12	6	6	6	
23	21	Montana Po	1.60	7.4	21	413	21⅞	21⅞	21¾	-⅛
19½	17⅞	Montgoms St	1.40	8.0	8	48	17½	d17⅛	17½	
20¼	17⅞	Moore Corp	0.94	5.0	8	942	18¼	18½	18⅞	-⅛
89⅛	73⅞	MrgnJP	3.24	3.7	13	3369	87⅞	86½	86⅞	-⅛
13	10	MorganGren	1.14	9.8		220	11⅞	11½	11⅞	
81½	71½	M'ganJP Pf	5.00	6.8		18	76	74	74	-1¼
13⅛	11½	Morgan Kgn	0.28	2.1	8	13	13⅛	13	13¼	+⅛
9½	4⅞	Morgan Pr			20	86	6⅞	6⅞	6⅞	
54	40¼	MrgnSt	0.70	1.4	14	3729	50⅞	48⅞	49½	-½
4⅞	3⅞	MorrKn	0.80	64.0	0	881	1¼	1⅛	1¼	+⅛
40⅞	34	Mrtnls x	0.52	1.4	16	5534	38⅛	37⅞	38	+1⅛
67⅞	47⅞	Mtrola	0.48	0.7	22	22844	u67⅞	65⅛	66⅞	+1⅞
8⅛	8½	MnlqOp	0.66	7.4		386	9	8⅞	8⅞	
9⅞	8⅞	MnPrnT	0.80	8.7		40	9	9	9	
9	8⅛	Municipal	0.61	6.9		154	8⅞	8⅛	8⅞	
11½	10⅞	Muniplanc x	0.89	8.8		427	10⅞	10½	10½	-⅛
46⅞	40⅛	MrphyO	1.30	2.9	17	281	45	44⅛	44⅛	-⅞
23¼	18½	Mylan Labs	0.16	0.8	22	1203	19⅛	19	19	-⅛
11⅞	10	MYR Gp x	0.20	1.8	11	17	11⅛	11⅛	11⅛	-⅛

- N -

1996 High	Low	Stock	Div	Yld %	P/E	Sls 100s	High	Low	Close Quote	Chg'ge Prev. Close
56⅞	52½	NCH Corp	1.20	2.1	12	44	57⅞	56¼	56¼	-⅞
84	51½	Nacco x	0.75	1.3	7	171	67	56⅞	56	-⅞
33¼	28⅛	NalcoCh	1.00	3.1	15	674	32⅛	31⅞	31⅞	-⅛
19⅞	9⅛	Nashua	0.72	4.3	6	568	17½	16⅞	16⅞	-⅛
15½	9⅞	NatAutoCr			18	323	12½	12	12¼	-⅛
82¼	64⅞	NtnsBk	2.32	2.9	11	6660	81½	80⅞	81⅛	-⅛
22⅞	19½	N'wideHith	1.48	6.9	16	168	21⅞	21⅞	21¼	+⅛
49¼	43⅛	Nat Austrz	3.20	7.0	8	164	47½	46⅞	46⅞	-⅛
37¼	30⅛	NtCty	1.44	4.0	11	1455	36⅞	35½	35⅞	-⅛
40¼	20⅛	NtData	0.30	0.8	40	377	38⅛	37⅞	37¼	-⅛
22¼	7⅛	Nat Educn			7	564	18⅞	18½	18⅞	-⅛
36⅛	31⅞	Nat Fuel	1.62	4.7	14	351	35⅛	34⅞	34⅞	-⅛
44	38	Nat Presto	2.00	4.9	16	20	40⅞	40⅛	40½	+⅛
29¼	13⅞	NtSemi			8	7559	16⅞	16⅛	16¼	-⅛
39⅞	31⅞	NtServ	1.16	3.0	19	497	38	36⅞	36⅞	-⅞
11	6⅛	Nat Stand			4	22	7⅞	7⅞	7¼	
56½	46¼	Nebuzzi	0.14	0.3	30	176	52⅞	52⅞	52⅞	
12⅛	9½	Newstr			6	2238	10⅞	10¼	10⅞	
55⅞	52⅛	NewstarG	6.00	11.1		26	54⅛	54⅛	54⅛	-⅛
29½	17⅞	Nelman Mar	0.20	0.7	22	201	27⅞	27⅞	27⅞	+⅛
35⅞	21	Network Eq			18	828	28⅞	27	28	+⅞
22⅞	19⅞	Nevada Pwr	1.60	8.1	12	615	20⅛	d19⅞	19⅞	-⅛
5⅛	4⅛	New Am Hi	0.48	9.6		269	5	4⅞	5	
22⅞	14½	NEngBus	0.80	4.4	22	117	18⅛	18	18⅛	-¼
40⅞	33⅛	NEngEl	2.36	7.0	9	1615	33⅞	33½	33⅞	
12⅞	11⅞	New G'many	0.41	3.4		754	12⅛	12	12	
29⅞	26⅞	New Jay Rs	1.56	5.7	16	387	28	27½	27½	+⅞
22½	19⅞	New Plan R	1.41	7.0	18	423	20½	20¼	20¼	
26⅞	21⅞	NYSEG	1.40	6.1	8	1002	23⅛	22⅞	22⅞	-⅛
31⅞	25	Newell	0.56	1.9	21	1768	30	29⅞	30	+⅛
19⅞	15¼	Newhall x	0.40	2.4	18	34	17	16⅞	17	
62¼	43⅞	NewmtG x	0.48	0.8	53	1980	u62¼	60	62⅛	+2
60¾	43⅞	NewmtM x	0.48	0.8	32	6428	60⅛	58	60⅛	+2⅛
24⅞	20¼	News Corp	0.08	0.3	17	3532	22½	22¼	22⅜	
37	32	NiagM3.6	3.60	10.0		13	u37	36	36	
10⅞	6½	NiagM	1.12	14.7	5	3213	7⅞	7½	7⅞	-⅛
104⅞	63½	NikeB	0.80	0.8	28	2582	100⅞	99⅞	100⅞	+⅞
39½	35⅛	Nipsco Ind	1.68	4.5	12	745	37⅞	37⅛	37⅛	-⅛
15⅞	11½	NL Ind	0.40	3.5	8	2192	12⅛	d11½	11½	-⅛
36½	26⅞	NobleAf	0.16	0.5	65	534	34⅞	33⅞	33⅞	-½
18⅞	11⅞	NobleDrll			167	3108	13½	12⅞	13⅛	-⅛
11⅛	7⅞	NoramE x	0.28	2.6	20	1929	10⅞	10⅛	10⅞	-⅛
42½	37⅞	NrmEPf x	3.00	7.3		89	38⅞	38	38⅛	+⅛
6½	1⅞	Nord Res			18	1150	6	5⅞	6	+½
83⅞	76⅞	NorfkS	2.24	2.6	15	1086	86⅞	85⅛	86⅛	-⅛
47⅞	40½	Norsk Hydr	0.77	1.6	9	479	u47¼	46⅞	46⅞	+⅛
16	9¼	Nortek Inc	0.10	0.7	11	233	14½	14¼	14¼	+⅛
26⅞	22⅞	Ntn Fork	0.80	3.3	10	542	24⅞	24	24⅜	+⅛
25¼	14½	NE Ut x	1.76	12.1	7	1431	14⅞	d14¼	14½	-½
53⅞	45½	NSPW	2.70	5.7	12	386	47½	46⅞	47	-⅛
54⅞	40⅛	NTele	0.44	0.8	28	2025	u54⅞	53⅞	54¼	-½
1⅛	⅞	Northgate				7	82	1	1	1 +⅛
92⅞	57⅞	Nrtrp x	1.60	2.8	11	4043	93⅞	91⅞	92⅝	+½
30⅞	27½	Nrthw Pub	1.76	6.3	9	31	27⅞	27⅞	27⅞	-⅛
37½	30½	Norwst	1.08	3.1	12	4793	35⅞	34⅞	34⅞	-⅞
10	8	Nova	0.32	3.4	8	2694	9⅞	9½	9½	
8	5⅛	Novacare			10	2738	6⅞	6⅞	6½	
36	31½	NovoNB	0.18	0.5	18	30	34⅞	34⅛	34⅞	-⅛
18⅛	15⅛	Nu Cll Mun	1.01	6.4		38	15⅞	15½	15⅞	+⅛
63	49⅛	Nucor Corp	0.32	0.6	18	2313	55⅞	54⅛	55	+½
20	17⅛	NUI Corp	0.90	5.0	11	484	18⅛	18	18	
18⅞	15⅛	Nuv Cal	1.03	6.6		227	15⅞	15½	15⅞	+⅛
12⅞	11⅛	Nuveen M I	0.78	6.3		28	12	11⅞	12	
16⅛	14½	Nuveen M O	1.04	6.9		127	15	14⅞	15	+⅛

1996 High	Low	Stock	Div	Yld %	P/E	Sls 100s	High	Low	Close Quote	Chg'ge Prev. Close
11⅛	10⅛	Nuveen N M	0.67	6.4		78	10⅞	10½	10½	-⅛
18⅞	16½	Nuveen N P	1.13	6.6		53	16⅞	16⅞	16⅞	
15⅞	14⅞	Nuveen P P	1.04	7.0		187	15	14⅞	14⅞	-⅛
15⅛	13½	Nuveen P I	0.95	6.8		426	13⅞	13⅞	13⅞	+⅛
22	18⅛	Nyesgic	0.40	2.1	8	17	18⅞	18⅞	18⅞	+¼
59⅞	45½	Nynex	2.36	5.1	18	12074	46¼	45⅞	46⅛	+¼

- O -

1996 High	Low	Stock	Div	Yld %	P/E	Sls 100s	High	Low	Close Quote	Chg'ge Prev. Close
9⅞	6⅞	O H M Cp			32	190	8⅞	8½	8⅞	+¼
31⅞	18¼	Oak Inds			13	290	u31⅞	31⅛	31⅛	-⅛
52	36½	Oakwood Hm	0.08	0.2	21	193	48⅞	48½	48½	-½
27¼	20⅛	OcciP	1.00	3.9	20	3632	26¼	25⅞	25⅞	-⅛
25⅞	18⅞	OfficeDepot			30	17469	u25⅞	24⅞	25⅛	+¼
23⅞	19⅛	Ogden	1.25	6.5	193	628	19½	19⅛	19⅞	
24⅞	20¼	OhioEd	1.50	6.9	10	1396	22	21⅞	21⅞	-⅛
62	56	OhioE64.4	4.40	7.5		2	59	59	59	
63	59½	OhioE4.56	4.56	7.7		z70	59½	d59½	59½	
43⅞	36⅞	Ohio G&E	2.88	7.0	12	321	36⅞	36½	36⅞	-⅛
96	69⅞	OlinCo	2.40	2.6	16	533	92⅛	91⅞	92½	
33⅞	24½	Olsten	0.28	0.9	21	1150	31	30⅞	30⅞	-⅛
60⅞	38¼	Omnicare	0.12	0.2	54	674	56⅛	55⅞	55⅞	-⅛
46⅞	35½	Omnicm	0.70	1.6	22	1243	43⅞	43⅛	43⅞	
18	14½	Oneida Ltd	0.52	3.0	11	79	17⅞	17	17⅞	+⅛
27⅞	20⅛	Oneok	1.20	4.4	13	1178	u27⅞	27	27¼	+¼
30⅞	27⅞	Oppenh Cap	2.45	8.4	5	148	29	28½	29	+½
10⅞	9⅞	Oppenh M S	0.80	8.2		143	9⅞	9½	9⅞	
7⅞	6⅛	Oppenh Mul	0.67	9.6		36	7⅛	7	7	-⅛
9½	7½	Orange Co			8	9	8⅛	8⅛	8⅛	+⅛
37⅞	33⅞	Orange Rck	2.58	7.4	13	100	35⅛	34⅞	34⅞	-⅛
18⅞	12⅛	Oregon Stl	0.56	3.5	16	141	16⅛	16	16	-⅛
47⅛	42½	Orion Cap	1.00	2.1	9	60	47⅛	47	47⅛	+⅛
17⅞	12⅞	OryxEn	0.40	2.5	8	1014	16⅞	16⅛	16⅛	-⅛
21⅞	18½	OutbdM	0.40	2.1	15	468	19⅞	19⅛	19⅞	+⅛
20⅞	17⅛	OvrSh	0.80	3.2		1369	18⅞	18⅛	18⅛	
15	11⅛	Owenshd	0.18	1.4	19	248	12⅞	12½	12½	
48	37⅞	OwensC			8	991	40⅞	40⅛	40⅛	-⅛
19⅛	16⅛	Oxford Ind	0.80	4.4	121	88	18⅛	18	18⅛	

- P - Q -

1996 High	Low	Stock	Div	Yld %	P/E	Sls 100s	High	Low	Close Quote	Chg'ge Prev. Close
59⅞	45⅛	PHH	1.36	2.5	12	97	55⅛	53¼	55⅛	-¼
63⅞	42⅞	PPG In	1.26	2.5	14	2232	52⅞	51½	51⅛	-1¼
13⅞	9½	PS Group	0.60	4.5	27	117	13¼	13	13¼	+⅛
15⅞	14	Pac Am Inc	1.18	8.4		22	14⅛	14⅛	14⅛	-⅛
24⅞	17⅞	Pac Scien	0.12	0.6	20	162	19⅞	19⅛	19⅛	-⅛
22½	19⅞	Pcflcp	0.11	0.5	11	3611	20⅛	19⅞	20⅛	-⅛
28⅞	24⅞	PacEnt	1.44	5.5	12	1489	26⅞	26⅛	26⅞	-⅛
28⅞	22⅞	PacGE	1.96	8.4	8	3273	23⅞	23⅛	23⅛	-⅛
35⅛	25⅞	PTeles	2.18	6.5	13	5204	33⅞	32⅞	33⅛	+¼
22⅞	17⅞	PalneW x	0.48	2.2	17	1045	22⅛	21⅞	21⅞	-⅛
29⅞	23⅛	Pall	0.49	1.8	22	1075	28⅛	26⅞	26⅞	+⅛
33½	26⅛	Pan En	0.96	3.0	15	1845	32½	31⅞	32⅛	-⅛
37⅞	21¾	Park Elekt	0.32	1.3	11	108	24½	23⅞	24⅛	-⅛
8⅛	5⅛	ParkDr			64	733	7⅛	7	7⅛	-⅛
44⅞	31⅞	ParkHn x	0.72	1.8	12	1342	41⅞	40¼	40⅛	-½
30⅞	25	PayleseSh				6658	28½	27¼	28⅛	+⅞
32¼	24⅛	PacoEn	1.74	7.1	9	1906	24⅞	24⅛	24⅛	-⅛
65½	55¼	PennPL4.5	4.50	7.5		1	60	59½	60	+½
53⅞	44	Penney	2.08	4.0	15	2295	52⅞	51¾	51⅞	-⅛
41	36⅞	PennEnt x	2.20	5.5	53	98	40¼	40	40¼	+⅛
45⅞	36⅞	PnzOil x	1.00	2.3	6	475	43⅞	43⅛	43¼	-½
33¼	29⅞	PeopEn	1.84	5.7	12	500	32⅞	31¼	32⅛	-⅛
35½	23⅞	Pep BoysM	0.21	0.6	23	1151	33⅞	33	33	-½
35	27⅞	Pepsico	0.46	1.4	31	26712	34	33	33⅛	-⅞
58⅛	37⅞	PrkElm x	0.68	1.3	583	573	53	52⅞	53	+½
13⅞	11⅞	Perkins Fm	1.30	10.8	12	82	12	11⅞	12	+⅛
4	3⅛	Permian Ba x	0.25	7.1	15	z100	3½	3½	3½	+⅛
32¼	28⅛	PetRes	2.09	6.7	45	73	31¼	31	31	-⅛
72⅞	60⅞	Pfizer	1.20	1.7	26	12198	71¼	69⅞	70¼	-⅛
44⅞	35⅞	PhlpD	1.06	2.6	36	19063	42⅞	40¼	40⅞	-1⅞
77⅞	58⅛	PhelpD	2.00	2.9	6	2096	69½	68⅛	68⅛	-⅞
24⅞	20½	PhllSlbbn	1.22	5.0	15	170	u24⅞	24⅛	24⅛	
105¼	85⅞	PhMorr	4.00	4.0	14	20716	101⅛	99⅞	99⅞	-1⅛
43	34⅞	PhilpsEl	0.82	2.3	7	3764	36½	35⅞	35⅞	
43⅛	31⅞	PhllPt	1.22	2.9	10	3690	41⅞	41¼	41½	-⅛
14½	9½	PhllVH	0.15	1.1	133	445	13½	13⅛	13⅛	-⅛
8⅛	5½	PhncDoP x	0.20	2.8	13	680	7⅛	7⅛	7⅛	-⅛
24⅞	20½	PiedmntNG	1.16	5.4	13	122	22	21⅞	21⅞	+¼
15⅛	10⅛	Pier 1 Imp	0.16	1.0	63	2781	u15⅛	15⅛	15⅛	+½
13	12⅛	PlMunBKTs				131	12⅝	12⅛	12⅞	-⅛
7⅛	6⅞	Pilgrims P	0.06	0.8	30	73	7⅛	7	7⅛	+¼
23⅞	20⅛	Pimco Adv	1.88	8.8	17	119	21⅞	21	21¼	
30⅛	26⅛	PlelWCp	1.00	3.6	11	853	27	26½	26½	-⅛
31⅞	25⅞	Pion 2.125	2.12	8.1		142	26⅞	26	26⅞	
18⅞	15	Pioneer Fn	0.22	1.4	7	318	16⅞	16⅛	16⅛	+⅛
14⅞	12⅞	Piodn	1.08	8.2		37	13⅞	13¼	13¼	
51⅞	41⅞	PineyB x	1.36	2.8	12	4283	50	49⅞	49⅞	-½
30⅞	22⅞	PitBr	0.10	0.3	21	1675	u30⅞	28⅞	30⅛	+1⅞
30⅛	24½	Placer Dom x	0.30	1.0	113	13093	29⅞	28⅞	29⅞	+⅞
13⅛	7½	Playboy B			64	216	12⅞	12½	12⅛	-⅛
27⅛	23⅛	Plum Creek	1.96	8.0	13	198	25	24½	24⅞	-⅛
18⅞	12⅛	PlyGem	0.12	0.8	29	530	15⅛	14⅞	14⅞	+⅛
32⅞	28⅞	PNC Bk	1.40	4.6	22	5178	30⅞	30⅜	30⅞	+⅛
38¼	24⅛	Pogo Prod	0.12	0.3	87	408	36⅞	35⅞	36	-⅛
48½	40	Polrd x	0.60	1.3	16	1196	45⅛	44⅞	45	+⅛
53⅛	43⅞	PlayMn				297	298	53½	52⅞	53⅛
62⅛	53	PolyGram	0.49	0.8	22	17	58⅞	58¼	58⅞	+¼
16⅞	13⅛	Pope & Tal	0.76	4.5	9	212	u16⅞	16⅛	16⅞	
11⅞	6⅞	Portec Inc			18	14	10⅛	10½	10½	
12⅞	11⅛	Portugal F	0.18	1.5		45	12½	12⅛	12½	
80⅛	60	Potash Sas	1.44	2.2	20	676	66⅞	66⅛	66½	-⅛
43⅞	36⅛	Ptlch	1.66	4.0	11	787	41⅞	41½	41⅞	-⅛
27⅞	24½	PotEP x	1.66	6.5	31	714	25⅞	25½	25⅞	+⅛
23⅞	22	PP&L	1.67	7.3	10	581	23⅞	22⅛	22⅞	-⅛
41½	31½	Praxr	0.38	0.9	27	3037	40⅞	40	40⅞	-⅛
44⅞	36½	Precision	0.24	0.6	21	120	43	42⅞	42⅞	-⅛
18¼	12⅞	Premark	1.20	7.4	41	0454	u16⅛	16	16⅛	-⅛
40	27	Prmrk			38	128	35⅞	34½	34½	
1⅛	⅛	PrimeMot.P	2.08	237.7	1	40	⅞	⅞	⅞	
90⅞	79⅞	ProctG	1.60	1.8	21	8046	89¼	87⅞	87⅞	-1
51¼	40⅞	Prgrsv Oh	0.22	0.5	14	391	47⅛	46¼	46⅞	-⅞
9⅞	7	Prolar Int	0.26	3.6	3	80	7⅛	7⅛	7⅛	+⅛
29½	20⅞	PromusHti			30	210	27½	27⅛	27½	+⅛
4⅞	3¼	Prosp St x	0.42	10.8		153	3⅞	d3⅞	3⅞	
38⅞	30⅛	ProtL	0.72	1.9	13	555	37⅞	37	37⅞	+⅛
36⅞	28½	Prov Cos x	0.72	2.0	12	696	35⅛	35⅞	35⅞	+⅛
47⅛	40½	Prvdn x	1.00	2.3	10	1777	43⅞	43⅞	43⅞	+½
61	53⅛	PbServ1.08	4.08	6.8		5	60	60	60	
101⅞	94½	PbServ7.40	7.40	7.3		z10	u101⅞	101⅞	101⅞	
101	94⅞	PbServCol	7.15	7.5		z50	94⅞	d94¼	94⅞	
32⅛	25⅛	PbSvEG	2.16	8.2	10	1122	26⅞	26½	26½	-⅛
19⅛	17⅛	PbSNewMex			9	205	u19⅛	18⅞	18⅞	-⅛
21⅞	18⅞	PubStor	0.88	4.2	22	624	21	20⅞	21	+⅛
2⅞	2⅛	Publicker			4	6	2⅛	d2⅛	2⅛	
26	23	PugetS	1.84	7.8	12	342	23⅞	23⅞	23⅞	-¼
58½	44½	PulitzP	0.60	1.1	17	60	55⅛	54⅞	55	
34⅞	24⅞	Pulte	0.24	0.9	12	296	26⅞	26	26	-¼
9⅞	8⅛	PutnamDivIn	0.72	8.1		100	9	8⅞	8⅞	-⅛
10⅛	9½	PutnamHighY	0.89	7.1		88	9⅞	9⅞	9⅞	
8	7⅛	PutnamIGv	0.60	8.1		136	7⅛	d7¼	7⅛	+⅛
14⅞	13⅛	PutnamInvGr	0.96	7.2		62	13⅛	d13⅛	13⅛	-⅛
11⅛	10⅞	Putnam Mn	0.76	7.3		493	10⅞	d10⅞	10½	+⅛
8	7⅛	PutnamMasIn	0.62	8.5		1750	7⅞	d7¼	7⅞	
8⅝	7⅞	PutnamMst	0.69	8.6		271	8	7⅞	8	+⅛
8	7⅞	PutnamPrem	0.66	8.7		318	7⅞	7½	7⅞	+⅛
35⅞	32⅞	QuakrO	1.14	3.2	12	4600	35⅛	34½	35⅛	+⅞
18½	12⅞	Quaker St	0.40	2.6	30	181	15¾	15¼	15⅞	-¼
23⅞	18¼	Quanex	0.60	2.6	10	207	23¼	22⅞	23¼	+⅛
36¼	30⅞	QuestMd D	1.20	3.4	27	384	36½	35¼	35⅞	-⅛
12⅛	11⅞	QuestMd P	1.20	10.2		132	11⅞	d11¼	11¼	
35¼	30⅞	Questar x	1.18	3.6	14	190	33⅛	32⅞	32¼	-¼
36	20½	Quick R'ty x	0.26	0.8	12	356	34⅛	33⅞	33⅞	-⅛

- R -

1996 High	Low	Stock	Div	Yld %	P/E	Sls 100s	High	Low	Close Quote	Chg'ge Prev. Close
25¾	22⅞	RLI Corp	0.56	2.4	23	105	23⅞	23¼	23¼	-⅛
11⅞	8½	ROCTaiwan	0.39	3.9		5404	10⅛	10	10	
26⅞	21⅞	Ralcorp			26	2889	24⅞	24½	24⅞	+⅛
69	56	RalsP	1.20	2.0	22	1891	62	61⅛	61⅛	-⅞
16½	4½	RancoGr	0.32	2.0	31	317	d16½	16⅛	16⅛	-⅛
80½	52	Raychm	0.40	0.5	35	5300	75⅛	74⅞	74⅞	-⅞
23⅞	19	RayJames F	0.36	1.7	8	128	22⅞	22⅞	22⅞	+⅞
38⅞	33⅛	Rayonier	1.16	3.1	7	287	37⅞	37½	37½	
54⅞	45	Raythn	0.80	1.5	16	2973	53⅛	52⅛	53⅛	+¼
51⅞	40½	ReadersD A	1.80	4.2	77	1543	42⅞	41⅞	42⅛	+⅛
26⅛	14⅛	ReadBates			46	3238	22⅞	21½	22	-⅛
31⅞	25⅛	Reebok	0.30	1.0	15	5325	31	29	30⅛	+1¼
8⅛	7⅛	Reliance	0.32	4.1	9	382	7⅞	7⅞	7⅞	-⅛
51⅞	41⅞	Relisr	1.00	2.3	8	198	43⅞	42⅞	42⅞	
39⅞	32⅞	Repsol ADR	0.98	2.8	10	1011	34⅛	34	34	-⅛
63⅞	56	Repub N Y	1.52	2.4	13	677	63½	63	63⅛	
31⅞	24½	Revlon A			55	1615	u31⅞	30⅞	31⅞	+⅞
17⅞	12⅛	RexStr			19	212	15⅞	15⅞	15⅞	-⅛
14⅞	11⅞	Rexel			18	216	u14⅞	14⅛	14⅞	+⅛
14⅛	9⅛	Rexene Cp	0.16	1.4	4	343	12	11⅞	11⅞	-⅛
51⅛	36⅛	ReynRA	0.48	1.0	25	411	50⅛	49⅞	49⅞	-⅛
61⅞	49	ReynM x	1.40	2.6	12	1385	54⅞	53½	54	-½
66⅞	50½	RhoneP Rr	1.28	2.0	25	1037	64⅞	63⅞	64⅞	+1
34½	28⅞	RiteAid	0.74	2.5	15	1188	29⅞	29⅛	29⅞	-⅞
35⅛	29	RJR Nb	1.85	5.6	20	8768	33⅛	33	33⅛	+⅛
24⅞	7⅞	RMI Tt			187	247	20⅛	19⅞	20⅛	+⅛
60⅞	39	Robert Hal			37	109	56⅞	56⅛	56⅛	-⅞
23⅛	19⅞	RochGE	1.80	8.9	10	629	20⅛	20⅛	20⅛	-⅛
63⅞	51½	Rcwell	1.16	2.0	15	10835	58⅞	58½	58⅞	+2⅞
2½	1⅛	Rodn&Reps			0	87	2⅛	2	2	
74⅞	63⅞	RohmH	1.84	2.4	14	576	68⅞	67⅞	67⅞	-⅛
21⅞	14⅞	Rohr			44	360	21⅛	20⅞	21⅞	-⅛
3⅞	2	RollinsEnv	0.10	2.9	6	911	3⅛	3¼	3½	+⅛
24⅞	20⅛	Rollins	0.58	2.6	21	178	22⅞	22⅞	22⅞	-⅛
11⅞	10	RollinsTrL	0.18	1.7	14	164	11	10⅞	10⅞	
25⅞	18¼	Rowe	0.88	3.5	33	1460	25	24⅞	25	+⅛
16⅞	8⅞	Rowan			216	1953	15⅞	15⅛	15⅞	+⅛
27⅛	23⅞	RoyBkScot	2.81	10.5		44	26⅞	26⅞	26⅞	+¼
154¼	133⅞	RDutch	4.77	3.2	18	4296	151⅛	149⅞	150	-⅞
12⅞	11¼	Royce Val	0.03	0.2		189	u12⅞	12½	12⅞	
30⅞	25⅛	Rubrmd	0.56	2.0	30	1763	28⅞	28	28	-⅛
14⅞	10⅞	Ruddick	0.28	2.1	16	1948	14½	13⅞	13½	-⅛
18⅞	12⅛	RussBerrie	0.60	3.6	18	189	17⅛	16⅞	17⅛	+⅛
29¼	23½	RussCp	0.48	1.7	19	212	27⅞	27¼	27⅞	-⅛
30	22⅞	RydeS	0.60	2.1	18	2261	29⅞	29	29⅞	-⅛
17⅛	13⅞	Ryland Grp	0.60	3.7	58	143	16½	16⅞	16⅞	

- S -

1996 High	Low	Stock	Div	Yld %	P/E	Sls 100s	High	Low	Close Quote	Chg'ge Prev. Close
15⅞	11⅞	S Anita Rt	0.80	6.3	4	122	12⅞	12½	12⅞	-⅛
69½	51⅛	SPS Ts	1.28	2.1	22	55	61¼	60⅛	61⅛	
10⅛	8	Sabine Rx	1.09	11.5	8	62	9⅞	9½	9⅞	
94⅞	42⅛	Safeg'd Sc			75	640	88⅛	86½	88⅛	
17¼	13⅞	SftyKl	0.36	2.2	17	2458	17	16½	16⅞	
36⅞	22½	Safeway			25	4827	34⅞	33⅞	34⅞	+⅛
18⅛	11½	Safewaywgs				8	18⅛	18	18	
60⅞	53⅞	StJoeCorp	0.20	0.3	15	21	64	63¼	63⅞	
35½	28⅞	StJoeLdP	1.88	5.8	12	58	32¼	32⅞	32⅞	-⅛
60⅞	50⅛	StPaul	1.76	3.3	8	678	53½	52⅞	52⅞	-⅛
5⅛	3⅞	Salant Crp			36	188	4	3⅞	4	+⅛
86⅛	63¼	SallieMae	1.60	2.2	12	2412	75⅛	74⅞	74⅞	-⅛
14⅞	13⅛	Salomon Br	0.32	2.2	30	287	14⅞	14½	14½	-⅛
44⅛	34⅞	Salomon	0.64	1.5	7	2806	42½	41⅛	41⅞	-½
12⅛	9⅛	SanteFeEn	0.16	1.3	52	1084	12	11⅞	12	
18¼	12⅛	SFeGd x	0.05	0.3	58	6361	16⅛	14⅞	15¼	+¼
38⅛	34⅞	SFePPips	3.00	8.3	17	84	36	35⅞	36	+⅛
35½	28⅞	SaraLee x	0.76	2.3	19	6614	33⅞	33¼	33⅞	-⅛
60¼	48⅛	SBC Cm	1.72	3.5	15	10974	49⅞	48⅞	48⅞	+⅛
28⅞	25⅛	Scana Corp	1.47	5.6	14	595	26⅞	26	26⅛	-⅛
8⅞	6⅞	SchwlkA	0.26	3.1	26	20	8⅞	8⅛	8⅞	+⅛
48⅞	37⅞	SchrnrRP			33	1242	42	41⅞	42	+⅛

Continued on next page

NYSE PRICES

4 pm close May 31

Continued from previous page

1996 High	Low	Stock	Div	Yld %	P/E	Sls 100s	High	Low	Close Quote	Chng Prev Close
63¾	50½	ScanPt	1.32	2.3	23	7094	59⅛	58½	58⅝	-⅛
81⅝	65⅜	Scrtnb x	1.50	1.8	29	5924	84⅞	83⅛	83⅝	-1⅛
14½	9⅜	Scttr			3	1625	11⅞	11⅝	11⅝	-⅛
27⅞	18⅝	Schwb(C)	0.16	0.7	24	3322	24¼	24⅛	24¼	-½
28⅞	22⅜	SchwMaud			14	120	28⅛	27⅞	28	
20⅞	13⅛	ScRtl x	0.06	0.3	48	1586	18¾	18⅝	18⅞	-⅛
21	17	Scotsman	0.10	0.5	12	115	20⅝	20⅜	20⅜	-⅛
45⅛	38½	Scripps x	0.52	1.2	28	898	u45½	44½	44½	-⅛
18⅛	14½	ScudderNAF	0.02	0.1		77	15	14¾	15	
12½	11	ScudderNEsF	0.16	1.3		263	12⅜	12⅛	12¼	+⅛
19¾	16	SeaCaB	0.70	3.7	2	z100	18⅞	18⅞	18⅞	
16	15	SeaCt.4625	1.46	9.7		6	15	d15	15	
67¾	44⅝	S'gate			22	7787	59⅞	58	58⅜	+⅞
38⅝	31⅜	Seagrm	0.60	1.7	23	2378	34¾	34⅜	34⅝	-⅛
24⅝	17⅛	Seagull En			15	260	22⅞	22½	22½	-⅞
38⅛	28	Sealed Air			28	534	35½	35	35½	
53¾	38¼	SearsR x	0.92	1.8	14	5765	51⅛	50½	50⅞	
22⅞	19¾	SecCapSBI	1.24	5.6	22	2216	u22⅞	22⅛	22¼	+⅛
13	11⅞	Seligm Sel	0.84	6.5		8	12⅞	12¾	12⅞	+⅛
23¼	13⅞	Sensormat	0.22	1.2	15	2481	18¼	17⅞	17⅞	+⅛
41	29½	SequaA	0.60	1.5	107	193	u41	39⅞	40⅞	+2
42¼	39	SequaB	0.50	1.2	111	45	u42¼	41½	42¼	+⅞
57⅛	39⅞	ServCp	0.48	0.9	29	3151	56½	55⅞	55⅞	-⅛
33½	29⅛	SvMstr	1.02	3.2	14	217	32⅞	32⅜	32⅜	-⅜
6	4½	ServMerch			10	2416	5⅝	5⅜	5⅜	-¼
48¼	28½	SGSThm			9	2774	42⅞	41¾	42	+½
15⅛	10⅝	Shaw Ind	0.30	2.3	39	1044	13⅛	13	13	-⅛
12⅞	10⅝	Shelby Wil	0.28	2.5	14	62	11½	11⅜	11⅜	-⅛
87	78⅝	ShellTr	3.28	3.8	17	632	86⅝	85¾	86⅛	-⅛
47	39	SherW x	0.70	1.6	19	820	45½	44¾	44⅞	-⅝
13⅞	7⅞	Shoneys			13	529	12⅝	11⅞	12¼	+¼
33⅝	21	Showboat	0.10	0.4	41	1825	28	27⅞	27⅞	-1⅛
25½	22⅜	Sierra Pac	1.18	5.0	11	188	24⅛	23¾	23¾	-⅛
8	5⅜	SignalApp			1	6	5½	5½	5½	+⅛
27¼	21⅜	Signet Bnk	0.80	3.1	15	704	25⅜	25⅜	25⅞	-¼
30⅝	21¼	SiliconGr			22	5983	28⅞	27¼	27½	-⅞
9¼	7⅜	Sizeler x	0.88	10.2	34	53	8¾	8⅝	8⅝	
4¼	2⅝	Sizzler	0.16	4.3	41	916	3⅞	3⅝	3⅝	-⅛
26⅝	19¾	Skyline	0.60	2.3	15	421	26	25½	25⅞	+⅜
11⅞	6⅝	SL Inds	0.06	0.6	14	217	10¼	10	10¼	+⅛
⅞	⅛	SmartCom	0.10	24.6	0	140	13/32	⅜	13/32	
33⅞	19⅞	Smithin			26	713	31⅞	31	31½	+⅛
56¼	48⅞	SKBchm x	1.23	2.4	25	3703	51⅞	50¾	51	
31	22⅞	Smiths Fd	0.60	2.6	11	555	23½	d22⅞	23⅛	-⅜
22½	19⅞	Smucker J	0.52	2.6	18	73	20⅜	20⅜	20⅜	-⅛
49⅞	42¾	SnpOnT	1.08	2.2	16	829	48⅝	48	48⅛	-¼
50⅝	32½	Solectron			21	1549	43⅞	42⅝	43⅝	-½
45⅜	31⅛	Sonat x	1.08	2.5	18	2416	42⅝	42⅜	42⅜	-⅜
28⅞	25¾	Sonoco	0.66	2.4	16	314	27⅞	27⅜	27⅜	-¼
68¼	57⅜	Sony	0.41	0.6	50	112	64⅜	63⅞	64⅛	+¼
15⅞	12½	Sothebys	0.32	2.2	25	330	14⅜	14⅛	14¼	-¼
45⅞	40¼	Source Cap x	3.70	9.1	405	52	40⅝	40½	40½	
41	35¾	SouthCarS%	2.50	6.7		2	37⅜	37⅛	37⅛	
23¾	20⅞	StnJerslnd	1.44	6.3	12	70	22⅞	22⅝	22¾	-⅛
24⅞	18	Stndwn	0.40	1.7	10	289	23½	23⅛	23⅛	-⅛
22⅞	18¾	SCaWR	1.22	5.5	13	146	u22⅞	21⅞	22¼	+1⅛
29⅞	25⅜	StnIndCp	0.92	3.1	11	932	29⅞	29⅛	29¼	-⅛
25⅞	21¼	SdnCo	1.26	5.4	13	6085	29½	23	23⅛	-½
45⅞	37½	SNETel	1.76	4.1	16	415	44⅛	43⅛	43⅛	-1
33¼	22⅛	SWAir x	0.04	0.2	19	5011	27⅜	27⅛	27⅜	-⅛
18⅝	15⅜	SouthWGas	0.82	4.8	27	1253	17¼	16⅞	17¼	+⅛
14⅞	10⅝	SouthWEngy	0.24	1.7	25	231	d14⅛	13⅞	14¼	+¼
34½	30⅝	SouthWnPSv	2.20	7.2	10	142	31	d30⅝	30⅝	-⅜
9¾	8⅝	Spain Fund	0.46	4.8		39	u9¾	9⅝	9⅝	
4⅝	3¼	Spartom Gp			4	41	u4⅝	4⅞	4½	+⅛
14	9¾	SpheraD	0.04	0.4	5	5	9¾	d9⅛	9¾	
48⅛	39⅞	Sprlng	1.32	2.8	12	94	46½	45⅞	46⅝	
45½	34¾	Sprint	1.00	2.4	14	6161	43¼	41⅞	42⅞	-⅝
27¼	13⅝	SPX	0.40	1.5	191	210	27	26½	26¾	+¼
10¼	7 13/16	Std Comm	0.40	4.4	2	22	9⅛	9⅛	9⅛	
43½	36⅝	StFedBnc	0.78	1.9	10	137	39⅞	39¼	39⅜	-⅛
17⅝	12⅝	Std Motor	0.32	1.9	13	87	17⅛	16⅝	17	+⅜
7⅜	5⅜	StandPacLt	0.12	1.7	7	642	u7⅞	7¼	7¼	+⅛
28¼	16⅞	StdPrd	0.68	2.5	113	240	27⅞	27	27¼	+⅛
32⅞	25⅞	Standex	0.72	2.7	11	223	26¾	26½	26⅝	+⅛
32⅞	26¼	Stanhome	1.06	3.7	13	81	29¼	29	29	+⅛
65⅝	48⅛	StnWk	1.44	2.4	44	813	60⅞	59⅝	60⅝	
69⅞	58⅛	StarBnc	1.88	2.7	14	407	u69⅞	69½	69½	
26⅞	23¼	Starrett	0.72	2.8	11	83	25⅞	25¾	25¾	-¼
52¼	41⅞	StateStBo	0.72	1.4	16	834	52½	52⅛	52⅛	
13⅝	10⅞	StetgBcrp	0.32	2.8	11	137	11⅝	11	11⅞	+¼
13⅛	7⅞	SterlgChem	0.08	0.7	8	511	11⅛	11⅛	11½	
19⅛	14½	StrlEl			10	154	15⅛	14⅞	15⅛	+⅛
81⅞	48⅞	StrlgSwre			10	4879	u81⅞	78⅞	80½	+2
8⅛	6⅛	Stifel Fin	0.12	1.5	57	278	8	7⅞	8	
37⅞	32	Stone&Web	0.60	1.7	30	48	35⅜	34⅞	35	+⅜
17⅞	12⅜	Stone Cont x	0.60	3.9	3	3268	15⅞	15⅛	15½	+⅛
33¼	21½	Stop Shop			25	1146	u33¼	33⅛	33¼	+¼
36½	22	StrTch			15	12174	34⅝	33¼	34⅛	+1⅝
34⅞	25⅛	Stratus			32	832	30½	29½	29½	-¼
10⅞	6½	StrideRite x	0.20	2.2	37	5074	9	8⅞	9	+⅛
50½	27⅝	Sturm Rger x	1.50	3.2	23	438	49⅛	48⅝	49⅛	+½
40⅛	34	SummitBcp			17	917	37	36⅞	36⅞	-¼
4⅜	3⅝	Sun Energy	0.27	6.8	12	61	4⅛	4	4	
58¼	44⅛	Sunamr	0.60	1.1	16	484	56¼	55⅞	56	+¼
41⅝	33¼	Sndstr x	0.68	1.9	17	2013	35¾	35⅛	35¼	-⅜
11⅞	10⅞	SnsrceA x	1.10	9.7	10	42	11⅛	11⅛	11⅛	
39½	32	Sunst	0.80	2.2	14	1222	37⅞	36⅛	36½	-½
13¾	10¼	Super Food x	0.40	3.3	14	62	12¼	12⅛	12¼	
28	23⅞	Superior	0.24	0.9	17	194	27⅝	27⅛	27⅝	-⅛
33	30⅛	Supval x	0.96	3.2	12	609	31⅛	30⅞	31	-⅛
22⅞	20¼	Swiss Helv	0.38	1.8		69	21	20⅞	20⅞	
48	31⅞	Symbol Tec			23	1368	44	43¼	43¼	-1
8⅞	7⅛	Syms Corp	0.20	2.5	13	5	7⅞	7⅞	7⅞	
25⅛	17½	Synovus Fn	0.44	1.9	21	224	23⅞	23	23	-½
35¼	28½	Sysco	0.62	1.8	23	3693	34½	34	34⅛	-⅜
		- T -								
5	3⅞	TCBY Enter	0.20	4.8	6	198	4½	4⅜	4⅜	-⅛
38	28⅞	TCF Financ	0.75	2.2	18	778	34⅞	34⅛	34⅛	-⅜
9⅝	8¼	TCW Conv S	0.84	9.7		41	8¾	8⅝	8⅝	
58½	48⅛	TDK Corp A	0.45	0.8	49	2	58⅞	58⅞	58⅞	+¼
1¾	13/16	T I S Mtge	0.08	8.0	2	265	1⅛	1	1	
36	17	TJX	0.28	0.8	87	1984	35¼	34⅞	35⅛	+⅞
28¼	18½	TNP Enterp x	0.88	3.3	8	81	27	26⅞	26¾	-⅛
96½	74⅞	TRW	2.20	2.3	14	1148	95	94⅛	94¼	
25⅞	19½	Taiwan Fd	0.03	0.1		572	22½	22⅛	22⅜	+½
8⅝	6½	Talleyind	0.42	5.2	12	121	8⅛	8⅛	8⅛	
20⅞	15¾	Talley Pf	1.00	5.3		8	19	18⅞	18⅞	-⅛
52¼	45½	Tmbrds x	1.84	4.0	19	2036	48⅞	48⅛	48⅛	-½
15⅛	8⅝	Tandem			825	1532	12⅝	12½	12½	-⅛
43⅞	34⅛	Tandy	0.60	1.5	19	5087	55	53	54	-⅝
10¾	9⅞	Taurus Mun x	0.65	6.3		49	10⅛	10¼	10¼	
2¾	2	TCCInd			20	35	2⅛	2⅛	2⅛	
27	23	Teco Energ	1.12	4.7	14	671	24	23⅞	23⅞	-⅛
49⅛	30½	Tktrnx	0.60	1.5	12	1817	38¾	37⅞	38	-⅛
30⅝	23⅝	TeleDs	1.16	4.7	10	3152	24⅞	24½	24⅞	+¼
40⅛	24	Teldyn	0.74	2.0	13	1861	38⅛	37⅝	37¾	

1996 High	Low	Stock	Div	Yld %	P/E	Sls 100s	High	Low	Close Quote	Chng Prev Close
54⅜	42¼	TeleEspSA	1.37	2.6	10	17087	52⅞	52¼	52⅜	+⅛
38⅛	28¼	Telmex	0.92	2.8	10	18646	33⅛	32⅞	33	-⅜
51⅞	39⅞	Tmpinl x	1.20	2.4	10	528	49½	49⅛	49¼	-⅛
21⅞	18⅞	TempltEmMk	0.27	1.4		65	19⅛	19⅝	19⅝	
7⅛	6¾	TempltGlob x	0.60	8.7		179	6⅞	6⅞	6⅞	
7½	6¾	TempltGIFd	0.60	8.7		412	7	6⅞	6⅞	
58½	47⅞	Tenneco x	1.60	3.3	8	2460	54⅞	53⅞	53⅞	-¾
39¼	34⅞	Teppco Pts	0.28	0.8	11	20	36⅞	36⅜	36⅞	+⅛
27⅝	16	Teradyne			9	3740	21	20⅞	20⅛	-⅝
9¼	4⅛	Terex	0.06	0.7	2	245	9	8¾	9	
14¼	11	Terra Inds x	0.16	1.2	7	4167	13⅝	13½	13½	-⅛
11⅝	8	Tesoro			4	608	u11⅝	11⅛	11¼	-⅜
88¾	76½	Texaco	3.20	3.8	34	3738	85½	83½	83¾	-1¼
68¼	50⅛	Texas Ind	0.40	0.6	9	154	63	62½	62⅝	+⅞
59⅝	42¾	Txinst	0.68	1.2	10	19265	59⅞	55⅞	56¼	+1⅛
32½	25⅞	Texas Pac	0.40	1.3	29	27	30½	30⅛	30½	+½
42⅞	38½	TxUtl	2.00	4.9	104	3221	41½	40¼	40⅜	-⅜
3	2¼	Texfi Inds	1.10	48.3	15	220	2⅜	d2¼	2⅜	
89	69⅛	Textrn	1.78	2.1	18	2206	85½	84½	84¾	-⅜
5½	3½	Thackeray			9	19	3½	d3½	3½	-⅛
17	13¾	Thai Cap	1.90	13.5		91	14¼	14⅛	14⅛	-⅛
27⅛	21⅝	Thai Fund	0.11	0.5		720	24⅜	24⅛	24⅜	-⅛
65⅝	45⅝	ThermoElec	0.12	0.2	38	1184	64	62¾	63⅛	+⅞
44⅝	32⅝	Thiokl x	0.68	1.7	7	490	41¾	41⅝	41⅝	-⅜
40½	35½	ThBetl	1.12	2.9	18	852	38⅞	38¼	38½	-¼
23⅞	18¼	Thomas Ind x	0.40	1.9	17	49	20⅜	20⅝	20⅝	
25½	21½	360Com			231	1759	23⅛	23	23⅛	-½
		- T -								
49½	29⅞	Tidwtr	0.50	1.2	33	1486	41¾	41⅝	41¼	-½
78¼	49⅞	Tiffany	0.40	0.5	29	584	78⅛	73⅞	75⅞	+⅜
45¼	37¼	TmWarn x	0.36	0.9	62	6312	41½	40¼	40⅝	-⅜
46	30⅝	TmMirA x	0.40	0.9	14	801	44⅞	43¼	43⅝	-⅞
47⅝	37⅞	Timkn	1.20	3.0	11	674	39½	39¼	39⅜	
7⅜	5⅜	TitanCp			15	664	6⅞	6½	6⅞	+⅜
12⅛	11⅞	Titan Pf	1.00	8.8		4	11⅜	d11⅜	11⅜	-⅛
7⅜	5⅞	Todd Shp			18	2	u7⅜	7⅜	7⅜	-⅛
10¾	8⅝	Tokheim Co	0.56	5.9	38	210	9¾	9½	9½	-⅛
22½	16⅞	Toll Bros			11	1203	17	16½	16⅞	-⅛
55⅞	32⅝	TorchHr			49	5418	u55⅞	53⅛	55	+3⅛
40⅞	34¼	Tootsie Rl	0.29	0.8	19	62	36⅞	35	35⅛	
49⅞	41	Tchmrk	1.16	2.7	20	383	43	42⅝	42⅞	-¼
36¼	30⅞	Toro Corp	0.48	1.5	11	502	31⅝	30⅞	31⅝	+¼
54	37	Tosco	0.64	1.3	17	630	50⅞	49½	49½	-⅞
27⅞	11½	TotalSyst	0.05	0.2	120	152	25⅞	25¼	25¼	-⅛
30⅞	20½	TysRUs			54	10281	29⅞	29	29	-½
26	23¼	Transamlnc x	1.92	8.1	10	34	23⅞	23⅝	23¾	
82⅝	71	TrAm	2.00	2.5	11	677	81	79⅛	81	+⅛
75¼	62¾	Transatlan	0.48	0.7	10	572	64⅞	64	64¼	-⅞
11½	9¼	Transcnt R	0.28	2.8	9	z100	10	10	10	
11	6¼	Transpro	0.20	2.7	6	101	7⅝	7½	7½	-⅛
19¾	12½	Transtech	0.26	1.3	13	40	19⅝	19¾	19⅝	+⅛
47	37¾	Travir	0.60	1.4	10	9520	42	40⅞	41½	-⅛
36	20½	Tredegar	0.24	0.8	11	92	32⅛	31⅞	32	+⅞
36	33⅞	TriCont2.5	2.50	7.5		z100	33⅜	33⅜	33⅜	
14⅞	10⅞	Triarc			8	295	12⅞	12¼	12⅛	-⅛
75¼	56⅝	Tribune x	1.20	1.6	14	577	75	73¼	74⅛	-⅞
24⅞	22⅝	TriCon	0.68	2.8		478	24¾	24½	24⅝	-⅛
36	30¾	Trinity	0.68	2.0	12	983	35⅛	34⅝	34⅝	-½
36	27¼	Trnova	0.80	2.4	10	874	33¼	32⅞	33	+½
59⅞	47⅞	TrinA	0.10	0.2	58	1879	49⅛	d47⅞	48	-1⅛
27⅞	18¼	TrueN	0.60	2.3	19	80	26	25⅞	25⅞	
14⅞	13¼	Tucson El			23	883	14⅞	14⅝	14⅞	
5⅝	3⅞	Tultex Crp	0.20	3.7	23	1124	5⅜	5⅛	5⅜	+⅛
7	5⅞	Turkish In	0.12	1.9		145	6¼	6	6⅛	
20⅝	15⅞	Twin Cent	0.64	3.9	12	131	16½	16⅛	16½	+⅛
25½	21⅞	Twin Disc	0.70	3.0	10	11	23⅞	23⅝	23⅝	-⅛
41⅞	32⅞	Tyco L	0.20	0.5	21	5058	40	38⅞	38½	
7	3¾	Tyco T	0.10	1.9	5	674	5⅝	5¼	5⅜	
3	2⅛	Tyler			3	342	2¾	2½	2¾	+⅛
		- U -								
7⅞	6¼	URS			11	25	7½	7⅜	7½	
52	50	USF&G 4.1	4.10	8.1		8	50½	50⅛	50½	
30½	24	USG			27	1357	28	27⅛	27⅞	-¼
35⅞	30⅜	UST x	1.48	4.5	14	4151	34⅛	33	33	-1⅛
60⅞	39½	UAL			10	1387	57⅞	56⅝	57⅝	-½
24⅞	20⅛	UBI Corp x	1.42	6.1	30	424	24	23⅞	23⅞	-⅛
9½	5⅝	UNC Inc			64	240	9⅛	9	9	-⅛
35⅞	26	Unicom	1.60	5.8	8	4079	27⅞	27⅛	27⅞	-⅛
28¼	21¼	UniFi Inc	0.52	1.9	21	1338	28	27⅞	27⅞	-¼
25¼	16⅝	Unilest	0.12	0.5	21	21	23⅞	22⅞	22⅞	-¼
87	72¼	Unilvr	1.90	2.5	15	7	76	75½	75½	+⅜
146⅞	130⅛	UniNV	3.14	2.3	16	2288	135½	134⅝	134⅞	+⅜
55⅞	44⅞	UnCamp x	1.80	3.4	9	1162	53	52⅝	52⅝	-⅜
49⅞	36⅝	UnCarb	0.75	1.7	7	5507	43½	42⅝	43⅛	+⅛
21¼	19¼	Union Corp			182	27	19⅞	19⅝	19⅞	-⅛
58	49	UnEl 3.50	3.50	7.1		z50	49	d49	49	
68	62	UnEl 4.50	4.50	7.3		z100	62	d62	62	
44⅛	38⅛	UnElec	2.50	6.3	13	2719	39⅝	39¼	39⅜	-⅛
73⅛	64⅛	UnPac	1.72	2.5	15	2451	70⅛	69½	70⅛	+¼
32	20¾	UnionPlant	1.08	3.5	10	431	30⅞	30½	30⅝	-⅛
20¼	17⅛	UnionTexas	0.20	1.1	15	1150	18⅞	18⅝	18⅝	-⅛
9	5½	Unisys				12495	8⅛	8⅛	8⅛	
7⅞	4	Unit Corp			35	136	7¼	7⅛	7⅛	-⅛
50¼	36⅞	UtdAsset	1.28	2.6	22	948	u50¼	49¼	50	+⅝
15⅞	14	UtdDomRty	0.96	6.6	28	371	14⅞	14⅝	14⅝	
24⅝	20½	UtdDomind	0.20	0.8	19	193	23⅞	23⅝	23⅞	+⅛
66	51⅞	UtdHlthcre	0.03	0.1	32	7255	55	53⅞	54⅞	+1¼
40	35½	UtdIlumn	2.88	7.8	9	223	37⅛	36⅝	36⅞	
8⅝	4¾	UtdIndust	0.20	3.2	82	150	u8⅝	8¼	8¼	+⅛
12¾	11¾	UtdKgdmFnd	0.39	3.1		28	u12¾	12⅜	12⅝	
15¾	13⅞	UParkCity			50	14	14⅛	14	14⅛	+¼
20¼	15⅞	USAir	0.12	0.6	12	3793	19¾	19⅛	19¾	+¼
17⅞	14⅛	USF&G	0.20	1.2	9	2484	16⅛	15¾	16	-⅛
35⅛	24⅝	US Filter			51	2242	u35⅛	33¾	34⅞	+1
29⅞	22⅞	UShome			8	406	26⅛	25¾	25¾	-⅛
33¾	26⅞	USLICp	0.93	3.1	9	379	30⅛	29⅞	30	-¼
37⅝	19¾	USSurg x	0.08	0.2	29	9457	34⅞	34⅛	34⅛	-⅝
118	80½	UtdTec x	2.20	2.0	16	2596	109⅞	107½	109⅞	+½
13½	12	UtdWater	0.92	6.9	20	47	13⅜	13¼	13⅜	-⅛
29⅝	23⅞	Unitrode			18	78	28⅞	28⅛	28⅝	+⅜
40⅞	32⅞	Univ Foods	1.00	2.8	20	148	35⅝	35⅛	35⅛	
20	17⅞	Univ Hlth	1.68	8.7	12	52	19½	19⅛	19⅛	-¼
12¾	10⅛	Univar Crp	0.30	2.4	45	193	12⅞	12	12⅞	
28⅞	22¼	Unvl Crp	1.02	4.0	17	481	25⅝	25⅞	25⅝	-⅛
34⅞	27⅞	Unocal	0.80	2.5	29	3932	32⅜	32⅛	32⅜	-⅛
63	54⅜	UNUM	1.10	1.9	14	1152	59¼	58⅞	59	-¼
23½	17⅛	US Ind			60	126	22	21¾	21¾	-⅛
37½	30⅞	USWest	2.14	6.6	13	4274	32⅞	32½	32⅝	-⅜
23	17⅝	USWMM			69	4039	18⅞	18⅝	18⅞	
30	17⅛	USA WstSv			34	1618	u30	29¾	29½	-½
10⅞	9⅛	USLIFE Inc	0.80	8.4	0	121	9½	9⅜	9½	+⅛
22⅞	17¼	USX M	0.68	3.1	121	6226	22	21⅝	21⅞	-⅛
37⅞	30	USX US	1.00	3.2	9	2530	31⅞	30⅞	31	-⅛
14⅝	10	USX Delh	0.20	1.5	137	177	13⅞	13⅝	13¾	+⅜
30¼	27¼	Utilcorp x	1.76	6.4	15	360	27⅝	d27¼	27⅜	-¼

1996 High	Low	Stock	Div	Yld %	P/E	Sls 100s	High	Low	Close Quote	Chng Prev Close
		- V -								
61¼	47⅝	VF Cp	1.44	2.4	25	1192	61	59⅞	60⅞	+¾
29	22⅛	VlaroE	0.62	1.9		363	27⅞	27½	27½	-⅛
7⅜	5⅞	Valhi Inc	0.20	2.9	15	59	7	6⅞	7	
29⅞	21	ValueHlth			84	430	27⅝	27	27¼	-⅜
11⅝	9⅞	VnAmCapMT	0.72	7.3		171	10⅛	d9⅞	9⅞	-⅛
6⅞	6¼	VanAminH	0.70	10.8		50	6⅝	6½	6⅝	+⅛
9½	8⅝	VnAmLtdH	0.96	10.6		22	9	8⅞	8⅞	
20	18⅛	VKmpCapBd				32	18⅞	18¾	18¾	-⅛
21⅞	20½	VKmpAmCov				22	21⅛	21	21	
7⅝	7⅛	VKmpCPSBI	0.64	8.7		47	7⅜	7⅜	7⅜	+⅛
17⅝	8⅝	Varco Intl			35	1964	18⅞	18¼	18⅝	-⅛
62⅞	43¼	Varian	0.32	0.6	13	2218	58	56⅝	57	-⅝
50⅞	32⅛	Varity			16	13376	u50⅞	48⅞	49⅞	+3⅛
38⅞	29¾	Vencor			117	3421	32	30⅞	31⅝	+1¼
14⅛	13	Vestaur	1.08	8.2	0	23	13⅛	d13	13⅛	+⅛
76	70	VaE&P5.00 x	5.00	6.6		2	u76	75⅞	76	+⅝
32½	22¼	Vishay Int			16	4965	28⅞	27⅞	27⅞	-⅜
35⅜	24⅞	Viva Inc			30	998	34⅞	34	34⅛	-¼
40⅞	32⅛	Vodafone	0.56	1.4	31	665	39¾	39⅛	39⅝	+¼
11¼	8⅝	Volunteer			12	23	10⅞	10⅝	10⅞	
27⅞	25	Van Cos			22	798	36⅞	36⅞	36½	-½
38⅞	35⅝	Vrnado	2.44	6.3	16	38	38½	38¼	38½	+¼
58⅞	53⅞	VulcnM x	1.68	2.9	12	216	57⅞	57¼	57½	-⅛
		- W -								
24⅞	15½	WMS Ind			23	1545	22⅞	21⅞	22	-¼
32	28⅝	WPL Hldgs	1.97	6.5	13	139	30⅞	30¼	30¼	-⅛
29	17⅞	Wabsh Inc			11	1056	27⅛	26⅞	26¾	-⅜
48⅞	40⅞	Wchva	1.44	3.4	12	822	42⅞	42⅝	42⅞	+⅛
31	18¼	WackhutA	0.26	1.0	48	81	27⅜	27¼	27¼	-¼
4⅛	2⅞	Wainoco			6	336	3⅜	3⅜	3⅜	
36⅜	28⅛	Walgrn x	0.44	1.4	22	2755	32½	31⅞	31⅞	-⅜
61¼	52⅞	WallaceCS x	0.86	1.4	19	622	60¼	60	60	-⅛
26	19⅛	WalMrt	0.21	0.8	21	26274	u26	25½	25⅞	+⅜
57¼	44⅞	WrdLam	1.38	2.5	19	4510	58⅛	54⅞	56	+⅜
20⅝	18⅞	WshEnergy x	1.00	5.3	12	235	19	18¾	18¾	-⅛
22½	20	WashGL	1.14	5.6	10	165	21⅛	20¼	20⅜	-½
30½	25⅛	WashNat	1.08	4.1	10	212	26¾	26½	26½	-⅛
315	276¾	WashPB	4.80	1.5	18	33	u315	312¾	312¾	-2¼
11	8½	WashConst	0.10	1.0	45	734	10⅝	10⅜	10⅝	-⅛
44⅝	29	WatJn x	0.48	1.6	8	683	30⅝	30¼	30⅝	+½
5¾	1⅞	Waxman Ind	0.08	1.7	2	80	4⅞	4⅝	4⅝	-⅛
37¾	26	WthrdEnt			131	850	32⅜	31½	31½	-1
20¼	16¼	Webb (Del)	0.20	1.1	35	906	18	17⅞	17⅞	-⅛
39⅞	34¼	Weingarten x	2.48	6.7	21	270	37⅞	37	37⅛	-½
4¾	3⅝	Welrton St	0.64	18.5	8	226	3⅞	3¾	3⅞	
30⅞	27¾	WelsMk	0.84	2.8	18	74	30¼	30⅛	30⅛	
24⅞	18	Wellman	0.32	1.4	12	188	23	22⅝	22⅝	-⅜
267½	202¼	WellsF	5.20	2.2	11	2319	244¼	240⅞	241	-1⅞
22½	16⅞	Wendys	0.24	1.3	19	2093	18	17⅞	18	+⅛
25	22⅛	West Co	0.52	2.1	33	38	u25	24¾	24⅞	
16⅛	14⅝	Westcst E	0.92	6.1	16	328	15⅛	14⅞	15	-⅛
65½	49⅞	Wstas			32	429	62¾	61⅛	61¼	-1⅞
29	16⅛	WDigital			14	4627	28⅞	24¾	26	-⅞
16⅞	11¼	WestnGas	0.20	1.3	30	100	14⅞	14¾	14⅞	
34⅞	28	Wstn Res x	2.06	7.1	10	1061	29⅞	28⅞	28⅞	-⅝
21	18⅜	WstgE	0.20	1.1	37	8533	18⅝	18¼	18⅝	+⅛
4¼	2½	WstrnCoal	0.32	8.0	0	36	4⅛	4	4	-⅛
24⅞	21½	Westpac	1.18	5.1	11	21	23¼	23⅛	23⅛	
33⅛	26⅝	Westco	0.88	2.8	11	1020	32	31⅞	32	
49⅞	40	Wymer	1.60	3.5	12	3450	46⅞	45⅛	45⅛	-1⅞
17½	14¾	Wheelabrtr	0.12	0.7	15	1123	16⅞	16¼	16¼	
61⅞	50⅛	Whlrpl	1.36	2.4	24	2051	57⅛	55¼	56⅞	+⅝
43⅞	27½	Whitehall			37	20	40¼	39	39	-1
25¾	21⅜	Whitman	0.39	1.6	19	1454	25⅛	24⅞	25⅛	+⅛
26⅞	17⅝	Whittaker			66	238	19½	19⅛	19¼	
38⅜	30⅛	Wicor Inc	1.64	4.5	14	374	u38¾	35⅞	36½	+1¼
53⅞	42½	Wilms x	1.36	2.7	23	1415	51⅛	50⅛	50¼	-⅞
6	5⅛	Wlsire	0.07	1.2	11	4	5⅝	5⅝	5⅝	-⅛
14⅜	8⅞	Windmere x	0.20	1.5	118	419	13⅛	13	13	+⅛
39	31	WinDx	0.80	2.8	20	504	35⅛	34⅞	34½	-¼
10⅝	6⅞	Winnebago	0.40	3.9	11	1192	10¼	9⅞	10¼	+⅛
32	26	WiscEn	1.52	5.4	13	687	28⅜	28	28	-⅜
14	11	WiserO x	0.12	0.9	52	133	13⅜	13	13⅛	-⅜
36¼	29⅛	Witco Corp	1.12	3.5	17	848	32⅝	31⅞	31⅞	-½
31¼	23¾	WMC ADR	0.71	2.4	32	17	30¾	30	30⅛	+¼
36⅛	27⅜	WMX T	0.64	1.8	25	7639	35⅜	35⅛	35⅛	-¼
34½	23¾	Wolverine	0.16	0.5	23	266	33⅞	33	33¼	+⅛
21⅞	9⅞	Woolwth	0.80	2.9	25	4580	20⅝	20¼	20½	-⅛
22	17⅛	World Wide	0.10	0.5		108	21¼	21	21¼	+⅛
10¼	7⅞	Worldcorp			2	8331	8⅞	d7⅞	7⅜	-1¼
34⅞	30⅞	WPS Re x	1.86	6.0	12	65	31	d30⅞	31	
62⅞	48	Wrigley	0.68	1.3	26	1790	53⅝	52	52⅜	-1
43⅝	27⅞	Wyle Labor	0.32	0.8	13	360	42⅝	42⅛	42½	+¼
28⅛	18	Wynns Intl	0.40	1.5	15	87	27⅞	27⅛	27⅞	+⅜
		- X - Y - Z -								
160¾	119⅞	Xerox	3.48	2.2	40	2621	158⅝	156⅞	157⅛	-1
47⅞	39¾	Xtra Corp	0.72	1.6	16	135	46⅝	46⅛	46⅝	-¼
25⅞	21¼	Yankee Egy	1.30	5.8	12	81	22⅞	22	22¼	+⅛
83¼	43⅞	York Int	0.38	0.7	22	772	53⅛	52⅞	52⅞	-¼
3⅞	3	Zapata	0.14	3.9	9	468	3⅝	3⅝	3⅝	
25¾	5⅞	ZnthEl			7	4041	14⅜	14¼	14½	-⅛
27⅞	21⅛	Zenith Nat	1.00	3.8	39	298	u27⅞	26½	27⅞	+1
7⅛	6½	Zenix Inc	0.72	10.7		145	6⅞	6⅜	6¾	-⅛
21½	15½	Zero	0.12	0.6	19	2582	u21½	19¾	21⅜	+1⅞
23¼	19⅝	Zurn Ind	0.40	2.0	15	209	20⅞	20⅛	20⅜	+¼
11⅞	10⅛	Zweig Fund	1.12	10.1		98	11⅛	11	11⅛	
9	8½	Zweig Totl	0.84	9.7		105	8⅝	d8½	8⅝	+⅛

Price data supplied by Telekurs

Yearly highs and lows for NYSE reflect the period from Jan 1 1996. Unless otherwise noted, rates of dividend are annual disbursements based on the latest declaration. Sales figures are unofficial.
d-new yearly low. P/E price-earnings ratio. sls-sales. u-new yearly high. x-ex-dividend or ex-rights. yld-yield. z-sales in full.
‡ Dealings suspended.

FT Free Annual Reports Service
You can obtain the current annual/interim report of any company annotated with ♣. Please quote the code FT3185. Ring 0181 770 0770 (open 24 hours including weekends) or fax 0181 770 3822. If calling from outside the UK, dial +44 181 770 0770 or fax +44 181 770 3822. Reports will be sent on the next working day, subject to availability.

NASDAQ NATIONAL MARKET

4 pm close May 31

Stock	Div.	P/E	Sls 100s	High	Low	Last	Chng
ACC Corp	0.12	84	813	41¾	41	41⅝	+⅜
Acclaim E		13	1922	12⅛	11¾	12	
Acme Mills		8	13	17	17	17	
Acxiom Cp		44	2415	u32	30½	31¼	+⅜
Adaptech		31	9243	60½	57⅞	59⅞	+2¼
ADC Tele		40	7612	47½	45¾	46	-1½
Addington		18	26536	u22½	19⅜	20½	+3½
AdiaADR	0.16	25	z100	28⅞	28⅞	28⅞	
Adobe Sys	0.20	30	11161	38½	36⅞	37⅛	-½
Adv Logic		15	388	9⅞	9⅝	9⅞	+⅛
Adv Polym		16	683	10⅛	9¾	10⅛	+¼
AdvTchLab		32	195	36	35¼	35¼	-¾
Advanta x	0.36	16	1274	56¾	55	56½	+1⅛
AgnicoEa	0.10	55	191	20⅛	19⅝	20⅛	+½
AirExpr	0.02	17	843	28¾	27¼	28¾	+¾
Akzo ADR	1.75	11	354	u60¾	60⅛	60⅝	+1
AlaBld	0.88	21	385	26¼	25⅝	25⅝	-⅛
Allen Org	0.52	12	z100	37⅞	37⅞	37⅞	-1⅛
Alkan Pn		20	1560	21⅝	21⅛	21⅝	
AlldCapE	1.40	16	69	18⅛	17⅞	17⅞	-⅛
Alld Cap	1.08	12	146	13¾	13⅜	13½	-¼
Aloette C	0.32	20	23	3.77	3¾	3¾	
Alta Gold	0.05	29	2047	4 7/16	3 11/16	4 3/16	+5/16
Altera Co		25	17240	49	46⅞	48⅛	+1⅞
Am Banker x	0.80	10	1341	38⅞	38	38¾	+¾
AmCityy	0.16	2	55	8⅛	7⅞	8⅛	+⅛
Am Manag		37	4659	28⅛	27⅞	28½	+½
Am Softwa	0.32	55	1533	5½	4⅞	5½	-½
Am Frhwys		53	685	13⅛	12¼	12¼	
AmGrtA x	0.64	17	2176	27⅛	26⅞	27⅛	
AmbaP		3	2223	13/16	¾	13/16	+1/16
AmKlo	2.52	8	109	66¼	65⅛	65¾	+½
AmPwrConv		18	18480	13	11⅝	12⅞	+1⅛
Am Trav		13	3863	23⅛	21½	21⅝	-1⅛
Amgen Inc		29	10255	60⅞	58⅞	59½	-¾
Amtech Cp	0.08	37	850	9⅛	8⅞	9	
Analogic	0.20	33	17	u25½	24¾	25½	+½
Analysts	0.80	25	65	43	42½	43	+¾
AnangelAm	1.00	8	430	10⅝	d10	10⅛	-⅜
Andrew Cp		41	3470	55¼	53¼	54¼	+¼
Andros An		61	z100	17¾	17¾	17¾	
Apogee En	0.34	20	2482	27¼	26	26¾	
APP Bio		39	600	9⅛	8⅝	9⅛	+⅜
Appld Mat		10	30824	37⅞	36	37¼	+1½
AppleC	0.48	41	4467	26⅝	25½	26⅛	+⅝
Applebees	0.05	26	740	28½	28	28⅜	-⅛
Arbor Dr	0.28	18	1216	19¼	18⅞	18⅞	-⅜
Arcico	0.24	16	777	9⅞	9½	9½	-⅜
Argonaut	1.48	11	5	32¼	31¼	32¼	+1
ArkBstDel	0.04	2	400	7¾	7¼	7¾	+½
Armor Al x	0.64	45	73	15½	15	15½	
Arnold In	0.44	15	1422	15¾	15⅛	15⅜	-⅛
Artisoft		6	1586	u11	10¼	10½	
AspectTel		46	4651	56¾	54¼	56¾	+2½
AST Rsrch		0	1618	8⅛	7¾	8⅛	+⅜
Atkinson		29	782	u13¾	13	13¾	-¼
Atl SEAir x	0.36	16	2213	28	26½	26½	-1⅛
Atmel		25	39417	36¼	34¾	35½	+1½
AuraSys		8	11257	4 7/16	4	4⅛	-⅛
Autodsk	0.24	21	3284	34⅞	34¼	34⅞	+⅜
Autoinfo		3	349	3½	3¼	3 5/16	+⅛
Avondale	0.92	9	146	19¼	18¾	19¼	+¼
- B -							
BEI E	0.08	32	201	12⅛	12	12⅛	
Baker J	0.06	3	1173	10⅛	9½	9⅞	+⅛
BldwnL B x	0.32	8	1173	u18	17⅞	17⅞	+⅛
BallyHSTn			1126	5¼	4 15/16	5⅛	+¼
Banctec		41	54	20⅝	20¼	20⅝	
BankersCp	0.56	10	20	17¼	17¼	17¼	
Banknorth x	1.00	10	64	33¼	33¼	33¼	
Banta Geo	0.44	14	848	24⅞	24	24	-⅜
Basic Pet		17	415	u32	30⅞	31¾	+½
Basset F x	0.80	15	63	25⅞	25	25⅛	+⅛
Bay View	0.60	473	715	33⅞	32½	33⅜	+⅝
Baybanks	2.40	14	1398	109⅛	107¾	108	-¼
BE Aero		3	944	14¾	14½	14½	
BeautiCos	0.42	17	558	10⅜	9⅝	9⅝	-⅞
BPrnkInRt		62	173	2⅞	2⅞	2½	+1/16
Ben&Jerry		16	103	16¾	16	16	
BerkleyWR	0.52	14	528	44½	43½	43½	-⅞
BHA Grp	0.12	15	10	16½	16½	16½	
BI Inc		40	1385	u16½	15⅞	16	
Big B	0.20	20	255	10	9⅝	9⅝	-⅛
Bindley W	0.08	11	17	17¼	17	17⅛	+½
Biogen		32	58518	61½	59¾	60½	-⅝
Biomet		18	6020	14⅛	13⅞	14	
Block Drg	1.16	9	44	43	41¾	43	
BMC Softw		31	5940	63¾	62¼	63	-½
Bostmen S x	1.48	11	2062	40⅞	40⅜	40 7/16	-⅜
Bob Evans	0.32	13	1274	15⅝	d15⅛	15⅛	-½
Boole & B		18	14	24½	24½	24½	
Borland		29	9871	13½	d12⅞	13 7/16	+1/16
Boston Bk	0.76	5	78	42¼	41⅞	42	
Boston Tc		27	1877	18¼	17¾	18⅛	+⅛
BradyW A	0.40	20	36	25¾	25¼	25¾	+½
BRC Hldgs		21	47	36¾	35¼	36¾	+1¾
Breeco	0.28	11	189	13⅛	12⅞	13⅛	
BSB Bncp x	0.88	12	13	25⅝	25½	25⅝	+⅛
BT Shipng	0.48	16	5	3⅞	3⅞	3⅞	-¼
Buffets		15	3047	12⅝	12⅜	12⅝	+⅛
BuildersT		25	48	8⅛	7⅝	7⅝	-½
Burr Brwn		9	302	22	20½	21	-¼
ButlerMfg	0.40	12	47	38½	37½	37¾	+¼
- C -							
C Tec		35	1263	28½	27⅝	28¼	+¼
CadSchwps	1.04	14	12	30⅝	30¼	30¼	
CadmusCom	0.20	14	532	16¾	16⅜	16½	+⅛
Caere Cp		55	10945	u14	12¾	13⅞	+⅝
Calgene	2.25	1	904	6⅞	6	6	-¼
Cal Micro		20	2699	19½	19	19⅛	
Candela		44	387	8	7⅞	7⅝	+¼
CnBes		21	23	2⅝	2½	2⅝	+⅛
Canon Inc	0.52	54	44	98	97½	98	+⅞
CarltonCm	0.77	16	60	u37¾	37¾	37¾	+¼
Cascade	0.36	16	264	15⅝	14½	14¾	-¼
Casey S	0.10	23	626	23⅝	23⅛	23⅝	+¼
Celgene		11	855	16⅞	15¾	15¾	-⅞
CEM Cp		15	214	13 13/16	13½	13 13/16	+7/16
Centocor		35	8897	35½	34⅞	35⅜	+⅝
Cnrl Fid	1.32	12	649	34½	34¼	34¼	
Cntrl Spr		10	69	24	22	23	+1
Chandler		11	60	6⅞	6⅞	6⅞	
Chapter 1	0.92	38	1135	36⅝	36⅜	36⅜	-¼
ChrmSh	0.09	5	3408	8⅛	7⅞	8	-1/16
CheckDrle		2	2856	1 13/16	1 13/16	1 13/16	-1/16
Chemfab		14	5	13	13	13	-¾
Chempower		14	40	4 3/16	4⅛	4 3/16	
Chips&Te		10	3495	11¼	10¾	11¼	+⅜
Chiron Cp		39	2787	105½	102½	105	+1½
Cinn Fin	1.48	15	339	60	59½	59½	-½
Cintas Cp	0.25	35	828	54¼	53¼	53½	-½
Cirrcon		39	2338	13⅛	12⅝	13⅛	+½
CirrusLgc		36	10303	21¾	20¾	21¼	+¼
CIS Tech		15	3361	3 7/16	3⅜	3 7/16	-⅛
CiscoSys		42	41512	55¼	54⅝	54⅞	+⅜
Ctz Bancp	1.16	12	58	30¼	29¾	30	-¼
Clean Hbr		4	16	3⅝	3½	3⅝	
Cliffs Dr		22	590	26⅞	25¾	26 11/16	+¾
Clothestm		0	729	u1½	1⅜	1½	
CocaColaB	1.00	22	26	34¾	34¼	34¾	+½
CodeAlarm		7	10	5⅛	4⅞	5⅛	+¼
Cognex Cp		26	9018	18	17½	17¾	+⅛
Cognos		27	1534	24	22¾	24	+¾
Coherent		21	974	50¼	48⅞	48⅞	-1¼
Collagen	0.20	6	474	21½	20½	21½	+1¼
Colnl Gas x	1.30	11	94	23	22½	23	
Comair	0.19	19	1242	27	26¼	26¼	-¾
CmcstA	0.09	57	1556	17⅝	17⅜	17⅜	
CmcstASp	0.09	57	23482	17⅞	17¼	17⅜	-¼
CommBkshs	0.76	11	304	34⅞	d34½	34½	
CommnC		56	1463	u35⅛	34	34⅜	+¼
ComprLabs		1	2549	7⅞	7¼	7¾	+⅜
Cmpuserve			4775	24¾	23⅝	24¾	+¾
Comshare		34	574	30¾	29½	29½	-¾
ComstockR		31	0808	u7⅞	7¼	7⅞	+⅝
Consilium		75	502	7⅝	6¾	7⅝	+¼
CntrlData		35	3907	26⅛	24⅞	24¾	-1⅛
CoorsA x	0.50	17	547	19¼	18½	18¾	-1/16
Copytele		143	3901	u18¾	17⅞	18⅝	+⅛
CowboyCp		55	3965	18⅝	17⅞	18⅞	+1/16
Cracker B	0.02	23	7682	u26½	24¾	26½	+1
CreatTech		38	2555	7⅞	6⅞	7	-⅞
Crown Res		46	3300	6½	5¾	6½	+⅜
Cyrix			5277	31⅞	30⅝	30⅞	+⅛
Cytogen		74	2238	9¼	8	9	+1½
- D -							
DSC Cm		21	30124	30⅝	28¾	30⅛	+⅞
Dart Grou x	0.13	10	8	85	85	85	+5¼
Dataflex		45	4941	7⅜	5⅞	6⅞	+⅞
Datascope		10	431	17⅞	17¼	17¾	+.24
DauphinDp	1.14	12	303	28¼	27½	27¾	+⅛
Deb Shops	0.20	16	145	u5¼	5	5	-⅛
Dekalb Ge	0.28	32	281	28	28¼	28¼	-¾
Delchamps	0.44	11	53	23¾	23	23	
Dell Comp		18	18089	u55⅝	53	55⅝	+½
Dntply	0.33	20	722	44	42½	43	-1

Stock	Div.	P/E	Sls 100s	High	Low	Last	Chng
Dep Gty	1.40	11	85	45¼	44½	45¼	+¼
Devcon	0.20	18	225	9⅞	9½	9¾	
DH Tech		20	100	27	25½	26¾	+¼
Digi Intl		19	1440	28¼	27	28⅛	+1
Dig Micro		39	1613	16⅞	15⅜	15¾	+¼
Dig Sound		5	1859	1 5/16	1¾	1⅞	-1/16
Dig Syst		56	905	22⅞	21⅞	22⅛	+⅛
Dionex Cp		22	350	36¼	35¾	36⅞	+1
Dixie Yrn	0.20	1	341	5½	5⅛	5⅜	+⅛
DNA Plant	2.25	1	889	⅞	13/16	¾	
Dollar Gn	0.20	27	224	28	27⅞	27⅞	-⅛
Dorch Hgs	0.88	16	20	14¼	13¾	13¾	
DrecoEngy		18	93	28	27½	27⅞	
DressBarn		15	672	u12	11⅝	11¾	
Drey GD	0.24	135	45	33¾	33¼	33⅞	
Drug Empo	0.08	23	173	4¼	4	4¼	+⅛
DS Bancor	0.24	12	21	31½	31½	31½	-¼
Duriron	0.52	21	259	28¼	27½	28¼	+½
Dynatech		44	5303	u35	32¼	34⅞	+2⅝
- E -							
Eagle Fd		4	182	4¾	4½	4½	-¼
EastEnvmt		17	708	5⅞	4⅞	5⅛	
ECI Tel	0.05	21	3120	26⅞	26½	26½	-¼
Egghead		19	9479	12	10⅞	11⅞	+1⅛
ElectSci		15	2615	29¾	26¾	26½	+⅛
ElectrbB	1.57	4	135	51	50⅞	51	+⅜
ElectArts		42	12851	32¼	30¾	31⅝	-⅛
Emcon Ass		24	104	4½	4⅜	4⅜	+⅛
Emulex		14	134	19⅝	18⅞	18⅞	-⅜
EncoreCmp		1	2121	3⅞	3⅜	3½	+⅛
EngyVntrs		38	3	33½	33½	33½	
EnvirSvcs		13	10	1⅞	1⅞	1⅞	
Enzon Inc		22	720	4	3⅞	4	+⅛
EquityOil	0.10	60	853	6⅛	5⅞	6	-⅛
EricsnB	0.22	24	42388	23¾	22¼	23⅛	+13/16
Ethical		27	35	10¼	10⅛	10¼	
Evans Sth		9	398	24½	22⅞	23½	-⅝
Exabyte		26	721	19⅞	19½	19⅞	+¼
Excalibur		234	228	19¼	18⅞	18⅞	
ExideElec			122	15¼	14½	15¼	+¾
Expedit I x	0.16	21	154	u31	30¼	30⅞	+⅜
ExcorpAov		5	125	6⅝	6¼	6½	-⅛
- F -							
Fall Grp		17	34	6	5¾	5¾	
Farr Cp	0.24	14	147	14¼	13½	14¼	+⅞
Fastenal	0.02	59	548	45½	45	45	-⅜
FHP Intl		31	714	29¼	28½	28½	-⅜
FifthThrd	1.04	18	857	54½	54¼	54½	+⅛
Fifty Off		2	303	1⅞	1⅛	1⅞	+⅛
Figgie A	0.24	63	120	14⅞	14⅝	14⅝	
Filenet		579	1614	47	46¼	46⅞	+⅛
First Am	1.24	11	359	44⅛	43¾	43⅞	+⅛
Fst Secty	0.84	15	1219	24⅜	23¼	23¾	-⅝
Fst Tenn	1.08	13	3064	34⅛	33⅝	33⅝	-¼
Fstmerit x	1.08	21	164	31⅛	30⅞	30⅞	
Fisrtmiss		31	849	39⅛	38½	39⅛	+⅝
Fiserv		23	2251	32¼	30¾	31⅞	-½
Flow Int		18	462	9⅛	8⅞	8⅞	-⅜
FluDa/STI		27	4316	10¼	9¾	10⅛	+⅛
FoodLA	0.11	20	2725	7⅜	7⅝	7 11/16	+1/16
FoodLB	0.11	20	1668	7⅜	7 3/16	7⅜	
Forschner		70	678	14⅝	13⅞	14	
Foster A		8	142	4¼	4	4	-⅛
Fst Fin	0.60	9	164	23¼	22¾	23	+¼
Fst Hawai x	1.18	11	115	28⅞	28¼	28¼	-½
Fuller HB	0.66	17	218	34½	33¼	33⅞	+⅞
FultonFin	0.62	13	115	20¼	19½	20 3/16	+13/16
FutmedADR		1	338	⅝	½	⅝	
- G -							
G III App		58	294	3⅝	3¼	3½	+⅛
G&K Serv	0.07	28	483	30¼	29½	30¼	+1
Gantos		8	4406	u7⅛	6⅝	6⅞	+⅜
Garnet Rs		1	1382	11/16	⅝	11/16	
Gtway2000		16	10767	38⅞	36¼	37⅞	+¾
Gehl Co	0.16	5	66	8¼	8⅛	8⅛	
Genl Bind	0.42	15	127	22⅛	21½	21⅝	
Genlyte		11	273	8	7¾	7⅞	-1/16
GensiaPh		18	4016	5¼	4⅝	5⅛	+⅛
Gentex Cp	4.00	44	601	u45¼	44½	45¼	+13/16
Genus Inc		9	16165	u12⅞	10¾	10⅞	-1⅛
Genzyme		37	3225	59½	57⅞	58¼	-¼
Geotek Cm		71	3130	14⅛	13⅞	13⅞	+⅜
Gibson Gt	0.40	5	260	14⅜	14	14⅜	+⅛
GiddingsL	0.12	59	3575	17¾	16½	16⅝	-⅞
Gilbert A	0.80	5	136	13¾	13	13¾	
Gish Biom		35	7	7	6⅞	7	+⅛
GidBio		4	519	14⅞	13⅝	13¾	-⅜
Good Guys		12	931	9⅝	9¼	9⅞	
GouldsPmp	0.80	25	916	24⅛	23¾	23¾	-¼
BradcoSys		13	178	4½	4¼	4½	
Granite	0.24	14	90	22½	22⅛	22⅛	-⅜
Green AP	0.28	9	25	20⅝	19¾	20⅝	+¼
Grossmans		0	535	1 9/16	1 7/16	1 9/16	-1/16
GTI Corp		900	4332	9	8	9	+1
GtrNY Svg		12	570	11¼	10⅞	11⅛	
Gymboree		30	7619	34⅝	33⅛	34	+½
- H -							
HrdingLaw		10	16	6¼	6⅛	6⅛	-¼
Harleysvl	0.76	10	407	27	26⅞	26½	+¼
Harper Gp	0.22	17	1073	20½	19¾	20½	+⅝
HarrisCmp		8	1819	21½	19	20¾	+1½
HBO & Co	0.16	249	2557	126¾	124¼	124⅞	-1⅛
Healthcar		24	4541	50⅛	48⅛	48⅞	-1⅝
Healthcre	0.06	18	143	9¼	8⅞	8⅞	-¼
HithdnTch		25	806	13⅝	13¼	13¼	
Hechinger	0.16	2	839	4 7/16	4⅜	4⅜	
Heldmj		10	45	10	10	10	+⅛
HelenTroy		16	68	26⅞	26½	26¾	
Herbif	0.60	21	1180	16⅛	15⅞	16	+¼
Hologic		73	4585	41¾	37½	39½	+2¾
Home Benf	0.88	11	28	26¼	25	25	-1/16
Hon Inds x	0.48	18	111	28	27¼	28	+½
HorsehRes	0.44	19	91	5⅞	5 11/16	5 11/16	
Hunt JB	0.20	158	650	19⅜	19	19	-¼
Huntingtn	0.80	13	2457	u25¼	24⅜	24¾	-⅛
Hurco Co	0.08	14	971	6⅜	6½	6½	
HutchTech		14	641	57¾	56	56¼	
Hybridon			238	8	7⅜	8	+¼
Hycor Bio		115	14	4⅞	4⅝	4⅝	
- I -							
IFR Sys		22	30	15¼	14¾	14¾	-¼
IIS Intel		1	366	2⅛	2 1/16	2⅛	
Immucor		30	613	12⅝	11⅞	12⅛	+¾
Immunogen		4	1249	5⅛	4¾	4 15/16	-1/16
Imperl Bc	0.40	14	679	24½	24	24½	
Ind Res		32	941	12¾	12⅜	12½	+⅛
Informix		30	49230	24⅝	22¾	22¾	-⅝
IngiesMkt	0.66	11	353	13¼	12⅞	12⅞	-⅜
InstLott		3	6875	u2¾	2⅛	2⅝	+⅜
IntegrDev		81	3352	13⅞	12⅞	12⅞	-⅜
IntgrdSys		141	241	34	33	34	+¾
IntgtdWstr		7	352	2 3/16	2⅛	2 3/16	+⅛
Intel	0.20	18	18158	u75⅞	72⅝	75½	+4
Intelli		42	1122	u3 5/16	3⅛	3⅜	
IntgntEl	0.40	16	2004	9⅞	9⅝	9 13/16	+⅛
Inter Tel		36	2495	u28⅜	27¼	27⅞	+⅞
InterlceA	0.24	14	1472	14⅝	13⅞	14⅜	+⅜
Intgph		20	1308	13¼	12⅞	13⅛	
Interleaf		400	1156	8⅛	7⅞	8	+⅛
Intrsolve		98	8225	12	10⅞	11⅞	+¾
Intervoic		21	12852	26⅝	22⅛	22¼	-3¾
IntDairyQA		14	687	21	20½	21	
Invacare	0.05	23	1346	26¼	25	26	+13/16
Iomega Cp		275	79876	48	44⅛	44⅛	-1½
Isomedix		14	2	15⅜	15⅜	15⅜	
ItoYokado	1.10	125	2	225¼	225¼	225¼	+6
- J -							
J&J Snack		19	432	13½	13⅛	13⅛	-⅛
Jason Inc	0.26	14	54	8⅛	8	8	-¼
JLG Ind	0.04	32	2601	80¼	75¾	79⅛	+3⅞
Johnson W		20	6	17⅞	17⅞	17⅞	
Jones Int		13	24	13⅝	13½	13½	-⅛
Jones Med	0.10	73	2887	53½	50	52¾	+2
JSB Fin	1.20	16	441	33¼	33	33⅛	-1/16
Juno Ltg	0.32	16	3580	15⅝	15¼	15¼	-⅜
Justin	0.16	13	237	12½	12⅛	12¼	+⅛
- K -							
K Swiss	0.08		141	11⅛	10¾	11	
Kaman Cp	0.44	14	240	12½	12⅛	12⅛	-⅜
Kelly Sv x	0.84	16	573	30½	29¾	29¾	-¾
Kimball	0.92	15	134	30¼	29¾	29¾	-¾
KLA Instr		12	12929	27¼	26⅛	27	+1
Koll A		0	408	⅜	d⅜	⅜	+1/16
Komag Inc		13	5490	36¼	34½	34⅝	+⅛
Kulicke S		5	1071	18	17½	17½	

Stock	Div.	P/E	Sls 100s	High	Low	Last	Chng
- L -							
LaCrone x	0.72	127	278	16½	17½	17⅞	
Ladd Furn	0.18	2	94	11½	10⅞	11½	+½
Lam Rsch		8	13256	39⅜	38⅞	39⅜	+2⅛
Lancaster	0.68	14	196	37¼	36¼	36¼	-¾
Lance Inc	0.96	63	234	16⅝	16⅜	16⅝	+⅛
LandmkGph		53	1326	19¾	18 11/16	18¾	-1
Lasopucs		15	297	11¼	10⅞	10 13/16	-⅜
Laserscp		14	4025	u8⅞	7⅛	7⅞	+¾
Lattice S		17	8003	35⅜	33¾	34⅝	+1¼
Lawson Pr	0.52	13	415	23	22½	23	
Lechters		26	895	7	6⅛	6⅞	+⅝
Life Tech	0.24	20	659	31½	30¼	30⅞	-¼
Lifeline		26	131	14⅜	14⅛	14⅛	
LillyIndA	0.32	18	16	u15⅞	15½	15¾	+¾
Lincoln T	0.60	19	760	16⅞	16½	16½	
LindsayMf	0.20	17	585	38¾	37¾	38¼	+½
LinearTec	0.16	20	10958	34½	33	34½	+1⅜
LiquiBox	0.44	15	79	30¾	29½	30¾	
Loewen Gp	0.10	30	16896	29⅞	28½	29¾	+½
LneStSth		30	4749	40⅝	40⅛	40⅝	+⅛
Lone Star		20	53	11⅜	10⅞	10⅞	-½
LTX Cp		12	13180	11¼	10½	10¾	+⅛
LVMH	0.62	29	22	48¾	48½	48¾	
- M -							
MCI Cm	0.05	33	37542	29⅞	28⅞	29½	-⅝
MS Carr		22	99	19½	19	19¼	-¼
Mac Mill	0.60	7	3	12½	12½	12½	-¼
Madge		36	3258	30⅝	29¾	30	-½
Magna Grp	0.88	12	386	24	23½	24	+½
Mail Box	0.01	23	290	17	16½	16⅞	-⅛
Marcam Cp		3	1252	12⅞	12⅝	12⅝	
Marine Dr		33	72187	10¼	10	10⅛	-1/16
Markel Cp		14	52	u91	86½	91	+3½
MarshSmkA	0.44	11	38	13	12⅝	12⅝	-⅛
Marsban x	0.74	14	1279	28	27½	27½	-⅞
Mastec		446	1332	32⅞	31¼	31¼	-1½
Maxim Ht			1283	8⅝	8⅜	8½	-⅜
Maxim Int		24	7045	35⅛	34	34	
McGrath R	0.56	12	6	21	20⅞	21	+⅞
McCormic	0.56	21	1325	22⅞	22½	22¾	
Medex Inc	0.16	108	79	13	12¾	13	+¼
Melamine	0.24	17	41	9½	9	9¼	-¼
Mentor Co	0.10	24	2428	22¼	21½	22¼	+½
MentrG	0.24	21	6722	18⅞	17⅞	17⅞	-⅛
Mercant.B	0.92	11	850	26¼	25⅞	25⅞	+½
Mercerint x		4	1156	20	19¼	19⅝	-¼
Mercury G	0.96	12	189	44½	43¾	43¾	-¼
Merisel		1	1538	4⅜	4¼	4¼	-⅛
Mesa Air		15	1886	13½	13¼	13¼	-¼
Methode A	0.16	20	394	17¾	17¼	17¾	+½
MFS Cm		14	6527	35	34⅞	34¼	+¼
Michael F	0.20	11	100	10½	10¼	10¼	-¼
Microage		334	3099	u13⅝	12⅞	13⅜	+⅜
Microcom		24	2416	20	19⅜	19⅞	-⅜
Micrgrafx		36	1710	17	16½	17	+½
Micsft		37	24989	119⅞	118	118¾	+½
Mid Atl M		16	12	19	19	19	-⅛
MidwGrain	0.50	26	298	12½	11⅞	12½	+⅛
Miller H	0.52	39	387	31⅛	30¼	30⅞	+⅛
Millcm		15	13	u48½	47⅞	48⅛	-⅜
Mlcrotech	0.10	21	50	17½	16⅞	16⅞	
MobileTel		8	4194	15	14⅞	14½	-1/16
Modem Co	0.24	16	49	10¼	10¼	10¼	
Modine Mf	0.88	12	429	25¼	24⅞	25¼	
MolexA	0.06	21	1315	29⅞	29⅝	29⅞	-⅛
Molex Inc	0.06	23	842	32½	31⅞	31⅞	-⅝
Moscom	0.04	181	3177	u14⅞	14⅛	14½	+½
Mosinee P	0.32	16	87	27	26¼	26¼	
MTS Sys	0.32	12	61	18¾	18¼	18¼	-⅛
Mycogen		9	266	18¼	17⅝	18¼	+¼
- N -							
NAC Re	0.20	8	5	32⅝	32⅝	32⅝	-¼
Nash Fnch x	0.72	10	151	17½	16¾	16¾	-½
Nat Compl	0.36	16	4091	24¼	23¼	24¼	+1¼
Nrs Sun	0.13	40	955	30½	27¾	28¼	-1⅞
Navigator	0.02	10	59	19	17	18¼	
NEC	0.41	41	39	55¼	55	55¼	+¾
Nellcor		227	1347	56	54½	54½	-1½
Neostar		17	1169	5½	5	5⅞	
Netscape		850	8604	71¼	67½	68⅛	-1⅞
Netwk Gen		39	2669	u25	23⅞	23⅞	-½
Neurogen		19	428	29¾	28½	29¼	-¼
New Image		3	99	3⅝	3½	3½	
NordgeNet		40	392	71⅝	69⅞	71⅛	+1½
Newprt Cp	0.02	20	136	9¾	9½	9⅝	+1/16
NextelCmA			857811	u20¾	20⅛	20⅞	+⅞
Nordson x	0.72	20	106	60¼	58⅞	59	
Ndstrm x	0.50	25	6810	51½	50¼	51	-½
Norstan I		20	83	35¾	35	35¾	+¾
N Star Un		14	106	7⅞	7¾	7¾	-⅛
NorthnTst	1.24	13	1203	55.30	54.30	54¾	
NW Air		11	4834	40⅞	39⅞	39¾	-⅝
Novell		32	24526	14⅝	14⅛	14¼	
Novellus		9	8803	50	49	49	-½
NPC Int		104	728	9⅞	9 7/16	9 7/16	-⅛
NSC Corp		20	70	2⅞	2¼	2¼	
- O -							
OCharleys		9	1211	12¾	12¼	12½	-¼
Octel Com		22	3179	25¼	23¾	24½	+½
Odetics A		46	1741	18¾	17¼	18¾	+1½
OffshreLg		18	1093	14½	14⅛	14½	+⅜
Oglebay N	1.20	6	16	44	44	44	+1⅛
OhioCs x	1.60	13	149	34¼	33¾	34⅛	+⅜
Old Kent	1.28	12	379	39¼	38⅞	38⅞	-⅜
Old NatlB x	0.92	15	260	33¾	33½	33⅝	
Onbancorp	1.20	10	308	31¾	31	31½	+⅜
One Price		81	1849	5 11/16	5¼	5 11/16	+⅛
Oracle		42	48977	33⅞	32¾	33⅛	-⅛
Orb Scnce		595	3872	u18⅞	17¾	17⅞	-¼
Orbotech	0.99	14	585	15⅞	15⅜	15⅝	+¼
OregonMet	0.31	103	782	31⅞	30½	31	+¼
Orthofix		11	221	13½	13	13¼	-¼
Oshap		26	2703	4 13/16	4⅝	4 11/16	+⅜
OshkBA	0.28	19	1100	u18	16½	17 13/16	+13/16
Oshkosh T	0.50	12	839	15⅛	14⅝	14⅝	
OtterTail	1.80	13	17	33¼	d32½	33¼	+¾
OxfrdHth		57	7826	47½	46¾	47¼	+¼
- P - Q -							
Paccar	1.00	8	1082	49¾	48½	49¼	
PacDunlop	0.64	10	477	9¼	9	9⅛	+⅛
PacifiCre		20	2354	80	74¾	79	+4⅛
Parametrc		65	11505	u46	44	45¼	+1⅝
Paychex	0.24	62	3677	45¼	43⅝	44	-⅞
Payco Am		17	134	9	8¾	9	
Peerless	0.50	27	20	10⅝	10⅝	10⅝	+⅛
Penn Trty		12	12	19½	19¼	19½	
Penn Virg	1.80	12	z100	34¾	34¾	34¾	+⅛
Pentair	0.50	13	33	26⅞	26⅝	26¾	
Pentech I		10	1881	2 1/16	2	2⅛	
Penwest L x	0.20	22	10	20¼	19¼	19¼	-¾
Peoples H	0.68	9	3668	20½	19¾	19⅞	+⅛
Pemgo		21	4275	11½	11⅛	11¼	-¼
PtsburgLD		7	5713	6¼	6 3/16	6¼	
Petrolite	1.12	103	26	u33	31½	33	+⅞
PhoenixTch		30	2422	19⅞	19⅛	19⅞	+½
PhysCpAm		14	1373	13¼	12⅞	13⅛	+⅛
PiccadlII	0.48	19	6	10 1/16	10 1/16	10 1/16	-1/16
Picturete		57	7495	40	36⅞	39¼	+2¼
Pinkerton		18	50	24 3/16	24¼	24 3/16	-⅛
PioneerGp x	0.40	31	874	28¼	27¾	27¾	+½
PioneerHi	0.80	27	9	56¾	56⅛	56½	+½
PioneerSt	0.12	13	670	15⅜	15⅛	15⅛	-⅜
Pixar		115	579	22	21¼	22	+⅝
PitHolywdA		102	6024	26⅞	23¾	26⅝	+3⅛
Pricebk	0.41	7	5	14¼	14¼	14¼	
Powell		15	149	11⅝	10⅞	11⅝	+¼
PresCas		1	1083	2¼	2 3/16	2 3/16	-1/16
Pres Life	0.14	6	178	9⅞	9¾	9⅞	
Presstek		560	2038	172	162	162½	-½
PriCost		28	4591	20	19¾	20	+⅛
Pride Pet		29	1157	17½	17⅛	17¼	+⅛
Printroni		20	1383	u26⅛	24½	25¾	+2¼
Prod Ops	0.28	41	115	u38	36½	36½	-1
Pyxis		27	534	25¾	25⅝	25 13/16	
QLT Photo		28	682	21⅝	21⅜	21⅜	+¼
QuakerChm	0.68	18	76	13½	13	13⅜	+⅛
Qualcomm		113	26375	u54½	50⅛	54 7/16	+2 7/16
Qual Food	0.20	18	115	27½	26½	26¾	-⅝
Quantum		13	6183	24½	23⅞	23⅞	-⅞
Quicksilv		28	2898	44¼	43½	44	+½
Quintiles		118	2360	76⅜	75	76	-¼

Stock	Div.	P/E	Sls 100s	High	Low	Last	Chng
- R -							
Rainbow		17	525	23⅝	22¾	23⅛	-⅛
Rallys		1	705	3⅛	2⅞	3⅛	+⅛
Raymond	0.10	9	357	18¼	17¾	17¾	-¼
RCSB Fn	0.48	9	339	23⅝	23⅞	23⅝	+⅛
Read-Rite		8	5877	27½	22½	22⅞	-¼
Recoton		13	694	18	17¼	17¼	-¼
Repligen	0.05	1	82	1⅛	1⅛	1⅛	-1/16
Repub Ind		130	32203	u54	49⅞	52	+4 5/16
ResrchMed		27	1749	25⅞	25⅛	25⅛	-½
Resound		30	1104	12⅛	11¾	12	
Reuters	0.95	29	1171	70	69⅝	69⅝	-⅛
River Fst	0.50	11	1415	u33½	30	33¼	
RoadwExpr	0.20	35	782	17⅜	16⅞	16⅞	-⅞
RbNgrd	0.12	17	85	6¼	6⅛	6⅛	-¼
Roosevelt	0.62	13	2778	18½	17⅞	17⅞	-⅛
Ross Str	0.28	19	4026	39⅝	39⅝	39¼	-¼
RotechMed		29	693	21½	20¾	21½	+¼
RPM Inc	0.48	19	2128	u16⅞	16⅜	16⅝	
Ryan Fmly		13	1042	8⅞	8⅜	8⅞	
- S -							
Safeco	1.16	9	1911	33⅞	33¼	33 11/16	-1/16
Salick Hlth		120	33	38½	37¾	38½	-½
Sanderson	0.20	48	1626	13¾	13¼	13½	-¼
SchimbgrA	0.38	22	1105	u26¼	25½	25⅞	-¼
SCI Systm		18	4739	45⅛	44½	45	+½
Scios		9	3802	7½	6⅞	7⅞	+¼
Scitex Cp	0.52	17	3462	19¾	19	19⅝	-⅜
Score Brd		7	1995	5	4	5	+⅝
Seafield x	1.20	30	10	u39½	19	39½	-½
SEI Cp	0.24	20	95	22⅛	21¾	21¾	-¼
Seibels B	0.36	11	303	2⅞	2½	2⅝	-⅛
Selectins	1.12	9	347	32¼	31¾	31¾	
Sequent		15	3539	13⅝	13	13¼	
Sequus		95	382	37⅞	31½	33¼	+¼
Serv Tech		83	116	6⅛	5⅞	5⅞	-⅛
Sevenson x	0.22	13	z100	19¼	19¼	19¼	-¼
ShrMed	0.84	38	2868	67	64½	66⅞	+2⅝
ShTchFdr		83	1012	8¾	8½	8¾	-⅛
Shorewood		15	141	16⅝	16¼	16½	+¼
Showbiz P		128	166	16¾	16¼	16¼	
Sierra On		58	559	45	44½	45	+¼
SigmAl x	0.44	20	1331	57½	55½	56	-1½
SigmaDes		14	1394	13¼	12¼	13	+½
SiliconBc	0.06	11	23	24½	24⅛	24⅛	-½
SilicnVGp		11	3799	24½	23⅞	24	-½
Simpson	0.40	12	212	9⅞	9⅝	9⅞	-¼
SmithEnvT		7	2	2¾	2¾	2¾	
Smithfld		54	661	26	25½	26	
SoftwareP		2	311	2¾	2½	2¾	+⅛
Southtst x	0.88	11	944	27¾	27⅞	27⅞	-¼
Spiegel A	0.20	62	1839	u11⅛	10⅞	10 15/16	-1/16
Spyglass		83	5155	27½	26	27⅛	+2⅛
St JudeMd	0.40	20	6354	38½	37¾	38	-⅝
St PaulBc	0.40	12	349	23⅜	23	23⅛	
StcyBf		1	260	13/16	¾	13/16	+1/16
Staples		40	10754	20⅝	19¾	20	-⅛
Starbucks		63	3110	27⅞	26¼	27⅛	
Std Micro		18	2002	15⅝	15⅜	15⅝	-⅛
Std Regis	0.76	14	102	26¼	25½	25½	
Steel Tec	0.10	21	1866	14⅝	14¼	14⅜	
StokyUSA	0.20	1	427	3¾	3½	3⅝	+⅛
Stolt		7	1575	20⅝	20¼	20½	+⅛
StrawbrCl	1.10	20	211	18½	18	18⅛	
Strategic		1	4388	6½	5⅞	6½	+½
StructDy		316	3330	29½	28⅞	28½	-¼
Stryker	0.09	27	3632	52⅛	50¾	51¾	+½
SullivanD		15	107	11½	11⅛	11½	
SumitomoB	0.80	2	8	24⅞	d24¼	24⅞	
Summt Te		100	2653	17½	17	17⅛	
Sun Sport		6	32	3⅜	3⅛	3⅛	
SunMic		25	40994	63⅝	60⅞	62⅝	+2⅛
Sutton Rs		255	410	13¼	12¾	12¾	-¼
Swift Tra	0.01	21	74	18½	18¼	18½	+¼
Sybase Inc		210	20076	24¼	22⅞	23⅛	-1
Symantec		20	2819	16	15⅝	15¾	-⅛
Synalloy	0.32	9	537	19½	19	19⅛	-⅛
Synetic		61	228	34¾	33¼	34½	+1¾
SystmSoft	0.10	22	3402	17⅛	d16⅞	16⅞	-¾
System&co		428	274	17½	16½	17⅛	+⅝
Systemed		143	3637	2 13/16	2 13/16	2⅞	
- T -							
T-Cell Sc		9	1086	4 3/16	3½	3⅞	-⅛
T.rowe Pr	0.42	21	1133	28⅛	27¼	28	+⅛
TBC Cp		15	4278	u9⅛	8⅞	8⅞	+½
TCA Cable	0.56	21	305	28½	28¼	28¼	
TCI GpA		72	25888	18⅞	18¼	18⅞	+⅜
TechData		29	5413	24⅛	23⅛	23¼	-⅜
Tecumseh	1.04	10	19	54¾	53¼	54¼	-¼
Tekelec		381	681	16½	15⅛	15¼	-1
Telco Sys		24	1489	u18¼	17⅞	17⅞	
Telebit		10	3566	11⅝	11⅛	11½	+⅛
Tellabs		47	10636	64½	62¼	64½	+2⅞
Tolsch Cp	0.01	18	2387	19	18¼	18¼	-⅝
Tesra Tec		26	757	21	20¾	20¾	
TevaPhADR	0.10	29	3513	45⅜	44⅝	44⅝	-⅛
Three Com		42	23304	49½	48⅛	49¼	+1⅛
TII		14	436	7⅛	7	7	-¼
TJ Int	0.22	10	176	19¼	18¾	18¾	
Todd-AO	0.06	36	6	17¼	16¾	17¼	+¼
Tokyo Mar	0.32	22	15	65	64¾	65	+½
Tom Brown		172	1815	17¾	17	17¼	-¼
ToolsAlph			1303	25¾	25.05	25¼	+¼
Topps Co	0.28	34	1763	6⅜	6¼	6¼	-⅛
TPI Enter		11	726	3 11/16	3 11/16	3 11/16	+⅛
TransWrld		2	100	5⅞	5⅝	5⅝	+⅛
Transcend		56	2306	11⅛	9⅝	10¾	+1
Trenwick	1.34	10	41	47⅝	46⅞	47⅝	+1
Trimble		63	1539	24⅛	23	24⅛	+⅞
Truevisn		47	2128	8⅛	7⅞	8⅛	+⅜
TrustcoBkC	1.10	15	231	u22¼	21¾	22¼	
Tseng Lab	0.20	115	2407	11⅝	11⅛	11½	+⅛
TysFdA	0.12	20	4319	25⅛	24¼	24½	-⅛
- U -							
US Hlthcr	1.10	22	13727	54¼	53⅞	54¼	
Unlab		1	5109	2	1⅞	1⅞	
UChiesGs x	1.02	12	124	15½	d14¾	14¾	-¾
United St	0.40	13	z100	20½	20½	20½	
Unimg	0.12	21	12	27¼	26¼	27¼	
Unitrin	2.20	12	150	48¼	47½	47½	
US Bancp	1.12	16	3970	36	35⅝	35⅝	-⅛
US Energy		54	201	21¾	20⅝	20⅞	-½
US Servis		9	88	5	4⅞	4 15/16	+1/16
US Tst	1.00	10	549	53⅞	53½	53⅝	+⅛
UST Corp	0.24	14	426	13⅛	13⅛	13⅛	+⅛
Utah Med		16	100	15⅛	14¾	15⅛	+⅛
Utd Telev	0.50	22	15	87½	87½	87½	+½
Uwh		4	25	2⅞	2¾	2¾	
UUNet Tec		97	1865	60½	59	59¾	+½
- V -							
Valmont	0.40	18	461	31½	31	31⅛	-⅞
Vngrd Cell		344	986	24¼	23⅞	24⅛	+⅛
Ventritex		7	6330	20⅛	18½	20	+1½
Venfone		36	73	50⅝	50⅛	50½	+⅛
Vicor		32	4023	u22¼	20¼	22¼	+1¾
VicorpRst		15	102	13¼	12¾	13¼	
Viewlogic		82	3213	15⅞	15	15⅝	+⅝
VLSI Tech		20	6474	17⅝	16⅞	17⅛	+⅞
Volvo B	0.50	6	828	21¼	21	21	+⅛
- W -							
Wang Lab		33	4619	21⅝	20¾	21⅝	+⅜
Warner En	0.12	17	422	25	24	24½	-½
Warrntech		19	93	4 1/16	4 3/16	4 1/16	
WatsIndA x	0.28	12	8	18½	18½	18½	
Wausau PM	0.22	26	1010	21¼	20¾	21¼	
WD-40	2.48	17	52	47¾	47½	47½	-⅛
Wellsk		1	589	1½	1⅜	1 7/16	-1/16
Wstam Bnc	0.92	14	313	u49	47¾	48¼	+¼
WstpStA		10	331	23¼	22⅞	23¼	-¼
Wst SealA		43	981	25⅝	24½	25⅛	+⅜
Wlamtte x	1.24	6	1804	60¼	59	60	+¼
WmsSonoma		137	1063	28⅛	27⅛	27¼	+¼
Wolohan L x	0.28	26	306	11	10⅝	11	
Worldcom		33	13393	48⅞	48⅛	48⅞	+½
WPP ADR		29	97	31	30¾	30¾	
Wyman-Gdn	0.40	26	728	17⅛	16⅞	17⅛	+⅛
- X - Y - Z -							
Xilinx		27	21688	35	33¼	34¾	+1⅝
Xircom		4	1813	16¾	16⅛	16¼	-¼
Xoma Corp		7	4045	7⅞	6 13/16	7 3/16	+3/16
Yellow	0.94	7	948	13⅛	12⅞	13	-⅛
York Rsch		26	710	10	9⅝	9⅞	
ZionsUtah	1.64	12	351	74¾	73¾	74	-½

AMEX PRICES

4 pm close May 31

Stock	Div.	P/E	Sls 100s	High	Low	Close	Chng
Adv Magn		27	49	18⅞	18⅝	18¾	+⅛
Atlin Inc		16	127	2¾	2½	2 9/16	-3/16
Alpha Ind		22	404	9⅝	9⅛	9⅝	+⅛
Am Isr Pa	1.04	7	8	38¼	38	38¼	
Amdahl	0.05	47	1000	11¾	11½	11¾	+¼
AmerExpl		1312	212	13⅛	13	13⅛	+¼
Ampal-AmA		61	129	6½	5⅞	6½	+1/16
ASR Inve	2.00	10	11	17⅝	17½	17⅝	
Astrotech		22	213	7⅜	6⅞	7⅛	
Atari		11	3839	8¾	8⅛	8⅛	-½
Audiovx A		6	153	6 5/16	6⅛	6 5/16	+1/16
AviveADR		43	5	3½	d3½	3½	
B&H Ocean	0.60	11	43	2 3/16	2 3/16	2 3/16	-1/16
BadgerMtr x	0.88	12	2	27⅛	27⅛	27⅛	-¼
BaldwnT A	0.04	32	859	3⅞	3 13/16	3⅞	-1/16
BATadr	0.85	11	1431	16⅝	16⅛	16⅜	+⅛
Beard			12	2¾	2¾	2¾	
Binks Man	0.40	18	18	23⅞	23⅝	23⅝	-¼
Bio-Rad A		15	131	51½	50¾	51½	+½
Bowmar		4	73	2⅜	2⅛	2⅜	+⅛
Bowne	0.36	14	160	u20½	19⅞	20½	+½
Brascan A	1.04	23	137	19¾	19½	19¾	+¼
Calprop		2	10	¾	¾	¾	
Cambrex	0.20	16	448	u48¼	48	48	+¼
Can Marc	0.14	30	10	10¼	10⅛	10⅛	-⅛
Cntrl FdA	0.01		181	5⅛	5	5⅛	+⅛
Cominco	0.30	15	3	22½	22¼	22½	+½
CmpTch		34	41	12	11¾	11⅞	
Compotrac		34	31	2⅞	2¾	2¾	-1/16
Concd FbA		10	83	u5¾	5 11/16	5¾	+1/16
CrossAT A	0.64	19	349	16⅛	15½	16	+½
Crown C A	0.40	2	11	17½	17¼	17¼	-¼
Crown C B	0.40	2	138	16¾	16	16⅛	-⅝
Cubic	0.53	25	8	33½	33¼	33½	
Customedix		16	z100	2	2	2	
DI Inds		5	1367	1⅞	1¾	1 13/16	+1/16
Decomman		13	80	14⅝	14½	14½	
Eastn Co x	0.48	24	5	11⅝	11⅝	11⅝	
Echo Bay	0.07	38	8398	13½	13	13½	+⅜
Ecol En A	0.32	27	10	8½	8½	8½	
Edisto Rs		18	348	10	9⅝	9⅞	+⅛
Epitope		19	1024	u21	19½	20⅝	+1
Fab Inds x	0.70	19	14	29⅛	29⅛	29⅛	-¼
Fina A x	2.80	15	15	53⅞	53¼	53¼	-¼
Forest La		18	2934	42¼	41¼	41¼	-¼
Frequency		110	113	7⅞	7⅜	7¾	+½
Garan	0.80	15	79	17⅜	16⅝	17¼	+½
Giant FdA	0.76	20	519	34½	34¼	34½	
Glatfltr	0.70	11	95	17¾	17⅝	17⅝	-⅛
Goldfield		10	258	⅝	⅝	⅝	-1/16
HasOlr		4	626	1½	1⅜	1 7/16	
Hasbro	0.40	21	1302	38¼	37⅝	37¾	-½
Health Ch		206	35	2 1/16	2	2 1/16	+1/16
Heico	0.10	27	103	u19⅞	19¼	19⅞	+⅞
HvrantanA		11	482	7 1/16	6⅞	7	-⅛
InstronCp	0.16	20	6	13⅝	13⅝	13⅝	+⅛
Int. Coms		24	5201	8¾	9⅞	9 3/16	-1/16
Internage		43	478	16⅛	15½	16⅛	+½
Ivax	0.10	25	3311	27¾	27⅜	27½	
Jan Bell		24	375	2¾	2⅝	2 11/16	-1/16
Kinark Cp		13	10	4⅝	4⅝	4⅝	
Kirby Exp		47	878	17¾	17⅛	17⅝	+⅜
KogrEq		7	153	12⅝	12½	12⅝	
Laberge		65	610	9 3/16	8 13/16	9 3/16	
Laser Ind		69	2341	18⅞	16	18¾	+2⅜
Lumex Inc		3	21	11	10⅞	10⅞	-⅛
Lynch Cp		22	15	83	82	82	-1½
Maxxam		6	64	43⅜	42⅞	42⅞	-⅝
Media A x	0.48	21	303	38¼	37½	37½	-⅜
Mem Co	0.20	2	20	3⅜	3¾	3⅜	
Ntromedia		4	928	14¼	13¾	14	+½
MitelLd			20	7⅛	6 13/16	6 13/16	
Moog A	1.80	15	17	20½	20⅜	20½	+⅛
MSR Expl		13	9	13/16	⅞	13/16	
NatPatDev		81	108	11½	11¼	11⅜	
NY TmA x	0.56	22	8535	33⅛	32½	32⅞	-⅜
NumacE		110	29	4½	4 7/16	4 7/16	
NVR		8	85	10⅝	10½	10⅝	
Pegasus G	0.10	150	4792	15¼	14⅞	15	+¼
Perini	0.80	1	30	11⅛	10⅞	11⅛	
Pittway A	0.33	25	26	48¼	47	48¼	+1½
PMC	1.12	12	27	13⅛	13	13	
RaganBrad		118	z100	32	d32	32	
SJW Corp	2.22	9	10	37⅜	37⅛	37⅛	
Tab Prods x	0.20	22	6	7½	7⅜	7½	
Tel&Data	0.40	22	657	43¾	43⅝	43⅝	-¼
Thermedcs		62	189	30⅝	29⅞	30	+¼
Thermolss		38	213	39⅜	38¾	39	-⅜
TotPNA	0.30	158	896	11⅞	10¾	11⅛	+⅛
TownCntry		5	518	1⅜	1 5/16	1¼	-⅛
Triton		0	14	9/16	½	½	
Tubos Mex		4	5188	9⅛	9	9	-1/16
TurnrBrA	0.07	117	187	27	26⅞	27	
TurnrBrB	0.07	118	2342	27¼	27	27¼	
UtdFoodsA		34	36	2 1/16	1 15/16	2 1/16	+⅛
UtdFoodsB	0.20	34	51	2 1/16	1⅞	2 1/16	+1/16
US Cellul		25	226	31⅞	d31⅝	31⅝	-⅜
ViacomA		133	811	41½	40⅞	41¼	+¼
ViacomB		136	5302	42⅞	42	42⅝	
WRIT x	1.12	18	93	12¼	12	12¼	
Xytronix		4	201	3 3/16	3⅛	3 3/16	

Have your FT hand delivered in

Luxembourg.

Gain the edge over your competitors by having the Financial Times delivered to your home or office every working day. Hand delivery services are available for subscribers throughout the Grand Duchy of Luxembourg. Please call +32 2 548 95 50 for more information.

Financial Times. World Business Newspaper.

FT GUIDE TO THE WEEK

MONDAY 3

British beef battles back

EU farm ministers are likely to reject the Commission's proposal for an early lifting of the ban on UK exports of beef by-products. The move will force the Commission to impose the measure unilaterally. Meanwhile, negotiations seem well underway on a framework agreement for the broader ban to be lifted. Both conditions laid down by John Major, the UK prime minister, as precursors to Britain ending its non-cooperation with the EU, would then be fulfilled.

Arafat makes Oxford speech

Yasser Arafat, the Palestinian president, makes his first speech since the election of Benjamin Netanyahu as Israeli prime minister cast doubts on the future of the Middle East peace process. Mr Arafat will address the Oxford Union after meeting the UK prime minister, John Major (to June 4).

Nato conference in Berlin

Nato generals and politicians from the member states meet in Berlin to reform the internal structures of the military organisation (to June 4). The aim is to give Nato greater response flexibility. At the same time, there is expected to be a debate about how far to go in expanding Nato eastwards – which unsettles Russia.

UK blocks EU decisions

Britain's blocking of decisions requiring unanimity in the council of ministers will impact on meetings of EU finance and, separately, social affairs ministers. Policies likely to fall include measures to combat fraud in the EU and a proposal to make 1997 the "Year against Racism". Preparations for the heads of state summit in Florence will not be affected.

Greece holds shipping fair

Athens' port of Piraeus hosts the biennial Posidonia international shipping fair. It will be attended by several thousand shipowners, bankers, brokers, insurers, shipbuilders and marine equipment suppliers. However, most business is done during a dizzying round of parties and aboard Greek tycoons' yachts (to June 6).

UN conference on cities

The United Nations Conference on Human Settlements opens in Istanbul to discuss the future of the world's overcrowded cities (to June 14). This is the last in the series of UN mega-conferences following those on women (Beijing), population (Cairo), human rights (Vienna), the environment (Rio de Janeiro) and the "social summit" (Copenhagen).

Turkey no-confidence debate

Turkey's parliament begins a no-confidence debate which is expected to culminate in a defeat for the minority conservative coalition government of Mesut Yilmaz. Mr Yilmaz's alliance partner, Tansu Çiller, and the Islamist Refah party have both said they will vote against him. If he loses, Mr Yilmaz or another party leader must try to form a new cabinet. If all else fails elections will be called – only seven months after polls gave no party a clear mandate.

FT Survey

Turkey.

Public holidays

Cook Islands, Cyprus, Greece, Iran, Ireland, New Zealand, Uganda, Ukraine.

Monica Seles of the US triumphs over Magdalena Maleeva of Bulgaria to move into the quarter-finals of the French tennis Open. The finals are at the weekend

TUESDAY 4

Irish president visits UK

Mary Robinson, the president of Ireland, arrives in London on the first official visit to the UK by an Irish head of state since its independence (to June 7). Her trip celebrates the links between the countries at a time of increasing proximity between their governments. Ireland also represents Britain's sixth biggest export market. As well as seeing the prime minister, John Major, and the leaders of the Labour party and the Liberal Democrats, Mrs Robinson will breakfast with leading industrialists. She will have lunch at Buckingham Palace and, in deference to the Viking roots it shares with Dublin, visit York.

Europol compromise threat

The meeting of EU justice and home affairs ministers in Luxembourg is likely to be disrupted by Britain's non-co-operation. One of the main subjects will be Europol, the EU-wide police force designed to tackle problems such as terrorism and the drugs trade. A compromise aimed at meeting the UK's objections to a ruling on Europol disputes could become a victim of the UK's policy. Other subjects include the battle against illegal employment of immigrants from third countries.

WTO in US maritime talks

Senior negotiators meet at the World Trade Organisation in Geneva to see what can be salvaged from the wreckage of talks on liberalising maritime services following Washington's apparent decision to withdraw (to June 30). The EU has been negotiating to present a package of market-opening offers in the hope that the US can be persuaded to change its mind. However, an about-turn is unlikely, given the strength of the US maritime lobby and the impending US presidential election.

FT Survey

World Shipping.

Public holidays

Ghana, Iran, Tonga.

WEDNESDAY 5

Opec debates oil quotas

Iraq's return to the international oil market will be the main topic at the annual conference of the oil ministers of the Organisation of Petroleum Exporting Countries (Opec) in Vienna. Last month's agreement with the UN gave Baghdad the right to export 700,000 barrels a day. This would take the daily output of Opec countries above the official limit of 24.52m. Some of the 12 states are calling for a cut in quotas to prevent a drop in oil prices.

Franco-German summit

French and German state and government leaders hold their 67th round of consultations in Dijon, France. High on the agenda will be military co-operation as well as attempts to break the deadlock over a proposed European Union energy law, which could pave the way for gradual liberalisation of the energy sector.

Athletics

IAAF grand prix meeting, Rome.

FT Survey

FT Review of Information Technology.

Public holidays

Denmark, Equatorial Guinea, Seychelles, St Pierre.

THURSDAY 6

World chess championship

Anatoly Karpov, the International Chess Federation (Fide) world championship holder, begins a much-postponed match with Gata Kamsky (to July 14). The 20 games will be in the Caucasian republic of Kalmykia, whose 34-year-old president, Kirzhan Ilyumzhinov, is putting up $2m (£1.3m). Ilyumzhinov is also the Fide president. The winner should meet Garry Kasparov, the real number one and champion of a breakaway group.

China/US discuss piracy

Chinese and American negotiators resume talks on China's implementation of a February 1995 agreement on curbing intellectual property rights abuses (to June 7). The US has threatened to impose sanctions on Chinese imports unless Beijing fulfils undertakings to stop rampant piracy of US entertainment and information products. The deadline is June 17. China has said it will retaliate.

Cricket

First Test match, England v India, Birmingham (to June 10).

Golf

English Open, Forest of Arden (to June 9).

FT Survey

Brazil and the state of Bahia.

Public holidays

Andorra, Austria, Bolivia, Brazil, Chile, Costa Rica, Dominican Republic, Equatorial Guinea, Germany (many länder), Grenada, Korea, Liechtenstein, Monaco, Poland, Portugal, San Merino, Seychelles, South Korea, St Lucia, Switzerland (many cantons), Trinidad, Vatican City.

FRIDAY 7

Japanese confidence tested

Fresh light will be thrown on Japan's economic recovery following its worst downturn since the 1930s, when the Bank of Japan releases its quarterly Tankan survey of corporate confidence. The index is expected to register a slight improvement on the last Tankan, which showed Japanese companies were at their least gloomy for four years. However, the balance between businesses reporting better and worse conditions is likely to remain slightly negative. This would confirm the BOJ's belief that now is not the time to raise interest rates.

FDP congress in Germany

The liberal Free Democrats, the junior coalition partner of Germany's chancellor, Helmut Kohl, hold their annual congress in Karlsruhe, Baden Württemburg (to June 9). Although there may be attempts by the party's traditional wing to revive the civil liberties profile of the FDP, the message from Wolfgang Gerhardt, its leader, is that the liberals are Germany's only real proponents of low taxation.

Horse racing

The English Oaks, a classic 1½-mile race for three-year-old fillies, is contested at Epsom racecourse, near London.

Athletics

IAAF grand prix meeting, Moscow.

FT Survey

Bahamas.

Public holidays

Bahamas, Malta.

SATURDAY 8

French PM goes to Canada

Alain Juppé arrives in Ottawa for the first visit by a French prime minister to Canada since 1987. Mr Juppé's talks with Jean Chrétien, his Canadian counterpart, are expected to focus on the upcoming meeting of the G7 group of leading economic powers in Lyons. However, interest will centre on Mr Juppé in Quebec. The French-speaking province's separatist government would like a hint of an endorsement for Quebec independence.

Peru offers big equity issue

In promoting what may be Latin America's largest equity offering this year, the roadshow of Telefónica del Peru starts in Miami. The team seeks foreign investors to buy up to $1.4bn in shares and will visit 23 cities in the US, Asia and Europe.

Football

Euro 96 – the European football championship finals – kicks off at Wembley stadium, London, with England playing Switzerland. The qualifying started in September 1994, with 47 national teams. Now, 230 games later, 16 finalists compete in a tournament that is expected to attract around 250,000 foreign fans to British stadiums. The favourites are Germany, Italy and Holland. The tournament is the world's third largest sports event – after the Olympic Games and the soccer World Cup.

Horse racing

The English Derby, for three-year-old colts – 1½ miles, Epsom racecourse – is likely to be an unusually wide-open race.

SUNDAY 9

A bridge too far?

Voters decide whether to spend up to SFr700m (£363m) on a road suspension bridge or tunnel across Lake Geneva in Switzerland. The idea – to relieve Geneva's traffic congestion – was approved in a 1988 referendum. However, it may not be needed and a Yes vote would mean higher vehicle licence duties – painful for a city with one car for every two inhabitants.

50th anniversary of Thai king

Thailand celebrates the 50th anniversary of the coronation of King Bhumibol Adulyadej, the world's longest-reigning monarch. Although a constitutional monarch, the king, through his many social work programmes and discreet but intense interest in his country, has gained so much respect that he has built up a "reserve power" – which he has exercised in moments of crisis.

Compiled by Simon Strong.
Fax: (+44) (0)171 873 3194.

ECONOMIC DIARY

Other economic news

Monday: The UK's purchasing managers' index should underline current manufacturing weakness although demand for consumer goods is expected to have strengthened. Growth in UK M0, the narrow money supply measure, is expected to have risen again last month, pointing to strength on the high street.

Tuesday: Economists think US factory goods orders fell in April. Japan is expected to record a further contraction in its trade account surplus in April.

Wednesday: German gross domestic product is forecast to have fallen again in the first quarter of this year. However, German manufacturing orders data for April due this week are expected to show that demand has begun to recover. No change in interest rates is likely at the latest UK monetary meeting between the chancellor and the governor of the Bank of England.

Thursday: The latest snapshot of UK retail sales will be provided by the Confederation of British Industry's distributive trades survey for May.

Friday: The US employment report is expected to show a further steady increase in non-farm payroll jobs last month.

Statistics to be released this week

Day Released	Country	Economic Statistic	Median Forecast	Previous Actual
Mon	US	May domestic auto sales	7.3m	7.0m
June 3	US	May domestic light truck sales	6.1m	5.8m
	US	Apr leading indicators	0.2%	0.2%
	US	May Nat Ass purchasing managers	51.2%	50.1%
	US	Apr construction spending	-0.1%	3.1%
	Japan	May auto sales**	-	-0.1%
	Japan	May forex reserves*	-	0.9%
	UK	May chart inst purchasing mngrs	-	48.3%
	UK	May M0*	0.2%	0.5%
	UK	May M0**	5.9%	5.6%
Tues	US	Mitsubishi indx	-	3.0%
June 4	US	Apr factory orders	-0.9%	1.6%
	US	Apr factory inventories	-	unch
	US	Johnson Redbook June 1	-	6.3%
	Japan	May trade balance (1st 20 days)	-	Y155bn
	UK	May official reserves	-	-$64m
Wed	US	Apr home completions	-	1.39m
June 5	Germany	1st qtr gross dom prod (West)***	-0.2%	-0.6%
	Germany	1st qtr gross dom prod (West)**	0.4%	0.8%
	Germany	1st qtr GDP (pan-Germany)***	-0.5%	-0.4%
	Germany	1st qtr GDP (pan-Germany)**	0.2%	1.0%
	Italy	May consumer price indx*	0.4%	0.6%
Thur	US	Weekly M2 w/e May 27	$4.4bn	-
June 6	US	Initial claims w/e June 1	346,000	-
	UK	May CBI distributive trades	-	n/a
Fri	US	May non-farm payrolls	170,000	2,000
June 7	US	May manufacturing payrolls	4,000	-17,000
	US	May hourly earnings	0.1%	0.6%
	US	May average workweek	-	34.3
	US	May unemployment rate	5.5%	5.4%
	US	Apr wholesale trade	-	0.4%
	US	Apr consumer credit	$8.0bn	$6.3bn
	Japan	May Bank of Japan Tankan survey	-	n/a
	Japan	May BoJ Tankan DI (manufacturing)	-6.0%	-12.0%
	Japan	May BoJ Tankan DI (non-manuf)	-13.0%	-18.0%
	Japan	1996 Tankan capital spending	3.0%	0.6%
	UK	Apr housing starts	-	n/a
During the week...				
	Germany	Mar trade balance	DM7.5bn	DM8.8bn
	Germany	Mar current a/c	DM0.0bn	DM0.7bn
	Germany	Apr manuf'g orders (pan-Germany)*	0.5%	1.2%
	Germany	Apr industrial prod (pan-Germany)*	0.9%	2.1%
	Germany	Apr manuf'g output (pan-Germany)*	0.3%	1.0%
	Germany	Apr industrial production (West)*	-	1.6%
	Germany	Apr capital a/c	-	-DM4.6bn
	Germany	Apr net foreign sector purchases	-	-DM4.9bn
	Germany	May final cost of living (West)*	-	0.1%
	Germany	May final CoL (pan-Germany)*	-	0.1%
	Germany	May Final CoL (pan-Germany)**	-	1.5%

*month on month, **year on year, ***qtr on qtr, † seas/adj *Statistics, courtesy MMS International.*

MONDAY PRIZE CROSSWORD

No.9,084 Set by DANTE

A prize of a Pelikan New Classic 380 fountain pen for the first correct solution opened and five runner-up prizes of £35 Pelikan vouchers will be awarded. Solutions by Thursday June 13 marked Monday Crossword 9,084 on the envelope, to the Financial Times, 1 Southwark Bridge, London SE1 9HL. Solution on Monday June 17. Please allow 28 days for delivery of prizes.

Name.....

Address.....

ACROSS

1 Highly attractive part of Belgium (8)
5 Keen insight shown by a hundred upper-class types (6)
10 The ghost of Shakespeare? (5)
11 Medical treatment in battle (9)
12 Vital to take doctor and soldiers to America (9)
13 Batsman's prayer before digging in? (5)
14 It comes straight from the heart (6)
15 Figure the mob rush out to see (7)
18 Nine to five, he goes round the old city (7)
20 Soldiers holding deserter without charge (6)
22 It flies a welcome in the British fleet (5)
24 Style of writing suitable for circular letters? (5,4)
25 Fruit I can mince in a machine (9)
26 Show girl without sex appeal? (5)
27 Keeping secret can mean a thrashing (6)
28 Hands and feet, for example (8)

DOWN

1 They are bound to hold different views, for instance (6)
2 Collected stories of French romance, perhaps (9)
3 Sort of policy for keeping out of trouble (15)
4 Saving firm beset by money trouble (7)
6 Reason for a moving communication (6,2,7)
7 Obtain a girl's name, or I am upset (5)
8 Absurd production of Lear? (8)
9 Landlord offers reduction without commission (6)
16 Officer of vessel I read about (9)
17 Go over the limit (8)
19 Letting the telephone sound after a call for attention (6)
20 Holy food from Switzerland (7)
21 Ladies in fashion or models (6)
23 Soft-hearted diva, uncommonly flat (5)



Winners 9,073

Iaim Spark, Paris,
Clive Bainbridge, Northolt
Mrs Sarah Gregory, Lincoln
S.R. Palmer, Langley, Berkshire
J.W. Pentelow, Uxbridge
Lisa Jones, Chipping, Lancs.

Solution 9,073

F	I	R	E	C	R	A	C	K	E	R		R	O	B
A		E		H		B		I		E		E		E
N	U	D	G	E		S	A	N	D	P	A	P	E	R
L		S		S		T		D		L		E		A
I	N	T	E	S	T	A	T	E		E	X	A	C	T
G		A				I		S		N		T		E
H	A	R	P	O	O	N		T	A	I	L			
T		T		V						S		S		A
				B	E	E	R		M	O	H	I	C	A
A		G		R		E		A				A		N
B	O	A	S	T		D	I	S	M	A	N	T	L	E
S		S		H		O		S		U		H		A
O	P	P	O	R	T	U	N	E		O	R	T	L	L
B		E		O		B		U		I		N		E
B	E	D		W	A	T	E	R	L	O	G	G	E	D

BREITLING
1884

CHRONOMAT

At a time when instruments unerringly cope with Mach 2 flight data, continued improvements to the mechanical chronograph simply underscore that there's more to time than technology. A movement's intricate beauty or a hand-polished case's lustrous gleam do put technological progress in a broader perspective.
Like the Cosmonit, the world's first but surely not last supersonic transport, CHRONOMATS draw time and space ever closer with aesthetic excellence as well as outstanding technical performance.

BREITLING SA
P.O. Box 1132
SWITZERLAND - 2540 GRENCHEN
Tel.: 41 65 / 51 11 31
Fax.: 41 65 / 53 10 09

INSTRUMENTS FOR PROFESSIONALS

JOTTER PAD

هكذا من الاصل

TURKEY

Riot police clash with May Day demonstrators last month in Istanbul

Istanbul: a view of the Bosporus (see page 5)

IN THIS SURVEY

● The economy: tightrope walker's next trick
● Customs union: start in the right direction
Page 2
● Politics: fight of the centre-right
Page 3
● Business: prosperity despite the state
● Irrigation: south becomes the country's fastest-growing region
Page 4
● Urbanisation: invasion of the cities
● Infrastructure: power cuts
Page 5
● Izmir: city of hustle and bustle
Page 6

Editorial production: Gabriel Bowman

A slim chance to stop the drift

Hard realities have again closed in on the country, following the breakdown of the Motherland-True Path coalition. This survey was written by John Barham

By tradition, Turkey's long, hot summers are a time when Turks can turn their backs on their country's problems. Difficulties which appeared so overwhelming only a few months ago, seem to diminish, if not vanish completely. Worries over inflation, inoperative government, even the interminable war against Kurdish separatists in the south-east, all seem to get lost in the haze of summer.

But not this year. Summer has intensified the political battle between the country's two rival conservative leaders – Mr Mesut Yilmaz, the prime minister, and Mrs Tansu Çiller, his predecessor. Today parliament is to begin a no-confidence debate which will probably end their three-month-old minority coalition government.

Turkey has been adrift since September last year, when Mrs Çiller called early elections. The elections, held on December 24, produced a hung parliament, giving no party a clear mandate to rule although the Islamist Refah party won most votes, taking 158 seats in the 550-member parliament.

The fight to the finish between Mr Yilmaz and Mrs Çiller for control of the divided centre-right is disrupting the entire country. Decision-making in the capital, Ankara, is paralysed because the cabinet has ceased to function normally. Business decisions are also on hold wherever possible: planning more than 60 days ahead is considered too risky.

The struggle for supremacy between the Motherland party of Mr Yilmaz and Mrs Çiller's True Path party is not new: the centre-right split 13 years ago as Turkey returned to civilian rule. This conflict has virtually halted reform since early 1990s, allowing Turkey's array of social, economic, political and foreign policy problems to escalate to their present critical state.

An ungainly alliance between the True Path and the centre-left People's Republican party (CHP) ruled Turkey from 1991-96 first under Mr Süleyman Demirel, now the president, then under Mrs Çiller, while Motherland remained in opposition. But the left-right coalition's ideological division prevented important economic reform and political reforms.

Neither Mr Yilmaz nor Mrs Çiller has successfully addressed issues such as Turkey's unsustainable government budget deficits; its collapsing infrastructure; rising social discontent; the 12-year Kurdish rebellion in the south-east; remedying Turkey's human rights record. Although there is a national consensus on how to solve many of these issues – an opinion poll recently found that 57 per cent of Turks support privatisation – action requires determined government.

Turkey's troubles are becoming so acute that delay in confronting them is making the inevitable reforms infinitely more painful.

The most obvious and dangerous hazard is the risk of an impending financial market crisis or even hyperinflation caused by rapidly mounting government budget deficits (up by one-third in dollar terms over last year, to a forecast $12bn). Nearly all of this must be financed locally, but could soon grow too big for domestic markets to handle.

The treasury's debt rose by nearly a quarter in dollar terms between January and April alone, to almost $30bn. Real yields now stand at about 50 per cent a year and maturities are no greater than 180 days, reflecting deep misgivings over the credibility of government policies.

The huge transfer of wealth from the treasury to its lenders – roughly $8bn in 1995, maybe twice that this year – is further dividing society between an increasingly wealthy and ostentatious minority and the majority struggling to survive inflation and low wages.

Social discontent is rising as opportunities for advancement among the dispossessed recede. Adequate education, housing and jobs appear beyond the reach of more and more people. A bloody May Day rally in Istanbul in which three people were killed revived fears, particularly in the business community and the middle classes, of more unrest to come.

Yet it would be wrong to write Turkey off as a basket case. Most of its problems can be resolved by a period of decisive government. Whichever party or coalition rules Turkey next could quickly slay inflation, assuming it has the political will.

Aggressive tax reform is needed to close loopholes, widening the tax base, lowering rates and stamping out evasion. Tax dodging is so widespread that closing down the underground economy (reckoned to be as large as the official one) would easily eliminate the budget deficit.

Lowering inflation would make the treasury's debts more manageable and bring down interest rates, so that companies would invest more. Deregulation and privatisation would further cut government deficits, boosting productivity and growth as well. Privatising the utilities would also avert impending electricity cuts.

Turkey's economy is a chronic underperformer, but growth could accelerate to 6 per cent a year in a stable environment, fostering social stability by creating more jobs, raising living standards and reducing the widening gap between rich and poor.

A strong, stable Turkey could even feel confident enough to find a political solution to the 12-year Kurdish uprising. The military justifies its campaign in the south-east by claiming guerrillas of the Kurdistan Workers party (PKK) are supported only by Turkey's traditional enemies, Syria and Greece. Mrs Çiller used to bolster her weak 1993-96 coalition government by stoking anti-PKK nationalist fervour.

The war looks unwinnable by either side. Tantalisingly, aides to Mr Yilmaz promised a package of reforms legalising broadcasts and education in Kurdish as well as decentralising government and increasing subsidies. This would go a long way to ending the rebellion, but security hardliners have blocked the changes, so fighting continues.

Stopping the bloodshed would save many lives – over 20,000 civilians, guerrillas and soldiers have died since fighting began in 1984. It would also remove the biggest blemish on Turkey's international reputation and constraint on foreign policy. Freed of an image of brutal oppressor of minorities and backed by a vibrant economy, Turkey could play the important role in European affairs it craves.

Sadly, however, few observers can see any of the above happening soon because the political deadlock is so tight.

Mr Cem Duma, a top diplomat turned business consultant, says "there is no rational dialogue" between the bureaucrats and politicians who defend the corporatist system of big state companies, strong government and powerful army and the proponents of international cooperation, free markets and minimalist government.

Mr Albert Nekimken, director of research at Istanbul's Demirbank, adds that the business world is content to allow the present situation to continue simply because it is so profitable – investors earn real returns of 20-50 per cent a year lending to the government.

Unless the centre-right forms a viable government able to turn the economy around, Mr Selim Oktar, general manager of Strateji-Mori, Turkey's leading polling company, reckons Refah, which took one-fifth of the vote in the December election could take over one-third of the votes if elections were held now, possibly giving it a majority in the 550-member parliament.

Although Refah claims to speak for the poor, disgusted at government corruption and despairing of ever obtaining a minimum of social justice, even some captains of industry believe a coalition with Refah's participation could bring a period of stable government. Big business trusts Motherland's formidable economic team, led by Mr Rüşdü Saraçoğlu and reckons it can live with the Islamists.

Mr Erol Sabanci, scion of one of Turkey's most powerful industrial families says a "Motherland-Refah [coalition] would be better-performing than this government. Personally, I am not worried about [Refah] in government. I am not saying they will be successful or not, but [the threat of Refah] has been exaggerated outside Turkey."

Yet Refah's populism could spell economic disaster if allowed full rein. Its radical core, which wants to establish an Islamic republic, could lead to trouble with the army.

Doomsday scenarios are two-a-penny in Turkey these days. Some pundits predict Algerian-style civil war, others a Brazil-like hyperinflationary collapse into disorder, or a return to the street fighting that led to the 1980 military coup.

They are all likely to be proved wrong. Turkey's strength is an extraordinary ability to muddle through. This is also its great weakness because it has allowed the ruling elite to prolong irresponsible policies that do great damage to the people and the country's future. Turkey's friends must hope that the next prime minister will have the vision to steer the country away from the rocks.



When business comes to Turkey, banking comes to İktisat.

In a global economy, the demands of foreign trade finance require a reliable partner. A partner with the competence, experience and imagination to find the right solution for your opportunity.

As Turkey's full service merchant banking group, İktisat has the resources, professional organization and technology to make fast, informed decisions to meet your trade finance needs.

And people with the commitment to building relationships that lead to success.

Find out why İktisat is the choice in Turkey for more than 1,500 correspondant banks around the world.

IKTISAT BANKASI
Trade Finance Since 1927

Please call Mrs. Nebahat Timur Tokgöz A.G.M, International Banking

Head Office : Büyükdere Cad. No. 165 Esentepe, 80504/ Istanbul
Tel : (90) (212) 274 11 11 Fax : (90) (212) 274 70 28

■ The economy

The tightrope walker's next trick

Domestic debt is the most urgent problem. Already, inflation is running at 81% a year

Turks take a perverse pride in their mastery of economic tightrope walking. The country almost toppled over in 1994, when government overspending led to a balance of payments crisis and Turkey's worst recession in recent history. But the economy bounced back within six months, posting 8 per cent growth in 1995.

Although the government *promised tough policies in 1994* to avoid another brush with doom, it pushed through few meaningful reforms. Two years on, it is again defying the laws of economics by pursuing unsustainable policies.

Some analysts fear that without corrective measures – which depend on increasingly uncertain political factors – it is only a matter of time before Turkey must choose between hyperinflation or a government default on its bulging domestic currency debts. *A senior US* banker in Istanbul says: "Turkey is reaching the brink. It needs to decide whether to be a basket case or move on."

The domestic debt is the government's most urgent problem. Although the debts are relatively small – the portion held by the public was equivalent to $23.53bn, or 14 per cent of GDP at the end of 1995 – but they are becoming increasingly unmanageable.

Maturities have shortened to little more than 180 days and real interest rates fluctuate between 20-50 per cent a year as financial markets demand higher and higher risk premiums. As the government's budget deficit grows, so do the risk *premiums, further inflating the* deficit and the debt.

The debt grew by nearly a quarter in dollar terms in the first four months of the year. This year's deficit could easily exceed $12bn, about 7 per cent of (officially recorded) GDP, against $8.6bn in 1995.

Few economists expect Turkey to have any trouble servicing its $73.78bn foreign debt. Indeed, international lenders take a sanguine view of Turkey, charging a relatively low premium of 2 percentage points over international benchmarks for its latest $500m three-year Eurodollar loan.

However, there may be limits to the international market's appetite for financing the treasury. Although Turkey borrowed over $1bn overseas in the first half of this year, this was still less than its debt service bill for the period. Standard & Poor's, the Wall Street rating agency, says Turkey is the second weakest of the 58 *countries it covers, losing only* to Venezuela. S&P rates Turkey's long term at a below investment grade B+.

The government's deficit could soon be so large, and interest rates so high, that it cannot be financed locally or overseas. Servicing the domestic debt already absorbs two-thirds of tax revenues and half the budget. With political chaos in Ankara, the public sector borrowing requirement's growth shows no sign of abating.

Ministers will soon have to choose between default or accelerating monetisation of the debt, risking hyperinflation. Inflation is already running at 81 per cent a year. The market senses this, charging premiums reserved for the very highest risks.

Mr Volkan Sari, market strategist at Global Securities, an Istanbul brokerage, says "the markets are very, very nervous. [Annualised] yields on treasury bills have gone to 135 per cent from 115 per cent one week ago. There is going to be a crisis in the autumn, possibly with hyperinflation and a loss of control over the currency."

However, some foreign bankers believe the treasury could impose a unilateral debt restructuring, swapping its high-yielding, short-term paper with long-dated, low interest bonds. This would cause considerable short-term dislocation, but experience in Latin America has shown that markets can quickly absorb properly executed defaults as long as they proceed thorough economic reform.

But Mr Rüşdü Saraçoğlu, *minister of state for economics*, said in April: "Debt consolidation or devaluation are not on the government agenda. In free market economies the state cannot change the rules or conditions about debts."

Political upheaval now means that even a minimum of economic reforms cannot be carried out this summer to head off a crisis in the autumn, when inflation traditionally increases and hard currency inflows decline. Privatisation, *arguably the quickest and easiest way of regaining credibility* looks impossible.

The absence of stable government, let alone one able to produce a coherent economic policy, makes support from the International Monetary Fund unlikely. Turkey's last SDR610m standby programme unravelled in September last year when Mrs Tansu Çiller, then prime minister, called elections.

Yet optimists believe the treasury and central bank could steer markets as skilfully as they did at the start of the year, when yields rose to 250.9 per cent after elections in which the Islamist Refah party took the most votes and almost succeeded in forming a coalition. Analysts point out that the central bank has liquid reserves of $9bn-$10bn available to stabilise markets.

Looking further into the future, optimists could also argue that hyperinflation, or at *least a severe financial crisis*, may finally force Turkey's populist politicians to adopt more responsible policies. It is unlikely that markets would resuming lending at tolerable rates unless Ankara takes credible deficit-cutting moves such as privatisation and social security reforms, preferably in the framework of a broader market-oriented restructuring of the economy. This would have to include privatisation of utilities and infrastructure, reform of the financial system, a broader but simpler tax system to combat evasion, and deregulation.

It is the private sector, with its generally well-managed companies with access to world financial and export markets that keeps Turkey moving. Mr Tim Bright, of Nicholson International, a recruitment company, says: "We are as busy as we have been for a while, with business coming in and companies here looking to expand." He says the recruitment market for top executives is often a good indicator of the health of the private sector.

The huge unrecorded economy – widely believed to be as large as the official one – also helps explain why Turkey has managed to stagger on. Last year's exports were probably far higher than the officially recorded $21.98bn. Anecdotal evidence suggests investment is also understated.

Yet the burden of public sector inefficiency, with its high taxes, regulations and decaying infrastructure, is considerable. Companies pay more for electricity than their international competitors, political instability discourages investment, few companies plan more than 60 days in advance.

The large underground economy, far from being a source of pride – Turks say it demonstrates their adaptability and dynamism – merely shows that businesses cannot function normally in the highly regulated formal system. The underground economy also adds to the government's budget deficit by evading taxes and not paying for public services such as electricity.

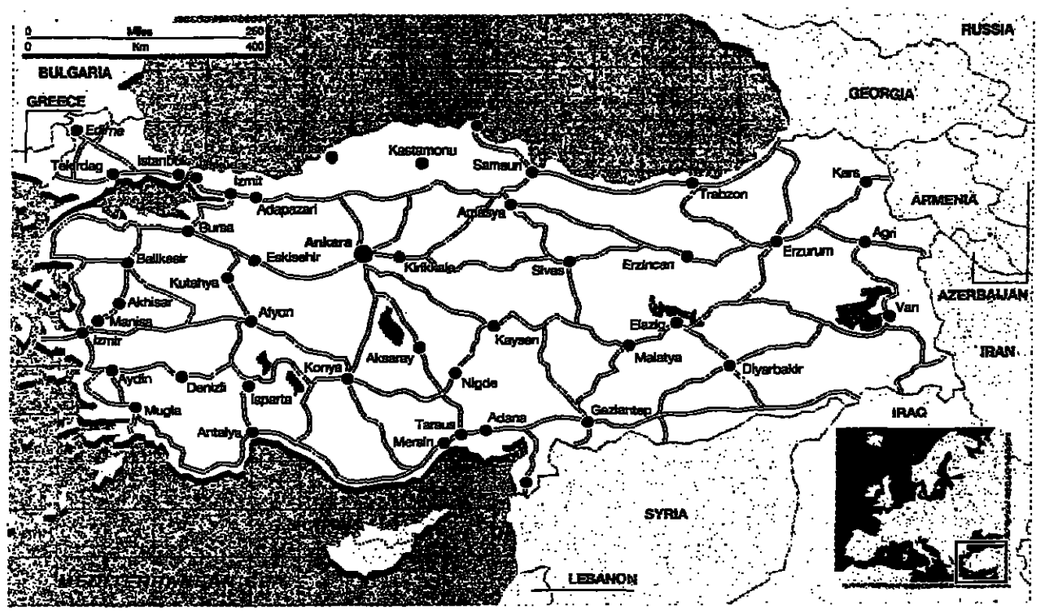

Inflation: consumer prices

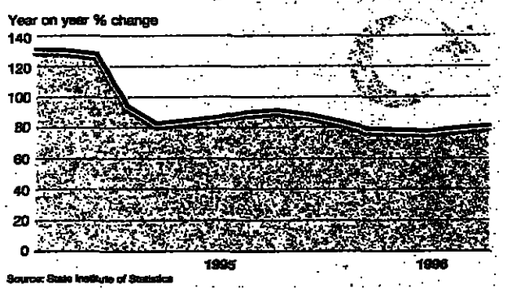

Treasury bills

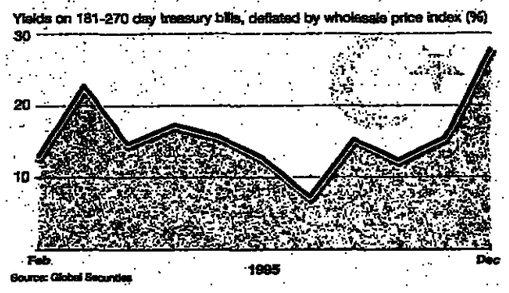

KEY FACTS

Area	769,360 sq km
Population	62.2 million[1]
Head of state	Suleyman Demirel
Currency	Turkish Lire
Average exchange rate	1995 $1=TL 45.845
	1996 $1=TL 68.008[2]

ECONOMY	1995	1996[3]
Total GDP ($bn)	178.5	185.3
Real GDP growth (%)	8.1	4.3
GDP per capita ($)	2,871	2,928
Components of GDP (1995, %)		
Private Consumption	69.0	N/A
Total Investment	28.1	N/A
Government Consumption	7.6	N/A
Exports	22.1	N/A
Imports	-26.8	N/A
Consumer prices[4] (% chng pa)	78.9	78.2
Ind. production (% chng pa)	12.1	6.0
Unemployment[5] (% of lab force)	7.8	7.7
Reserves minus gold ($bn)[4]	12.4	N/A
Stock mkt indx (% chng pa)[6]	-6.68	29.93[2]
Public sector deficit (% of GDP)	6.5	7.5
Money supply M2 (% chng pa)	101.7	85.5
External debt (% of GDP)	41.4	41.9
External debt per head ($)	1,190	1,226
Current account balance ($bn)	-2.34	-3.98
Merchandise Exports ($bn)	21.97	24.17
Merchandise Imports ($bn)	-35.19	-39.90
Trade balance ($bn)	-13.22	-15.73
Main trading partners (1994, %)[7]	Exports	Imports
Germany	21.7	15.7
US	8.4	10.4
Italy	5.7	8.6
UK	4.9	5.1
France	4.7	6.3
EU	45.6	44.2

(1)1995 mid-year estimate. (2)Year to date. (3)Estimate unless otherwise stated. (4)End period. (5)Recorded. (6)$ terms. (7)Share of world trade

Sources: Economist Intelligence Unit, Datastream, IMF

■ The customs union

A start in the right direction

Trade with the European Union is flowing smoothly, but its volume remains fairly low

Many Turks complain that the customs union between Turkey *and the European Union*, which came into force on January 1 has had no effect. Imported European goods from cheese to cars are as expensive as ever.

European Commission officials tell another story. Although it is too early to assess trade and investment flows, they say increased European competition, or at least the threat of it, is already having some positive effect. For instance, the price of consumer durables fell sharply in real terms in the first quarter. Foreign investment, mainly by Europe-based companies, rose to $340m in January alone after a record inflow in 1995. Teething *problems have nearly all* disappeared and trade is flowing smoothly between the two sides.

Turkey still needs to finish harmonising its laws with the EU's body of law and set up some enforcement mechanisms.

For instance, Turkey has passed EU-compatible anti-trust laws but has not yet set up an independent competition board to enforce the law. The government has not chosen the board's 11 members, appointed for a six-year term, because of disputes between the two coalition partners.

For months Turkey delayed signing a steel agreement which required Brussels to scrap a 4-8 per cent duty it levied on Turkish exports to the EU, simply because Ankara could not decide who to send to the signing ceremony. Some European exporters complain *of excessive delays by* over-zealous customs officials. One EU-based company with a factory in Turkey complained it was still being made to pay import duties on components from Germany months after the customs union began.

Turkey and the EU cannot agree on whether second-hand machinery, particularly cars, can be exported to Turkey. Ankara (supported by the mainly European-owned car industry) refuses to allow old cars in. The Commission demurs. An EU official says: "There is total disagreement here. The way the Commission sees it and the way the Turks see it are completely different."

However, none of these problems is likely to destabilise the customs union. With time, and assuming a minimum of political stability and economic reform in Turkey, investment flows should increase substantially.

Mr Cem Duna, the diplomat who led Turkey's customs union negotiations and is now a consultant, says: "There is tremendous interest in Turkey, but it is inactive because of Turkey's political crisis." He also criticises European investors who "underestimate Turkey. They are oblivious to the fact that the economy of Istanbul produces more than Hungary."

Still, Turkey has attracted *Japanese and South Korean* car investments. Toyota already has a factory near Istanbul that is cutting away at the quasi-duopoly of Fiat and Renault which have long-established plants in Turkey.

Honda, Mazda and Hyundai are in the process of setting up assembly lines too. They are producing mainly for the domestic market but once their local content meets EU norms, their cars can be exported to the EU duty-free.

Turkey's low wage economy is also starting to attract investment as companies relocate capacity in middle-to-low technology products such as textiles and *clothing or consumer goods* and cars. Yet with EU inward investment at less than $1bn a year, there is plenty of room for improvement.

EU exports and imports

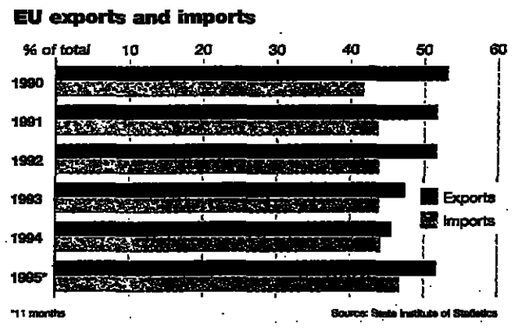

The head office of the Sekerbank in Ankara — Terry Kirk

Have your FT hand delivered in

Turkey.

Gain the edge over your competitors by having the Financial Times delivered to your home or office every working day.

Hand delivery services are available for all subscribers in the business centres of Ankara, Adana, Adapazari, Antalya, Balikesir, Bursa, Çanakkale, Denizli, Düzce, Erzurum, Eskisehir, Gaziantep, Gebze, Istanbul, Izmir, Izmit, Kayseri, KDZ-Eregli, Konya, K. Maras, Malatya, Marmaris, Manisa, Mersin, Ordu, Samsun, Söke and Trabzon.

Please call Dünya Süper Dagitim AS on (212) 629 0908 (30 lines) for more information.

Financial Times. World Business Newspaper.

PROFILE Gazi Erçel, governor of the central bank

Independence must not be taken too far

Gazi Erçel, Turkey's fifth central bank governor in three years, is keenly aware of the limitations of his job.

Mr Erçel was appointed in April as the compromise *candidate of the ruling* coalition's warring partners. All but one of his four predecessors were sacked by Mrs Tansu Çiller, the prime minister from mid-1993 to earlier this year. His immediate predecessor quit to become an MP in her True Path party and enter the cabinet.

Although on paper the central bank enjoys full autonomy, Mr Erçel says frankly: "In a democracy, governments are responsible for results. Decision-making processes should come from the cabinet. We [at the central bank] are high-ranking consultants. We can give high-level advice, but of course the decisions will be taken by the government. It designs the macroeconomic framework."

However, this does not mean the nominally independent central bank is just another arm of the government. It should strike a balance between pursuing *sound policies and helping the* government meet its economic targets. Mr Erçel says: "In conducting monetary policy, the central bank is independent. It does not mean that the central bank can do anything, it must implement the best policy."

> Ministerial squabbling has delayed the monetary targets

Mr Erçel, a good-humoured, expansive man has worked in key posts at home and abroad. After serving in the treasury, the central bank and the IMF, he joined the private sector and became president of Tütünbank, a medium-sized commercial bank.

Turkey's principal priority is to tame its chronic high inflation, now running at 81 *per cent a year, he says.* "In 2000 there will be first, second, third, and fourth league countries in the world. If we do not reduce inflation to single digits, we cannot be a player in the first and I doubt in the second league. I do not think Turkey deserves to be in the third league. We have to do more to cut inflation not the 'blah blah' type of approach. There is no other way."

He cautiously stresses the importance of working with the government to establish a credible medium-term macroeconomic programme which "decisively attacks inflation's source. The mechanism is very basic: reduce the PSBR, increase revenues, privatise."

Each quarter he plans to announce the coming quarter's monetary targets: "The market needs some stability, some future achievable three-month, six-month, one-year targets. We have to convince the *market that we are firm in* implementing these policies. If we are able to achieve our [initial] targets, I am convinced the market will say we are firm, decisive, credible people and immediately react positively."

However, squabbling between the government's rival economic ministers has forced him to delay the announcement of his monetary targets.

He remains a firm believer in the psychology of the market: "Expectations are the key issue. It is necessary to break the expectations of the man in the street and the private sector." Once the government has regained some credibility it can start slowly but surely to lower inflation to 20 per cent in three years and then steadily cut inflation down to single figures.

Gazi Erçel: "We give advice, but the government takes decisions"

Punitively high risk premiums on government paper would then begin declining, further lightening the treasury's interest bill and setting off a virtuous cycle of disinflation. However, market analysts are not convinced. Most expect both inflation and interest rates to move up *sharply in the autumn.*

Mr Erçel is particularly concerned at the gulf opening up between rich and poor, between those operating in hard currency and those exposed to heavy inflation. "About 50-60 per cent of the economy is indexed to foreign currency, mainly the D-mark, but the other half [holds] Turkish lira," he says.

Ominously, many of his predecessors at the central bank began with similarly rational and modest objectives. All failed to stand up to the politicians' hunger for revenue – financed by the central bank through inflation. Many in the market suspect that Mr Erçel *too may* either bend to the politicians' demands or be forced out of office, just like many of his predecessors.

هكذا من الأصل

■ Politics

Fight to the finish on the right

Both want a pro-western, free market and secular Turkey. But they hate each other

Exactly three months ago today, Mr Mesut Yilmaz, the prime minister, and his bitter political rival and predecessor, Mrs Tansu Çiller, signed a protocol detailing a complex power-sharing formula. The two agreed to form a minority coalition government and to rotate the premiership between them, with Mr Yilmaz starting first. The ceremony was treated as an state occasion and broadcast live on national television as the two leaders passed leather-bound volumes containing the agreement to each other.

The elaborate ceremony rekindled hopes that the divided centre-right would soon be united, ready to push through long-delayed reforms and above all hold the line against the Islamist Refah party now the largest in parliament.

It was not to be. The ink on the protocol had barely dried before the two leaders had resumed their bitter fight to the finish to control the centre-right heartland of Turkish politics. Although few analysts expected the coalition to last the year, very few predicted that it might not reach the 100-day mark.

Today, parliament begins a no-confidence debate that is likely to bring down the government before the week is out. The breakdown between the two leaders appears irreversible. Last week Mrs Çiller said Mr Yilmaz should resign or "I will support the vote of no-confidence". He retorted that "anyone wanting early elections should bring this to parliament and we will support it."

What happens next? Mr Mehmet Ali Birand, a respected political columnist in the newspaper Sabah, commented: "It looks like the government will end [this week] and bargaining to form a coalition will start. If nothing comes out of it, the president will form a government to take the country to elections. This could happen quickly but could also continue until the autumn. We will have a summer full of unrest and rumours."

It is easy to become distracted by the messy Yilmaz-Çiller divorce. The real issues have not changed. The first concerns the centre: will the Motherland party of Mr Yilmaz and Mrs Çiller's True Path party ever unite and if so how and under whose leadership?

Motherland and Refah's corruption allegations against Mrs Çiller have further tarnished her reputation. Mr Yilmaz's claim that she misappropriated $6.5m from a prime ministerial discretionary fund before leaving office in March was probably the most damning.

Her grip on the party remains strong but mutterings from the normally subservient rank and file can be heard. Mr Yilmaz has probably emerged from the battle stronger. Although his reputation for dithering has grown, he at least is considered to be honest.

Polls indicate that few Turks care whether Mrs Çiller or Mr Yilmaz wins the battle for the centre. Yesterday's local by-elections held in 40 districts and towns, may not represent national opinion but they could decisively affect the struggle between Mrs Çiller and Mr Yilmaz.

Uniting the two antagonistic parties will not be easy. Mr Korkut Ozal, a leading Motherland MP who openly favours an alliance with Refah, says "I doubt it would work. One side would deprive the other of posts." The main purpose of Turkish parties is to further the personal, business and political ambitions of their members and backers. Policy issues comes second, which explains why Motherland and True Path are so bitterly divided, even though they share the same pro-western, pro-business, secular values.

The army, those stern guardians of Atatürk's heritage, remains as politically powerful as ever. The generals drove True Path and Motherland together to block Refah's advance. They could redouble their efforts to forge a united conservative party. Mr Sedat Aloğlu, a senior True Path MP, says unity is possible: "There is no other formula in parliament. We will not be the party that gives up."

The second issue regards Refah. Its support grows as backing for mainstream parties recedes. It is the only party offering an alternative to the confusion in Ankara, with its anti-corruption message, its claim to be the voice of the dispossessed and its "Just Order" platform of populist slogans.

Pollsters say only one quarter of those voting for Refah share its vision of replacing the 73-year secular state with an Islamic republic. Most are turning to Refah out of protest at the corruption and incompetence of established parties. Yet Refah's disciplined party workers, its gradual infiltration of government bureaucracy and growing control over the education system all indicate that the party is planning strategically, focusing beyond the immediate political crisis.

Mr Necmettin Erbakan, Refah's leader, did promise to respect the secular order and Turkey's alliances with the west during long but ultimately fruitless coalition talks with Mr Yilmaz in January and February. Yet doubts over his sincerity – and the strength of Refah's pragmatists over its hardliners – immediately grew after a series of meetings at the Iranian embassy, where he praised the Ayatollahs' revolution.

Refah remains an unknown quantity. It has run Istanbul and Ankara, Turkey's largest city and capital respectively, since 1994 and has not allowed dogma to interfere with efficient administration. But observers worry about Refah taking power nationally. Would the army allow it? Could there be disturbances? Would Refah moderate or become more extreme?

The main causes of Refah's success are Turkey's present economic mess, with inflation of 80 per cent, heavy under- and unemployment and low wages, as well as disgust at the establishment's corruption. Refah and extremist parties of the left and right stand to benefit the most from the secular majority's inability to form a viable government and control the economy.

A strong government could rapidly revitalise the economy with market-oriented reforms, undermining Refah's constituency and rebuilding the secularist power base. Yet each passing day of squabbling between True Path and Motherland makes this less and less probable.

Tansu Çiller, leader of the True Path party

Mesut Yilmaz: fighting to remain prime minister

Chronology of a divorce

December 25 1995: Election results announced. Refah emerges as largest party, but fails to form a coalition. Motherland comes close to an alliance with Refah, but army forces it to share power with True Path.
March 3 1996: Mr Yilmaz and Mrs Çiller sign coalition protocol detailing their power-sharing formula under which they will rotate the premiership.
March 12: Government wins parliamentary vote of confidence only thanks to abstention of a centre left opposition party.
March 13: First cabinet meeting. True Path and Motherland begin to veto each other's candidates for top civil service appointments.
April 9: The two parties agree on appointment of 49 provincial governors and security chiefs. Mr Yilmaz admits he came close to resigning: "I told Mrs Çiller it would be impossible for me to continue in this government."
April 24: Motherland MPs vote with Refah to set up a parliamentary committee to investigate corruption allegations against Mrs Çiller.
April 25: True Path ministers boycott cabinet.
May 8: Hürriyet, an anti-Çiller newspaper, claims she misappropriated $6.5m from a discretionary fund.
May 9: Motherland MPs side with Refah to form a second parliamentary committee to investigate Mrs Çiller.
May 14: The constitutional court declares the government's confidence vote invalid.
May 24: Mrs Çiller announces she no longer supports the government, but will not withdraw her ministers until formation of a new cabinet.
May 29: Parliament decides on June 3 no-confidence debate.
June 2: Local elections in 40 towns and districts.

■ Foreign policy

Reverses on all sides

There has been a shift on the Middle East, but the main problem lies in Europe

In May, President Süleyman Demirel escaped assassination by a deranged fundamentalist protesting at Turkey's growing relationship with Israel. If nothing else, the incident drew attention to a rapid change in Turkish attitudes to the Middle East.

The Ottoman Turks ruled the region for four centuries, but their republican successors all but ignored it, concentrating on developing ties with Europe. Turkey's Middle East policy consisted mainly of deflecting Arab protests over its exploitation of the Tigris and Euphrates or berating Syria for supporting the Kurdistan Workers' party (PKK). Ankara was only a bit player in the Middle East peace process.

In February, to the surprise of many, Turkey and Israel signed a military co-operation agreement. Until the 1993 Oslo peace accords between Israel and the PLO, Turkey had observed Moslem solidarity by keeping the Jewish state at arm's length.

Mr Alan Makovksy of the Washington Institute for Near East Policy, commented that closer ties with Israel "reflects Turkey's disappointment with Arab world attitudes toward Cyprus, the PKK and Tigris-Euphrates water." Turkey and Israel have much in common. They are US allies; they are democracies with relatively large, market-oriented economies; they fear resurgent fundamentalist Islam; they are isolated in the Middle East. Western diplomats say Turkey has concluded the US and Israel will dominate the region and accordingly has thrown in its lot with them.

However, there are limits to the relationship. Turkey wishes Israel and the US would force Syria to abandon the PKK, which receives considerable backing from Damascus as a pawn in its water dispute with Turkey.

But Israel has shown little enthusiasm for linking the PKK to negotiations with Syria.

Yet Mr Shimon Peres, Israel's prime minister, has said Turkey could supply water to Syria to replace Golan water resources that Israel wants to control after withdrawal. Turkey immediately rejected this and Israel quietly dropped the matter for the time being.

And as Mr Demirel has found, Turkish domestic opinion has proved hostile to Israel, and not just among Islamists. Mr Cengiz Çandar, a columnist in the mainstream newspaper Sabah, described the relationship as a "shameful collaboration". He said: "If Turkey is a regional power it is only natural for it to have good relations with Israel. What is not natural is that Turkey has been reduced to serving as a spare tyre for Israel."

Süleyman Demirel: attacked by a deranged fundamentalist

Prominence in the Middle East compensates for reverses in Central Asia, which Turkey once imagined as its own preserve because it shares the same language, culture and Sunni Moslem religion with these former Soviet republics.

Turkey cannot provide the aid or political support Central Asian republics expect. Political squabbling and a succession of foreign ministers in Ankara – seven in two years – prevented formulation of a coherent policy, which has also diminished Turkey's value as a western proxy in the region.

Instead, its rival Iran has focused on trade and infrastructure instead of exporting revolution. In May it opened a railway connecting the Persian Gulf port of Bander Abbas to Central Asia. Russia, another adversary, is re-establishing Soviet-era oil pipeline networks. Turkey fears for its pet project, a $2.3bn pipeline to export Azerbaijan's oil to Ceyhan on the Mediterranean. All three countries believe controlling infrastructure will bring political influence, as well as lucrative contracts.

Still, Turkey's biggest problem remains its relationship with Europe. Most Turks consider themselves Europeans but most Europeans view Turkey as a backward, unstable country notorious for human rights violations. Although the European Union and Turkey established a customs union on January 1 to bolster Turkish political stability and to increase trade, relations have deteriorated instead of improving.

A squabble in January with Greece, Turkey's traditional foe, over two rocky outcrops in the Aegean nearly escalated into war. Greece continues to block EU aid to Turkey, rejecting an offer by Mr Mesut Yilmaz, prime minister, of unconditional talks. Athens demands international arbitration to settle their disputes.

Brussels has rejected Turkish requests for EU membership. Now Turkey must watch in humiliation as Malta and Cyprus then eastern European countries begin accession talks.

Turkey is looking increasingly to the US. However, Washington's attitude differs little from Europe's. Political confusion in Ankara is undermining Turkey's international credibility. Turkey needs political and economic reform. The US and Europe are ready to help diplomatically and financially, fearing an unstable Turkey, perhaps controlled by an Islamist government, would destabilise the Middle East, the Balkans, Eastern Mediterranean and Central Asia.

■ Civil rights

Kurds still face hard line

The country's poor record is undermining its relations with the US and Europe

On March 21, Mr Mesut Yilmaz, newly installed as prime minister, travelled to the small eastern town of Iğdir, where aides said he would announce a new, conciliatory policy towards Turkey's Kurdish minority.

March 21 is Nevruz, the traditional Kurdish new year, traditionally marked by violent anti-government protests. This year's celebrations went off peacefully, but Mr Yilmaz never made his expected announcement.

Officials keep promising a package legalising broadcasts and education in Kurdish as well as decentralising government and increasing subsidies. This would meet Kurds' main grievances and could even bring a gradual end to the rebellion led by the Kurdistan Workers' party (PKK). The PKK announced a unilateral ceasefire in December and asked for talks. Instead of negotiations, the army launched a spring offensive against them.

Over 20,000 civilians, guerrillas and soldiers have died since fighting began in 1984. The army has burned thousands of villages in a scorched earth strategy. Human rights campaigners say that the battle against the uprising is the root cause of Turkey's serious violations record. Mr Yavuz Onem, president of the Human Rights Foundation of Turkey, says: "The majority of killings, disappearances and torture are against pro-Kurdish personalities. If you speak out, it is enough to come under pressure of the state."

Draconian anti-terrorism laws are habitually used to punish even non-violent expressions of Kurdish nationalism. Mr Onem says the military retain great political influence: "The civilian population cannot make any positive proposals."

The war in the south-east and Turkey's human rights record are undermining its relations with the US and the European Union where campaigners have cut aid and arms transfers.

Human rights violations continue despite last year's heavy pressure from the European parliament, which had linked progress on human rights to ratification of a customs union linking Turkey and the EU. Turkey even amended its constitution and changed its anti-terrorism legislation to comply.

But prosecutions under the amended anti-terrorism law continue. Prosecutors are also bringing cases under an array of other laws. There are 154 statutes concerning freedom of expression: it is an offence to criticise the laws of Turkey, to insult Kemal Ataturk, or to provoke hatred between groups of different race, religion, region or social class.

Mr Onem says 6,000 political trials are currently under way, nearly half of them under the anti-terrorism law. The human rights foundation itself is under investigation by the government which says its torture treatment centres function illegally. Campaigners are also concerned at non-political human rights violations. Torture of suspected criminals, even of small children, in police stations is common.

Yet paradoxically, Turkey does have a strong civil society. There are nearly 2,000 independent radio and TV stations catering for almost every shade of opinion and taste. The press is free and indulges in political muckraking that would shock many Europeans. The electoral process is reasonably fair.

Human rights, the Kurdish issue and extreme left-wing opinion are probably the only issues that remain strictly taboo in Turkey. This does not surprise pollsters, who find almost unquestioning support for the armed forces and their battle against terrorism among ordinary people.

A Kurdish refugee camp at Diyarbakir

Select Photo Agency

EUROPEAN BUSINESSMEN!

BE AT THE FOREFRONT OF " TURKEY'S " EMERGING MARKETS IN PARTNERSHIP WITH

DENA LTD. INTERNATIONAL TRADING

WE ARE SEEKING EXPANSION MINDED PARTNERS TO WORK TOGETHER IN THIS FAST GROWING REGION THROUGH JOINT VENTURES AND INVESTMENTS

58 MILLION ENTREPRENEURS

FALLING TRADE BARRIERS...ADOPTED EU REGULATIONS... THE NEXT CANDIDATE FOR EU MEMBERSHIP. ALREADY ONE OF EU'S LARGEST TRADING PARTNER

-When you think of the large, harnessed water surplus of the $32billion Anatolia hydro-electric irrigation scheme, the growing confiedence of industry in their potential export markets, the agriculture in the southeast, the newly established customs agreement with the EUwhich is already accelerating the growth of industry and competition, privatisation which is now listing 'FOR SALE' some of Europe's biggest corporations, including telephone networks, refineries and state banks...
- When you think of the huge textile industry, the explosion in domestic cotton production in the Southeast - thanks to the GAP Irrigation Project. The power/engineering and construction market...
- When you think of Istanbul as a growing 'offshore' financial centre, the new stock exchange with its 'offers listings' and popular emerging market for investors in Europe and the USA.

WHETHER IT IS FOODSTUFFS, BEVERAGES, TOBACCO, TEXTILES, CLOTHING, FASHIONS, LEATHER, WOOD, PAPER, PRINT, OIL, LUBRICANTS, CHEMICALS, PETROLEUM, MINERALS, METAL, MACHINERY OR TRANSPORT EQUIPMENT

DENA LTD. INTERNATIONAL TRADING
YOUR INDISPENSABLE BOND WITH TURKEY
DENA LTD. INTERNATIONAL TRADING, DENA HOUSE, PROGRESS WAY, ENFIELD,MIDDLESEX.
TEL. + 44 - 0181-366 6623 FAX. + 44 - 0181- 366 6614/15

This advertisement is directed to professional investors only.

■ Business

Prosperity – despite the state

Though dynamic, the private sector must contend with a lethargic bureaucracy

Turkish business leaders like to contrast the political chaos in Ankara and disarray in the public sector with the private sector's dynamism. Like Italy, they say, Turkey may be plagued by political instability but at least private business continues to forge ahead.

Mr Feyyaz Berker, president of Tekfen Holding, a diversified construction company, says: "The private sector in general is affected by government decisions on economic affairs, but usually the dynamism of the private sector is greater. We are getting some shock treatment but it does not affect business as much as before."

Turkish business rapidly recovered from the short but severe recession of 1994 when the country teetered on the edge of a slump after financial markets collapsed.

Last year companies exported heavily, with 1995 exports rising to a record $21.98bn from $18.39bn the year before. They embarked on an investment boom, which is still continuing. Textiles and clothing, Turkey's largest and probably most competitive industries, have alone invested about $8bn since the beginning of 1995. Foreign investment has also picked up, with a 50 per cent increase last year to $1.25bn, a record.

Companies invested to prepare for an expected competitive onslaught with the Turkey-European Union customs union. The government also helped boost domestic demand by loosening fiscal and monetary policy in the last quarter of the year as elections approached.

The outlook for business this year is probably for continued recovery, albeit at a slower pace than last year, partly because of a downturn in Germany, Turkey's biggest market in Europe. Economists are forecasting 80 per cent inflation, a drop in interest rates during the summer and economic growth of 4-4.5 per cent, which is low by Turkish standards.

So executives may be forgiven for saying they can prosper in spite of the state. Turkish companies are internationally renowned for their resilience and hair trigger reactions, enabling them to survive great adversity.

Faced with impending power shortages, companies are installing their own generators. The treasury has squeezed private borrowers out of local capital markets, so they go overseas for loans, where real interest rates are one-sixth of Turkish rates. Mr Adil Konukoğlu, finance director of Sanko, a big family-owned textile company, says: "If interest rates in Turkey are so high, how can you take a risk of borrowing and then go and open new factories?" He finances expansion from retained earnings wherever possible and borrows overseas when necessary.

However, business confidence may be overplayed. There are few companies that are totally independent of the lethargic government bureaucracy. Mr Berker says: "Our construction company depends on government decisions which unfortunately do not move fast."

Even for those with little direct contact with the government, crumbling infrastructure and high interest rates add to operating costs, which they pass on to consumers as higher prices, which depress sales.

Political uncertainty and inflation discourage investment. Few businesses can plan more than 120 days in advance. Some companies say their investment plans are on hold again after the latest bout of feuding between the coalition's two partners threatened to bring down the government.

> Foreign investment has picked up, with a 50 per cent increase last year to $1.25bn, a record

The government interferes in the business world in a more insidious way. Many industrial companies now earn almost as much from interest income on high-yielding government paper as they do from operations. At Koç Holding, Turkey's leading industrial group, financial income contributed about half of 1995 pretax income of $98m. Some, like Batı Çimento AS, a cement company, would have moved into the red last year were it not for the $7.8m it earned from government securities.

While these and many other companies should be grateful for the treasury's largesse, reliance on financial income does expose corporate balance sheets to political and default risk. A blow to the financial system would hit manufacturing industry hard, possibly by freezing assets and eliminating an important source of profits.

Not everyone is blinded by the rising short-term hazards of doing business in Turkey. Larger companies with deep pockets must invest to keep up with international competition both in their export and domestic markets.

Multinational company investors, whose exposure to Turkey in most cases is a small part of their international operations still see considerable potential. Mr Chris Howell, a partner at Coopers & Lybrand's Istanbul office, says: "If you are a consumer business with [a Turkish market of] 60m people, you are here for the long term."

Turkey has a large, young population that is growing fast. A large middle class has high living standards, rising incomes and a desire for imported US, European and Japanese products. Markets for many consumer products are still far from saturation, offering big growth prospects in addition to underlying economic growth.

> Markets for consumer products are far from saturation, offering big growth prospects

Chronic economic instability may be fine for honing survival skills and practising rapid decision-making, but inflation, bureaucratic interference and political instability are definitely not good for business. Turkey's mediocre economic performance over the years has prevented all but a few companies from developing into world class players.



The Akbank and Is Bank offices in Cumhuriyet Boulevard, Izmir *Terry Kirk*

■ Financial system

Banks keep fingers crossed

Most of their profits are earned by lending to the Treasury. But what if it defaults?

Private Turkish banks earn most of their profits the easy way: they lend to the practically bankrupt treasury at real interest rates that fluctuate between 20-50 per cent a year. Thanks in great part to the public purse's hunger for funds, banks made a strong recovery last year from the trauma of 1994, when government economic mismanagement brought the financial system within an ace of collapse.

Pretax profits of the five largest private banks rose by 92 per cent in dollar terms to $1.54bn last year. Akbank, majority-owned by the Sabanci industrial conglomerate, and the country's largest bank, reported a $451.3m profit before tax.

Mr Erol Sabanci, head of Akbank, says: "We are making money from treasury bonds, but the profits are exaggerated because the cost of funds is high. [Lending] to our clients is our core business, but if we cannot get money from our core business, we will allocate funds to bonds."

According to Global Securities, an Istanbul brokerage, Akbank increased its interest income on loans by 17 per cent, while income from securities (understood to be mainly treasury bills) almost tripled last year. Net income at Demirbank, the smallest of the big five, trebled in real terms, due principally to its securities portfolio, which rose 292 per cent in real terms.

Although treasury borrowing is unsustainable at its present rate, few bankers believe it will default. A Turkish banker scoffs at the very idea that the treasury might not pay: "This is the most dangerous thing a government can do. It would mean a great loss of confidence."

Foreign bankers are less certain as political confusion deepens and some local banks have shed government debt. Garanti Bankasi, which has traditionally relied less on trading, is focusing even more on lending than before. Demirbank is lending more to companies and consumers as it builds up a retail network.

Although the crash of 1994 claimed only three fringe banks, the survivors have tightened controls and beefed up their balance sheets. Regulators have limited their ability to fund domestic speculation with overseas borrowing. Yet analysts are paying much closer attention to the financial system's health. The most solid private Turkish banks are those:

■ with an extensive domestic network allowing them to fund cheaply in local currency, such as Akbank, which is traditionally one of Turkey's most liquid banks;

■ with strong international connections such as Garanti, listed in New York and London;

■ which are part of a powerful conglomerate such as Akbank and Garanti, or have good political connections such as Interbank, recently acquired by Mr Cavit Çağlar, a textile magnate and True Path MP;

■ which are well-capitalised, conservative banks with risk-averse strategies such as TEB, a bank that funds most of its activities through equity and has avoided high-yielding treasury debt.

Though TEB and Garanti forgo profits by reducing exposure to the treasury, their executives claim that forging ties with clients will pay off in the future, when profits on government securities decline and competition for corporate deals intensifies. Mr Akin Ongör, Garanti's president, says: "Banks are for customers. If not, we would just be a small house trading treasury bills. Lending is good business if you lend to the right people."

Garanti has just emerged from a re-engineering exercise, dividing itself into three basic divisions to handle corporate, commercial and consumer banking. It has decided to grow by acquisition, rather than organically. In 1994 it bought Bank Ekspres, a small bank on the brink of collapse. This year it paid $145m for Osmanli Bankasi, Turkey's most venerable bank, in which Paribas was the largest shareholder.

However, finding the right people and companies to lend to is never easy, least of all in today's Turkey, where inflation and economic instability have reduced the ranks of reliable borrowers, with high interest rates further discouraging borrowing. This is reflected in banks' balance sheets where loan to asset ratios are generally low. Competition for good risks is fierce already, with international predators such as Citibank extending their franchises.

The crisis of 1994 prompted a rush to quality which continues to punish small, though not always poorly-managed banks, forcing them to pay higher interest to attract deposits. The bosses of bigger banks now want the government to relax its unlimited deposit guarantee scheme, introduced in 1994 to prevent a run on banks, arguing that it distorts the financial system.

They say this lets weaker banks attract funds with artificially high interest and use the money in high-risk deals knowing that the government's guarantee scheme will bail them out of trouble.

However, political pressure to retain the scheme is very strong. In any case, the big banks protest too much. Most depositors suspect government guarantee payments probably take a long time, possibly without full adjustment for inflation, and play it safe by keeping their money at top tier banks. Moreover, minor banks such as Derbank or Finansbank must pay about one-sixth more for short-term funds than the majors.

The huge state banks are the real culprits when it comes to distorting the industry. They control over half the financial system's assets, led by Ziraat Bankasi, the biggest bank in Turkey, and pay below market rates for funds. Yet they no longer act as banks in the conventional sense. They have become part of the treasury, their portfolios stuffed with government paper and non-performing loans to private and state companies.

Turkey's banking system will function efficiently only if these distortions are removed, treasury debt becomes more manageable and inflation is tamed. Reform would mean privatisation or closure of the state banks, so it would take time. According to one official, "the World Bank planned a financial reform package but was asked not to by the government because it was afraid it would publicise weakness of the [state-dominated] financial system and a banking crisis would become a self-fulfilling prophecy."

The grand bazaar in Istanbul *Terry Kirk*

Five biggest listed banks by market capitalisation
Pretax profit ($m)

	1992	1993	1994	1995
Akbank	236.1	320.5	250.7	451.3
Isbankasi	159.0	279.9	226.6	398.3
Yapi Kredi	89.1	120.4	96.3	382.3
Garanti	174.4	235.3	189.7	210.4
Demir	24.8	64.9	41.2	98.0
Average	683.4	1,021.2	804.5	1,540.4

Source: Global Securities

■ The South-eastern Anatolia Project: by John Barham, recently in Gaziantep

Irrigation transforms area's prospects

The south was poor. But now it is Turkey's fastest-growing region

The ancient peoples of the fertile crescent invented irrigation 5,000 years ago. But centuries after, their irrigation canals dried up and their brilliant civilisations crumbled, Mesopotamia was sunk in poverty and isolation

Now, irrigation is again transforming the region's prospects. Southern Turkey – one of the poorest parts of the country – is booming. Rapidly rising farm output from the Harran plain, legendary resting place of the disgraced Adam and Eve, has made the south Turkey's fastest-growing region.

Harran is the first area to receive massive irrigation as part of the government's South-eastern Anatolia Project (GAP), a $32bn hydroelectric and irrigation scheme. An underground irrigation tunnel, the longest of its kind in the world, carries water from the huge Atatürk dam on the Euphrates river 26km away at a rate of 30 cubic metres a second.

The fertile, but once-arid, Harran plain is now covered with bright green fields. Unemployment is down sharply and migration to the big cities of western Turkey has slowed following the first harvest after irrigation was introduced across the Harran plain last year.

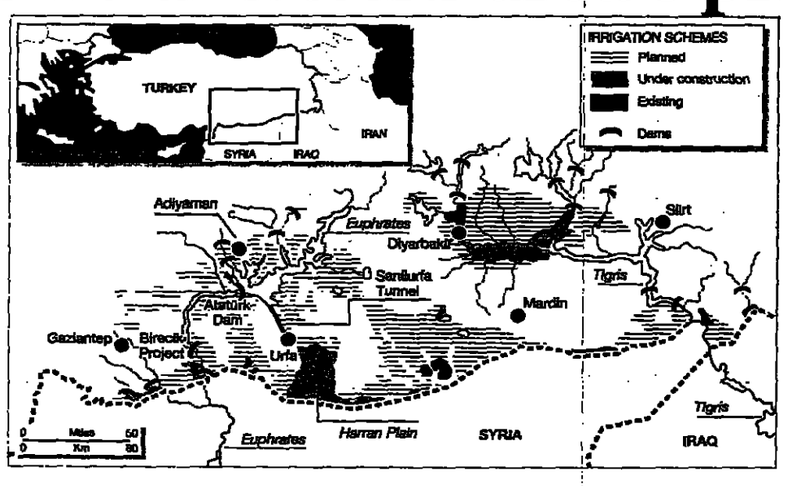

Cotton mills and textile factories in neighbouring towns are expanding to absorb the big increase in cotton output. Cotton is the farmers' crop of choice. They produced nearly 200,000 tonnes of cotton in 1995 – one quarter of Turkey's output – and GAP officials expect 80 per cent of farmers to plant cotton again this year.

Eventually, government planners intend to irrigate 1.7m hectares of land in the south-east – 40 times more than now. "The main aim is to make the region an agro-industrial export base," says Mr Erkan Alemdaroğlu, GAP's regional director. "What we are trying to do is create industrial jobs. Small farmers will become industrial workers." By 2005, according to GAP's master plan, the region will be producing nearly $4bn-worth of agricultural products and $4bn-worth of industrial goods, plus nearly another $9bn in construction and services.

In the nearby industrial city of Gaziantep, banks say demand for loans by companies buying machinery or building new factories has doubled. Mr Kemal Yücetürk, manager of Garanti Bank, says: "Small enterprises have grown. They did not use credits before but now their money is not enough so they are borrowing more." International banks also report a surge in trade finance from Gaziantep as local textile and food companies import more machinery. Companies in the more developed west of Turkey are also investing in the area, where wages are lower and raw materials, particularly cotton, are abundant.

Despite GAP's impressive dimensions and the ambitions of its planners, it does have its problems.

Officials are struggling to organise and educate Harran's subsistence peasant farmers. Few have more than a vague notion of how to use irrigated land. In some cases, the government distributed only a few brochures to largely illiterate farmers. Government agronomists are poorly paid and rarely stay more than a year or two.

However, the farmers themselves are not listening. Mr Mustafa Demir, who farms a small plot on the Harran plain, says: "Technical advice is no good. We do not need it. It is much better when we listen to our hearts." Predictably, productivity is low. Pilot projects by Israeli experts produce nearly twice as much cotton per hectare with half the water that local farmers use.

Mr Alemdaroğlu says: "Everyone wants to grow cotton but water is still limited. If you grow cotton every year, the land becomes exhausted. Water is scarce and cotton consumes more water than other crops." According to GAP's technocrats, Harran's soil is ideally suited to growing wheat and barley. Only about one-tenth of the land should be planted with cotton.

Mr Halil Agar, an agricultural economist, says that GAP has organised about 100 visits to farms that suffer salinity because of excessive water use: "It is very important for farmers to see and touch the soil that is white and impossible to plant. Then they understand." However, lack of money and infighting between rival bureaucracies have undermined the effectiveness of the government programmes.

Moreover, water that runs off the plain into tributaries could become polluted with pesticides, fertilisers and salts and thus unsuitable for use further downstream. Damascus has already protested that the Euphrates water flowing into Syria is contaminated.

Turkey has shrugged off repeated demands by Syria and Iraq that it sign a treaty regulating the use of the Euphrates and Tigris. Until Turkey settles this dispute, GAP will remain a source of friction in one of the world's most turbulent regions.

The GAP area's feudal social structure is another problem. Powerful landowners, or Ağas, control much of the land, despite attempts at land reform. Few have much interest in modern farming techniques. Many farms are still worked by families of sharecroppers. The government believes market forces will solve the problem: wealthy landowners will invest in the industry, creating jobs for the landless, and rich peasants will buy up more land.

The Financial Times plans to publish a Survey on

IMF World Bank: World Economy & Finance

on Friday, September 27.

● To coincide with the IMF/World Bank meetings in Washington in 1996
● Special distribution to 6000 delegates at the meeting ● New emerging markets section.

The FT is judged as the world's most important financial publication worldwide. Source: ING Bank Survey 95.

For further information please contact Hannah Pursall in London on +44 171 873 4167 or Fax + 44 171 873 4296 or Tim Hart in the USA on + 1 212 752 4500, Liz Vaughan in Hong Kong on +852 2868 2863.

FT Surveys

Profit from the Aegean Free Zone

- Locate your new manufacturing plant or your distribution centre in a modern industrial park in Izmir, Turkey's third largest city, and second biggest port.
- Gain improved access to the European, Middle Eastern and CIS markets and the to the Turkish market of 65 million people.
- Planned and managed by experienced American developers, Izmir's Aegean Free Zone offers not only a strategic location, but many other attractive advantages to investors.

Among these are:

- Full, unlimited tax exemptions
- Customs duty-free operation
- Low cost, skilled, energetic labour force
- No bureaucratic delays
- Turkish products available at export prices without VAT
- All transactions in foreign currency
- No restrictions on the transfer of funds
- Warehousing for an unlimited time in a customs-free area

For more information please contact

ESBAS Development and Operating Co.

Akçay Cad No: 144/1 35410 Gaziemir - Izmir - Turkey Tel: (90) (232) 251 38 51 or 251 39 51 Fax: (90) (232) 251 08 42

INVITATION TO TENDER FOR THE SUPPLY AND ERECTION OF OVERHEAD TRAVELLING CRANE

The tenders are invited for the manufacturing and the erection of the overhead travelling cranes in the underground powerhouse of the Berke Dam and HEPP

I. Scope of Works. Two overhead travelling cranes of 175/15/5 tons each with a span of 20,5 mt.
II. The Contractor Documents consisting of shop drawings, specification etc, will be available from June 1, 1996
III. For information, contact Mr. N. Bülent Poyraz at:
Tel. No,s: 0090 322 884 40 06 and 884 40 07, at
Fax No,s: 0090 322 884 40 17 and 884 42 64 our Address mails to:
YAPI ve TICARET A.Ş. P.O.Box 19 Duzçi 01600 Adana, Türkiye

■ Urbanisation

Invasion of the cities

Rural migration is the country's main problem, since its big cities cannot cope

People born in Istanbul before 1960 can remember a small, somewhat shabby and run-down city where one could find the monuments and palaces of the Byzantines and the Ottomans. These are still there, but completely overshadowed by office blocks and flyovers choking with traffic.

Today, these people snort, the city is succumbing to new barbarian invaders who arrive at all hours of the day and night in buses from the forbidding Anatolian heartland to start a new life in Istanbul.

Peasant migrants who can barely read and may never have set foot outside their villages arrive in Istanbul, Turkey's biggest city and industrial capital, at a rate of about 400,000 a year. Nobody is sure what the city's real population is – estimates range from 8m to 12m – because the last census took place in 1990.

Even if Turkey's population rate is tapering off, rural migration remains a big problem. Migration is the basic problem facing Turkey's big cities. Istanbul is not alone – Ankara the capital, and Izmir, Turkey's third city – are all suffering the same phenomenon.

Mr Burhan Ozfatura, Izmir's mayor, says: "Izmir's population is growing at about 5 per cent a year and is about 3m now. All our problems, such as housing and infrastructure, are related to population growth." He has lobbied the central government to allow local administrations the right to issue residence documents to stem migration. His colleagues in Istanbul would also like to see similar measures to limit migration.

Controls would be unconstitutional, and probably would not work either. Mr Sunday Onur, a demographer at Ankara university, says that however grim life in the slums may be, "even the unemployed in cities are better off than people living in the country. They do marginal jobs, as car cleaners, street sellers. Somehow they survive."

Mismanagement, corruption and poor planning have only worsened conditions in Istanbul. In 1994, Istanbul voters became so fed up with the mainstream parties that they

Population growth rate

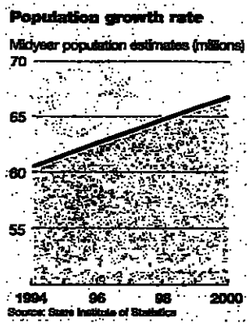

caused a political earthquake by electing Mr Tayyip Erdoğan, of the Islamist Refah party, as mayor.

Pollsters add that powerful social and political forces working in all Turkey's big cities are driving Refah forward at a national level. Refah took the most votes in last December's elections and is now the biggest party in parliament. According to one pollster, "voting for Refah is not a political choice. It is a social phenomenon because of unemployment and low education, the hopelessness of people in the slums."

Refah decided to make Istanbul a showcase of efficiency and honesty to convince voters around Turkey that it could run the country equally well. Even sceptics in big business admit that Refah, at least by the low standards of their predecessors, is doing a good job. Mr Erdoğan could eventually take over as national party leader.

Refah has reduced water cuts, thanks to good rainfall as well as by stepping up investment. It has also improved the quality of air by increasing natural gas connections and banning lignite. The next challenge is Istanbul's traffic. Refah is spending $1bn to complete the first 30km of a metro system. The city is building more housing to provide slum dwellers with homes.

Slums, called *gecekondu* in Turkish, are a growing national problem as migrants by their thousands pour into areas that lack basic infrastructure and services and which can offer only substandard housing. In 1990, an estimated 8.8m Turks lived in *gecekondus*. Last year, one-third of the population, or 13m people, did so.

Jobs are scarce and poorly paid, schools and clinics are either too far away or too crowded. Many of the inhabitants are Kurds, fleeing poverty and fighting in the south-east between the army and separatist guerrillas, and these are under the close surveillance of the security forces. In March last year, the Gaziosmanpaş a district of Istanbul, with a heavy population of Kurds and minority Alawite Moslems, exploded in two days of rioting that left 16 dead.

As the slums expand, they are destroying the city's already precarious infrastructure. Illegal power connections are overloading the already inadequate electricity distribution system, leading to power cuts. *Gecekondus* usually lack sewage systems, contaminating rivers and the water table. Slums are encroaching on six of Istanbul's main reservoirs.

Not everyone living in the slums is poor. Indeed, a few slum-dwellers are millionaires, at least on paper. In *gecekondus* across Turkey, families *have squatted on public land* for so long, or won title to the land from vote-hungry politicians at election time, that they can sell out to developers. Usually the apartment buildings are little more than high-rise *gecekondus* themselves, badly built with low quality materials and as overcrowded as ever. Frequently, the developers are merely well-armed gangsters, sometimes linked to local politicians.

Clearly, stopping migration, improving the quality of life in the *gecekondus* and building up cities' infrastructure are the basic policy challenges in Turkey's cities. Apart from local mayors' own efforts in housebuilding and infrastructure – funded in part by Ankara and foreign suppliers – there is little debate over these fundamental questions.

With the exception of the $32bn Southeast Anatolia Project, an irrigation, hydroelectric and regional development programme, there is no effective regional development policy to keep people out of the big cities.

Neither is there much action to improve health and education services in the slums. In 1990 nearly one in five workers were illiterate, or lacked formal education. Demographers say that access to education, particularly for women, would reduce social stratification, raise incomes and prevent the slums deteriorating into a breeding ground for violent discontent.

PROFILE . The Bosporus

Danger in the straits

The narrow, winding Bosporus straits that cut through Istanbul are an essential feature of the city's character. However, increasing traffic on the straits are also a threat to Istanbul. Supertankers, already frequent users of the Bosporus, *could increase dramatically in* number as big central Asian oilfields start production.

Supertankers the size of apartment buildings, loaded with crude oil travelling through straits which are just 672m wide at their narrowest point, are obviously dangerous. However, the government's decision two years ago to tighten controls on traffic to improve safety has revived centuries-old tensions between Turkey and the users of the straits.

Ministers have also said they will not accept a big increase in tanker traffic. Mr Hüsnü Doğan, energy minister, says: "30m tonnes of oil a year presently passes through *the Bosporus. This amount* can be increased by a few million tonnes. A greater increase is impossible."

Last year Mrs Tansu Çiller, then prime minister, even told western governments she would invite Greenpeace and other environmental movements to organise protests against increased oil exports through the Bosporus.

Under the 1936 Montreux Convention Turkey may supervise traffic on the Bosporus, an international waterway, but in peacetime must allow merchant shipping "complete freedom of transit and navigation with any kind of cargo, without any formalities". The foreign ministry *may push for a change to this* when the treaty comes up for a 10-year review next month.

Turkey imposed its new controls in July 1994 after two Greek Cypriot-registered bulk carriers exploded in Istanbul, killing 29 crew members. The new rules set lower speed limits and require ships carrying dangerous cargoes to transit the straits one by one.

Officials say the rules have reduced accidents, but fear this success could be threatened if traffic continues to rise. Users, led by Turkey's rivals Greece and Russia, which ships about half its oil exports through the Bosporus, say Ankara is exaggerating. They complain that *radar, navigational aids and* radio links are insufficient. They say Turkey is trying to further its international campaign to build a $2.3bn pipeline linking central Asian oilfield with its Mediterranean terminal of Ceyhan.

■ Infrastructure

For want of maintenance

The resumption of daily power cuts appears to be another sign of national malaise

Power cuts are once again becoming part of daily life in Turkey. In the 1970s, power failures would last for hours and black out large parts of the big cities. Nowadays, the cuts – which happen frequently in Istanbul and Ankara – rarely last more than an hour.

But the fact that they have started again illustrates the collapse of the country's infrastructure. Earlier this year Mr Mesut Yilmaz, the prime minister, said that environmental objections to reopening obsolete, highly-polluting power stations would have to take second place to Turkey's growing demands for energy. Otherwise, he said, "we will have to introduce power cuts from the end of the year".

Though Mr Yilmaz later backpedalled on this idea, it is obvious that drastic measures are needed. For years, ministers have said that Turkey needs to invest $2bn a year to meet electricity demand that is rising by about 9 per cent a year, but have failed to act.

Instead, they have continued to impose political appointees on state utilities and interfere in investment and procurement decisions to favour their supporters. Neglect, under-investment and corruption are wrecking Turkey's roads, ports, railways, airports, power, water and sewage systems.

Governments have been able to evade their responsibility to invest in infrastructure because physical capital deteriorates slowly and consumers have become accustomed to declining services. But Turkey is now reaching the stage where immediate action is needed simply to maintain a minimum of reliable services.

Energy ministry officials dismiss as hysteria Mr Yilmaz's warning of impending power failures, but not because they think the situation is under control. They say the government is ignoring the far more basic issue of maintenance. Waste, theft and loss of output due to insufficient maintenance mean that Turkey's electricity generators operate at four-fifths of their installed capacity of 86bn kWh. In fact, peak demand is still about 10 per cent below capacity.

Theft and losses in the transport and distribution systems are so widespread that in some places, such as Diyarbakir, the regional capital of the south-east, those hooked up to illegal power connections are estimated to outnumber bill-paying consumers by two to one.

Revenues are also much lower than they could be if the system was operating normally. So electricity prices in Turkey are high, in spite of its abundance of hydroelectric power, placing an additional burden on industry which pays

Electricity generation in Gigawatt hours

Year	GWh
1991	60,246
1992	67,342
1993	73,808
1994	78,322
1995	84,521*

* = Estimate Source: TEAS

more for its electricity than most of its competitors in western Europe or North America.

The same problem affects almost all of Turkey's infrastructure: Turkey needs to spend much more on the unglamorous business of rehabilitation and repair of its existing assets. Relatively modest outlays could rapidly increase electricity generation by 10 per cent – equivalent to the output of the giant Atatürk dam on the Euphrates. Unfortunately, international soft loans provided for big ticket projects are rarely available for maintenance work, which has to be paid out of dwindling government budgets.

Even so, in highly centralised Turkey, all but the most mundane decisions have to be approved by Ankara's bureaucracy. But civil servants are afraid of taking decisions, fearing that an incoming government, in trying to make political capital, will accuse bureaucrats who served the former government of corruption or incompetence.

Mr Anders Ericsson, ABB's Turkey country manager, says officials "do not dare to take a decision for fear of prosecution. The best decision is no decision and every serious investor in Turkey takes this into account, so in the end the taxpayer loses." According to the State Planning Office, public infrastructure projects are on average 2.4 times over budget due to delays. Energy projects planned to be completed within 68 months are finished in 12½ years.

Mr Yilmaz and his predecessors have attempted to privatise utilities or introduce private financing for infrastructure projects though Build-Operate-Transfer.

So far, courts have approved only seven BOT projects, including the 672mW Birecik hydroelectric dam on the Euphrates. However, none of the seven projects are likely to come on stream in time to prevent black-outs.

■ Tourism: by Yekta Pinar

Getting around in Istanbul

Taxi fares are reasonable and, as an alternative, the pavements have recently been tiled

"Global" is Istanbul's favourite word at the moment as it prepares to host the World Habitat II Summit. A forest road 20 years ago is now its bank-lined Wall Street; a new neighbourhood near the airport, responsible for exporting US$2bn worth of textiles a year, is its mini Hong Kong. But Istanbul has also decided that it is time to be global in the way it has fun.

It seems only yesterday that international cuisine in Turkey meant slicing a few mushrooms on top of a piece of chicken. Now there is a new generation of executives whose palates know far more than shish kebab. Italian is this month's flavour, closely followed by Chinese. There are still places you can eat fish and Turkish meze, but in the neighbourhoods of Etiler or Levent or the summer venues of Kurucesme, there are any number of supper clubs and bars whose design owes a little (if not enough) to Philippe Starck.

It's all a bit confusing for the visitor. In the old days, you could rely on everything being a little familiar. Now how does one negotiate Turkish night life and, more puzzling still, why don't waiters leave a blank space for the customer to add a gratuity on the bottom of the credit card slip? (Answer: Turkey, not a tax-loving nation, expects tips in cash)

Travellers know by now that hotels are not the best places to change money. The Turkish high street, however, offers an alternative to the bank. These are what are called "exchange buffets" or little shop fronts where tourists can join the queues of residents who buy and sell Turkish lira. These kiosks usually give a slightly better rate than the larger banks.

The lira tends to be firmer during the summer when there is ample foreign exchange. There should be no great fear, therefore of being stuck with excess Turkish lira. It is easy enough to buy back another foreign currency. Neither bank nor buffet charge an extra commission for cash. In fact, if you want dollars from sterling, it's probably cheaper to do it in Istanbul via Turkish lira than on a London high street. Much more confusing is keeping track of your change. There was a merciful week when a million Turkish lira was exactly equal to £10, but inflation soon took care of that.

This makes it all the more bewildering to know how much to tip. The humbler the restaurant, the less the waiters expect. Those who insist on obsequious service at their favourite restaurant will sometimes add 10 per cent to a similar amount on the bill, but a total of 15 per cent is usual. Denominations of TL50,000 or TL100,000 are useful for coat checks and bell boys.

Taxi-drivers, by the way, do not demand a gratuity. But since the fares are so reasonable compared to any other European city,it is mean-spirited not to round up to the nearest TL10,000 or even TL50,000. A few bad eggs deliberately ignore what is on the metre or claim not to have change. If your Turkish is less than perfect, and the driver wants more than you think he is entitled to, just walk away. There is nothing a dishonest driver can do.

Although there appears no legal requirement to pay for luggage, it is customary to offer TL100,000 for a large bag. One thing to remember in Istanbul is that the passenger is responsible for the TL100,000 toll over the bridges across the Bosporus, even if crossing in the opposite direction of the side where the toll is collected (Europe to Asia on one bridge and Asia to Europe on the other).

Travellers' cheques tend to be a bit of a dead weight, although it is not that risky to carry cash. Istanbul is safer than most metropolitan cities. Anywhere that caters to a business clientele will accept credit cards (as do the numerous automated teller machines). Still, it pays to watch for the occasional bag snatcher or gang of children who will stage a fight as you walk past as a ruse to get at your wallet. These tend to congregate around Taksim Square and Beyoglu area.

Until recently, the main risk of roving around Istanbul used to be not from petty thieves but sudden gaps in the pavement. But this may change. Residents of Istanbul were shaking their heads in amazement as the UN Habitat Summit prepares to kick off. Every bit of pavement in the city centre has been torn up, to be replaced with mile after mile of symmetrically-laid brick.

The last time something similar happened was after the 1980 coup when, it was popularly assumed, somebody's brother-in-law got the contract to cover the pavements with pink tiles. These were so positioned as to absorb a reservoir of water underneath. Days after a rainstorm you would step on one and be squirted in the eye. This time, however, it looks as if the paving might just work. Pedestrians can negotiate the Istanbul section of the global village in safety once again.

Price Waterhouse knows Turkey
Turkey knows Price Waterhouse
Istanbul
BJK Plaza
Spor Caddesi No:92 B BLOK KAT 9
AKARETLER, BESIKTAS 80680 ISTANBUL
Telephone: (90-212) 259 4980
Fax: (90-212) 259 4902
Ankara
PARIS CADDESI NO:12 DAIRE 4
KAVAKLIDERE 06540 ANKARA
Telephone: (90-312) 417 1137
Fax: (90-312) 418 24 69
Price Waterhouse

Please Check Your Directory
90-212-2313180
INFO
SECURITIES INC.
The Turkish Equity & Fixed-Income Markets have consistently proven the sceptics wrong
Come take advantage of these Markets with a young and dynamic team eager to maximise your earnings
For further information, please contact the Institutional Investment Division
INFO SECURITIES INC., Halaskargazi Cad.,[illegible]
Fax:7 80280 Şişli-İSTANBUL
Telephones : 90-212- 231 31 80 & 90-212-230 30 48
Fax:90-212- 231 22 02
E-Mail Address : info-f@servis2.net.tr
BK'96

Every pair is not a couple.

Therefore, if you're looking for a correspondent bank in Turkey, make sure you work with a bank that's the perfect match for you.

For example, a bank that was selected as the "Best Bank of the Year in Turkey" by Euromoney magazine...

A bank that has been awarded the ISO 9001 Quality Management System certificate...

A bank whose high regard among international financial community generated $590 million in funding facilities in 1995...

A bank that is one of the leading names in trade finance, handling 4% of Turkey's imports and 10% of the country's exports in 1995...

A bank that handled $11.4 billion in foreign currency transactions in 1995...

The only multibranch Turkish bank to be awarded a long-term "A" rating three years in a row by Capital Intelligence...

Wouldn't you like to work with a correspondent bank in Turkey like Garanti?

GARANTİ BANK

For further information please contact Mr. Hüsnü Akhan, Executive Vice President.
63 Büyükdere Caddesi, Maslak 80670 Istanbul / Turkey Tel, Fax: (90-212) 285 40 40 Telex: 27635 gan-tr

■ Izmir and the Aegean region

City of hustle and bustle

A reactivated city – Turkey's third largest – needs to improve the quality of its citizens' lives

Izmir's trade fair: the city is no longer a backwater

Only a few years ago, Izmir was a sleepy backwater, its past as the Ottoman empire's greatest trading post well behind it. Today, however, Izmir is bustling with activity. Factories and industrial parks appear in the least expected places, heavy trucks thunder along its narrow roads spewing black diesel fumes and rural migrants arrive, looking for work. As a result, the city's population has swelled to 3m.

Development and industrialisation destroy as they create. There is little left of the gracious, old world Smyrna, as the city was known before its name was changed to the modern Turkish Izmir. The wealthy families of Greek, Italian, Jewish, or Armenian descent that once dominated Izmir's commercial life have nearly all left. In the hinterland and along the beautiful Aegean coast, studded with magnificent Greek and Roman ruins, scarcely regulated development is studding the coast with high rise hotels and unsightly holiday villages.

Like city fathers the world over, Izmir's conservative mayor, Mr Burhan Ozfatura, 53, is attempting to meet the demands of a rapidly rising population at the same time as improving the quality of life in the city.

Some of his projects are popular. The Bay of Izmir, once among the loveliest in the Mediterranean, has become a stinking pool of raw sewage and industrial waste. The city is spending $345m to process effluents and pump them further out to sea. Two-thirds of the project has already been completed. "God willing, by 1998 the problem will be over," Mr Ozfatura says.

He wants to finish a ring road next year and inaugurate a $650m metro system in 1998. Housing is a critical issue in a city overwhelmed by heavy migration, so he plans to build homes for 12,000 families by 1999, the year he leaves office.

But his plan to drive industry from the city so as to reduce air pollution is less popular with employers and workers. His proposal to transform the Kordon, once a bayside promenade and now a main road, into an expressway is greeted with horror by Izmir's small environmental movement.

For all Izmir's hustle and bustle, it retains something of its old character. The pace of life is more sedate than in Turkey's other big cities. Izmir is proud of its burgher values of hard work, thrift and honesty, yet it still has an atmosphere of relaxed informality.

Everybody seems to know everybody. Businesses tend to co-operate and work together. For example, 99 small textile companies formed EGS, a business co-operative to buy raw materials with bigger volume discounts. The co-op has grown into an export services company, processing documents and channeling government soft loans to members.

As the city prospers, businessmen are thinking about what their next step should be. Cotton, then textiles, formed the regional economy's backbone. Now, says Mr Şükrü Unlütürk, founder of the small Sunteks garment company, "producing in Izmir is no longer competitive. Turkey can gain greater competitiveness if we do business [in the impoverished south-east]. We know this will happen, it is a question of making it happen quickly or slowly."

Wages in Izmir may still be far lower than in Europe, but they are rising. Companies think the future lies in services, design or finance or in high-tech related businesses. Demand for university-trained designers, software engineers and managers is growing strongly.

Slowly, businesses are locating to the region, fleeing from congested, polluted Istanbul. Obviously Izmir cannot pretend to rival Istanbul as Turkey's corporate capital, but some companies have found that they can run their affairs just as well from central Izmir as they can from central Istanbul. Among them are some of Turkey's most successful companies, such as the conglomerate Yaşar Holding.

If Izmir sees itself as a service centre for the region, then it makes sense to project itself as a financial centre, too. The notion of Izmir as a banking and capital markets hub has been growing for years but has taken on greater impetus in the past 18 months. Local business, supported by the mayor, are lobbying the bureaucrats of Ankara to allow them to establish a regional stock market and cotton market.

The region's companies need capital to grow but tend to be too small, too little known and too far from Istanbul to be able to approach the national market for funds. Mr Atil Akkan, chairman of the Izmir Chamber of Industry, which is backing both ventures, says: "A regional stock exchange aims to provide finance for them to grow and in future move their listing to Istanbul. We don't want to be a second Istanbul."

The campaign to open these markets has become a local cause, so sceptics tend to keep their views to themselves. One of them says: "It is very difficult to create two or three financial centres in the same country. We should accept Istanbul as the financial centre for Turkey and the Middle East."

Yaşar Holding may be headquartered in Izmir, but it decided to transfer management of its Tütünbank to Istanbul. A Tütünbank executive says: "We were criticised for the move, but it is very difficult to manage a large-sized bank from Izmir."

Mr Ozfatura's vision of Izmir in the future would be a relentlessly modern Mediterranean Singapore, driven by clean, high tech, high wage industries. His critics wonder in amazement as they look at the reality of Izmir today.

It is good to dream, they say, but why ignore the past? Why not build on the region's beauty and ancient monuments to create another Barcelona where modernity and development coexist, even accentuating the city's urban landscape and its traditional values?

COMPANY PROFILE Raks

Name behind the brand

The chances are that you have used Raks video and audio tapes, perhaps even a CD, without ever realising it. Raks may not be an internationally recognised name, but its products are sold under the labels of such brands as JVC, Kodak or Aiwa.

Raks is an unusual company for Turkey. It is heavily export-oriented, has successfully adopted the latest international management and production methods, and has no qualms in selling equity to outsiders, even foreigners.

The company was founded 18 years ago in Izmir and has become one of the country's most successful, with net sales last year of $108.9m and profits of $18.1m. Sales have increased by half in five years and profit has trebled.

Raks owes much of its success from working as a subcontractor to supply products for global brand name companies. Mr Bayram Tuncer, deputy general manager, says: "It is not economical for large companies to make their own products any more." Raks sells two-thirds of its tapes to such companies. Margins may be lower than on own label sales, but at least no sales or marketing expenses are needed.

Mr Tuncer says: "Without us, they would need a Pacific Rim company, but would face transport costs and time plus EU taxes. In one week I can supply a European customer, but from the Pacific it would take 40 days." Under Turkey's customs union agreement with the EU, Turkish products are exempt from import duties – in this case a saving of 4.9 per cent. Transport costs from Turkey to the EU are about 15 per cent lower than from the Pacific.

Raks is also unusual in Turkey for its progressive attitude to finance. Most Turkish companies focus on the domestic market, sheltered from import competition. They are usually owned and managed by their founders or their families and resist selling equity, preferring to finance expansion from retained profits or bank borrowings.

But Raks operates in a relatively capital-intensive industry. It had to rely increasingly on equity capital after financial problems almost overwhelmed the company in 1994, when Turkey fell into a short but sharp recession. Raks went public in 1993, selling 15 per cent of its shares on the Istanbul Stock Exchange. In 1994 it sold another 22 per cent in an international private placement. Last year it completed the first stage in an ADR issue. Mr Tuncer says he will use the proceeds to retire $20m-worth of debt, which consumed one-third of sales revenues at the end of 1994.

Looking to the future, Mr Bayram says the company has three basic objectives.

The first is to increase sales of higher-margin Raks-brand products, particularly in eastern Europe and the former Soviet Union. These two regions took nearly half of the company's exports of just under $100m in 1995. Margins are better and selling costs lower than in western Europe, and growth prospects far greater than in the mature EU market.

A second aim is to accelerate sales growth to 25-30 per cent a year while keeping net margins in their current 13-15 per cent range. Raks looks well-placed to achieve this: it completed expansion investments last year with a 50 per cent increase in capacity, and is now well capitalised.

Finally, Raks wants to venture into the music and retail business in Turkey, where it controls about 60 per cent of the CD, video and audio tape market. Turkey has a large, young and fast-growing population, so domestic sales growth, at least, seems assured.

A guide to Turkey

Bring the plug

Population

61.2m (1994 mid-year estimate).

Istanbul	6.62m
Ankara (capital)	2.56m
Izmir	2.32m
Adana	0.97m
Bursa	0.84m
Gaziantep	0.6m
Konya	0.54m

Figures based on 1990 census, when 65 per cent of the population was urban.

Visas

Required by nationals of Ireland, Italy, Spain and the UK (not generally needed by other EU nationals). Visas are available at port of entry for £5. They are valid for three months, but do not allow the visitor to take up employment.

Business hours

Banks: 8.30-noon and 1.30-5pm (Monday to Friday);
Government offices: 8.30am-12.30pm and 1.30-5.30pm (Monday to Friday);
Business offices: 9am-12.30pm and 1.30-6pm (Monday to Friday);
Shops: 9am-1pm and 2-7pm (Monday to Saturday).

Food shops may keep longer hours and there is likely to be one food shop open in each neighbourhood on a Sunday.

Public holidays

Banks and offices are closed on January 1; April 23 (National Sovereignty and Children's Day), May 19 (Youth and Sports Day), August 30 (Victory Day), October 28 (half-day), October 29 (Republic Day).

There are other public and religious holidays, but on these banks and offices open.

Health

Avoid drinking the tap water. It's best to bring anti-diarrhoea tablets (locally-produced varieties are available).

You should consider malaria-preventative tablets if visiting the south-east in late spring or early summer.

Hepatitis A, polio and typhoid vaccination are recommended. Rabies is a potential danger: keep away from the giant Sivas-Kangal sheepdogs, which are not aggressive unless one gets too close to their flocks.

During the summer, when mussels are best avoided, food poisoning is a risk, especially in eastern Turkey.

Climate

Coastal regions have a Mediterranean climate, with mild, moist winters and hot, dry summers. November, December and January are the rainiest months, June, July and August the driest months. July (27°C in Izmir) and August are the hottest months, January (8 °C in Izmir) and February the coldest months.

What to bring

The following could be useful: mosquito repellent (especially May-September), sunblock cream (expensive in Turkey) and a sink plug.

Sources

Statesman's Yearbook 1995-96; Europe – The Middle East & North Africa 1996; EIU Country Profile: Turkey 1995-96; Chambers World Gazetteer; ABC World Airways Guide; FT World Hotel Directory 1996; Rough Guide to Turkey; Lonely Planet Guide.

COMPANY PROFILE Opel Türkiye

'Family' keeps together

Most people in Izmir know the way to the Opel factory. Located about 40 minutes from the city centre, the six-year-old factory is the region's premier foreign investment project and a source of great local pride.

Opel Türkiye, owned by the Germany-based subsidiary of General Motors, spent $42m setting up the factory in 1990, and now builds about 10,000 Vectra J cars a year, taking 4 per cent of Turkey's domestic market. However, perhaps the more striking thing about Opel is its innovative approach, by Turkish standards, to manufacturing and employee relations.

Mr Kevin Jackson, Opel's managing director, says: "The people have been highly trained and the process they went through to get a job here was very intensive. The level of motivation is something to be proud of. The concept of family is extremely important in Turkey. We treat our people like they are members of a family and if you do that they will go through walls for you."

Although this is now a well-established international management tenet, positive employee relations are rare in Turkey, where powerful patriarchal bosses dominate their companies.

But at Opel, where quality and savings are pursued with obsessive zeal, the workers willingly participate in permanent cost-cutting – and job-threatening – exercises. Even though there are no unions, Opel has an unwritten policy of not laying off workers. Mr Jackson says that to "keep a motivated workforce, you can't lay people off and rehire them at the bottom of the wage market. When you take the decision to keep the family together they are constantly trying to improve quality."

Three hundred people work at Opel, nearly all of them factory workers. In 1994, when a financial crisis drove the economy heavily into recession, Opel had to cut production. Instead of laying off staff, it found jobs for workers either in Turkey, or overseas. Fifty Izmir employees went to train workers at new GM plants in Egypt and Indonesia.

Employees are encouraged to submit labour- and money-saving ideas and those whose ideas are put into practice are rewarded generously. Some workers devised an ingenious way constantly to oil part of the assembly line, saving three hours of maintenance time a week. Mr Jackson says: "They think like managers."

Mutual dedication and loyalty seem to work. The Izmir plant is among the highest scorers in quality surveys, invariably outdoing larger and more sophisticated operations in Europe.

Other companies in the region are trying to adopt similar methods to motivate employees. One nearby factory has divided its workers into teams, competing with each other to reduce defects. Signs hanging above the factory floor urge employees to wear pullovers instead of complaining about the cold or proclaiming that "every defect is a loss for the nation" but at this factory, perhaps unsurprisingly, workers seem sullen and resentful.

There are several additional factors that explain Opel's success in industrial management. To begin with, it pays well above the local average wage so it attracts better qualified workers – a few even have university degrees – and high unemployment makes employees value their jobs.

Perhaps most important, since Opel's factory is relatively new, bad working and management habits have not yet put down deep roots. In comparison, managers at an Opel competitor established in Turkey for 30 years, where relations between management and workers are ossified, are paradoxically trying to force employees to accept empowerment.



Global banking made in Germany.

The world is shrinking. Whereas your scope is growing. Theoretically. And practically?

Whenever you wish to make more than just a small move, include the WestLB in your plans. We appreciate global thinking and, as one of Europe's leading banks, we have both the experience and the potential to achieve even exceptional goals – with you. Established as a German wholesale bank, we offer you all services from one source, made to measure, reliable and, if you like, worldwide.

After all, what could be closer to your wishes than a bank with a perspective as broad as your own?

Are you looking for a partner near you? Simply call our automatic fax service in Germany on (+49) 211 9 44 83 70 to request a list of our worldwide network straight away.

WestLB

Invitation for Bids (IFB)

Date of Issuance of IFB:	06 June 1996
Loan No:	Under negotiations
IFB No:	TGM-01/96

1. The Republic of TURKEY has applied for a loan from the International Bank for Reconstruction and Development (IBRD) in various currencies towards the cost of the (Communications Liberalisation Project). It is intended that part of the proceeds of this loan will be applied to eligible payments under the contract for National Monitoring Systems.
2. The General Directorate of Radiocommunication (TGM) now invites sealed bids from eligible Bidders for the design, supply, delivery, installation and integration including Project Management of NMS, which is composed of National Monitoring System (NMS) and National Frequency Management System (NFMS).
3. Interested eligible Bidders may obtain further information from and inspect the Bidding Documents free of charge at the office of:
   Head of Monitoring Department
   Telsiz Genel Mudurlugu
   Ulasurma Bakanligi Sitesi L Blok
   06510-Emek Ankara/TURKEY
   Telex No: 44371 TGM-TR
   Fax No: 90 (312) 221 32 26
   Phone No: 90 (312) 212 21 35
4. A complete set of Bidding Documents may be purchased by any interested eligible Bidder on submission of a written application to the above and upon payment of a non-refundable fee of US$400 or equivalent at the exchange rate applied by the Turkish Central Bank on the date of purchase. Those bidders who have purchased previous bidding documents may not need to pay. Only those bidders or their representatives who have purchased the Bidding Documents may participate in the Bid.
5. A Two Stage Bidding Procedure will be adopted and will proceed as follows:
   a) The First Stage Bid will consist of a technical bid only, without any reference to prices, and list of any deviations to the technical and commercial conditions set forth in the Bidding Documents or alternative technical solutions a Bidder wishes to offer and a justification therefore, provided always that such deviations or alternative solutions do not change the basic objectives of the project. Following evaluation by the Employer of the First Stage Bids, the Employer will invite each Bidder who meets the minimum acceptable qualification criteria and who has submitted technically responsive First Stage Bid to a Clarification Meeting during which the Bidder's Bid will be reviewed and all required amendments, additions, deletions and other adjustments will be noted and recorded in a Memorandum. Only those Bidders submitting a technically responsive and acceptable First Stage Bid will be invited to submit a Second Stage Bid.
   b) The Second Stage will consist of (a) an updated Technical Bid incorporating all change required by the Employer as recorded in the Memorandum to the Clarification Meeting or as neccessary to reflect any amendment to the Bidding Documents issued subsequent to submission of the First Stage bid, and (b) the Commercial Bid.
6. First Stage bid will be opened in the presence of the Bidder's representative who choose to attend at the above address, 3rd floor, room no: 313, on 5 September 1996 at 14.00 hours (local), as also indicated in BDS. Second Stage Bid will be opened in the presence of the Bidder's representative who choose to attend at the time and date at the address given in the letter of invitation to submit second stage bids.
7. All second stage bids must be accompanied by a Bid Security in an amount of not less than 3% of the bid price in local currency or the equivalent in a freely convertible currency in one of the following forms:
   a) a bank guarantee or irrevocable Letter of Credit issued directly by a bank located in the Employer's country or abroad acceptable to the Employer, in the form provided in the Bidding Documents; or
   b) cash.
8. In the comparison of evaluated bids, the Employer will grant a margin of preference to plant and equipment manufactured in the Employer's country in accordance with the procedure outlined in the Bidding Documents.
9. The Bidders must have the following minimum qualifications and experience:
   - Design, supply, delivery, installation and commissioning of at least one radio spectrum monitoring system of national or regional coverage and one frequency spectrum management contract within the last five years;
   - Project management and system integration of similar contracts with national or regional coverage by which the system's integrator must have fully implemented at least one, or participated substantially in two, spectrum management projects that require integration of the licensing, data collecting, and monitoring operations of spectrum management administrations within the last five years; and
   - The Bidder (including consortium members, if any) shall have an annual turnover not less than US$40 million and, in case of a consortium the leader of the consortium, this shall have at least an annual turnover of 40% of that amount and shall have executed similar contracts worth US$50 million or more over the last five years.

Bidders shall respond to every Clause of the technical specification. If a requirement of the specification is not met, full details of deviation shall be given and consequences on the system's performance shall be explained. Incomplete responses could lead to a disqualification.
(In responding, reference to the clause numbers should be the same as of the Bidding Documents.)